

JULY 2023

# WEST CULBURRA MIXED USE DEVELOPMENT

## FIRST SIX MONTHLY CONCEPT APPROVAL BASELINE AQUATIC ECOLOGY DATA REPORT



Frontis. Sampling the intertidal saltmarsh zone at site SWB2-I

**REPORT PREPARED FOR SEALARK PTY LTD**

MARINE POLLUTION RESEARCH PTY LTD

## **Table of Contents**

<b>1. INTRODUCTION</b>	<b>1</b>
<b>2. AQUATIC ECOLOGY - FIRST SIX MONTHS SAMPLING RESULTS</b>	<b>3</b>
<b>2.1 Available Climate Information</b>	<b>3</b>
<b>2.2 Estuarine Intertidal Habitat Monitoring</b>	<b>5</b>
2.2.1 Monitoring Methodology Refinement	5
2.2.2 Estuary Intertidal Height Profiles	10
2.2.3 Estuary Intertidal Landscape (Mosaic) Diagrams & Site Photographs	10
2.2.4 Bimonthly Intertidal Habitat Vegetation & Abiotic Variation Dec 22 to May 23	11
<b>2.3 Estuarine Seagrass Monitoring</b>	<b>32</b>
2.3.1 Monitoring Methodology Assessment	32
2.3.2 Subtidal Seagrass ASU Monitoring Results	33
<b>2.4 Crookhaven Estuary Aquaculture Oyster Monitoring</b>	<b>36</b>
<b>2.5 Lake Wollumboola Freshwater Biota Monitoring</b>	<b>47</b>
2.5.1 Monitoring methodology refinement	48
2.5.2 Water quality metering	50
2.5.3 Artificial Sampling Unit (ASU) macroinvertebrate monitoring results	51
2.5.4 Electrofishing results	52

## **Table of Figures**

<b>Figure 1</b> 2022 Daily Rainfall - Culburra STW Gauge	3
<b>Figure 2</b> 2023 Daily Rainfall - Culburra STW Gauge. Note 9 Feb total is 253mm	4
<b>Figure 3</b> Monthly Total and Monthly Average Rainfall - Culburra STW 2022 to 2023	4
<b>Figure 4</b> Final Adopted Intertidal Habitat Site Locations	6
<b>Figure 5-24</b> Transect length graphs – Mean vegetation zone lengths	12
<b>Figure 25-44</b> Quadrat density graphs – Mean vegetation zone density	22
<b>Figure 45</b> Combined Oyster and Seagrass Sampling Site Map	34
<b>Figure 46</b> Seagrass Blade Mean Sediment weight graph	35
<b>Figure 47</b> Seagrass Blade Mean algae weight graph	35
<b>Figure 48</b> Photo of oyster baskets in place on lease and on purpose built piles	36
<b>Figure 49</b> Combined Oyster and Seagrass Sampling Site Map	38
<b>Figure 50</b> Final Adjusted Lease Oyster Deployment Locations	39
<b>Figure 51-64</b> Mean total metals concentrations in pacific and Sydney rock oysters	51
<b>Figure 65</b> Final adopted Freshwater Monitoring Site Locations	65
<b>Figure 66</b> Mean replicate total abundance of macroinvertebrate specimens per site	66
<b>Figure 67</b> Mean replicate macroinvertebrate taxa diversity	67

## **Table of Tables**

<b>Table 1</b> Aquatic Ecology monitoring schedule. Green highlight shows completed field sampling. Note that for oyster chemical analysis the laboratory results do not come available for up to 4 weeks post sample delivery.	2
<b>Table 2</b> Intertidal Point Intercept Transect and Quadrat sampling	7
<b>Table 3</b> Sampling Dates for Intertidal Transect Height Profiles, Mosaic and Shade/Drip Line Surveys	8
<b>Table 4</b> Seagrass ASU Sampling Timetable	33
<b>Table 5</b> Oyster Deployment Timetable	37
<b>Table 6</b> Freshwater ASU Seasonal Timetable	47
<b>Table 7</b> Freshwater Electrofishing Seasonal Timetable	47
<b>Table 8</b> Wattle Creek Site Water Quality Summary Data Results	50
<b>Table 9</b> Downs Creek Site Water Quality Summary Data Results	50
<b>Table 10</b> South Creek Site Water Quality Summary Data Results	50
<b>Table 11</b> Grouped Replicate ASU Macroinvertebrate Results Terms 1 & 2	51
<b>Table 12</b> Electrofishing Fish Catch Summary Results	51



## **APPENDICES**

- A** Site Rainfall 2022 -2023
- B** Crookhaven River tide and Lake Wollumboola water level data
- C** Intertidal Data
- D** Seagrass Data
- E** Oyster Analysis Data
- F** Freshwater Monitoring Data

## 1. INTRODUCTION

State Significant Development Application SSD3846 is a concept proposal for a staged, residential and commercial development located on the northern side of Culburra Road between the Crookhaven River Estuary and Lake Wollumboola. The concept proposal was approved with conditions, including the undertaking of an 18 month water quality and aquatic ecology baseline monitoring program to be submitted to the Department of Planning and Environment.

Marine Pollution Research Pty Ltd (MPR) was commissioned by the proponent Sealark Pty Ltd to prepare the baseline aquatic ecology monitoring methodology report for the Approved Conditions of Consent (CoCs) C17 and C18 in 2022, noting that the Aquatic Ecology monitoring program would not include the Condition C18d oyster lease water quality sampling which was to be undertaken by Martens & Associates Pty Ltd, who were commissioned to undertake all relevant water quality monitoring as described in the companion Water Quality Methodology Report (Martens & Associates 2022). Final Aquatic Ecology (MPR 2022) and Water Quality Methodology reports were reviewed and endorsed by the Environmental Representative (ER) on 16 November 2022 and the 18 month monitoring program commenced on 1st December 2022.

The Conditions of Consent include a requirement for two progress reports at six monthly intervals, each required within two months after each six months data acquisition. This present report summarises the first six month Aquatic ecology data acquisition, documents methodology appropriateness and discusses methodology changes during the period and recommended methodology changes for on-going monitoring.

As per the Approved Methodology Report, the sampling program is made up of four main components; Estuarine Intertidal Habitat Monitoring, Subtidal Seagrass Monitoring, Crookhaven Estuary Aquaculture Oyster Monitoring and Lake Wollumboola Freshwater Biota Monitoring. Estuarine monitoring is undertaken bi-monthly and Freshwater monitoring is seasonal. Over the course of the 18 month monitoring period estuarine sampling is to take into account at least three wet weather events and freshwater sampling is to encompass at least two wet weather events.

**Table 1** below shows the completed monitoring to date and projected monitoring through to the end of the 18 month period.

Year	2023												2024																																																																				
Season	Spring			Summer			Autumn			Winter			Spring			Summer			Autumn																																																														
Project month	Sep	Oct	Nov	Dec	Jan	Feb	Mar	Apr	May	Jun	Jul	Aug	Sep	Oct	Nov	Dec	Jan	Feb	Mar	Apr	May																																																												
Annual week	36 to 39	40 to 43	44 to 48	49 to 51	52	1	2	3	4	5	6	7	8	9	10	11	12	13	14	15	16	17	18	19	20	21	22	23	24	25	26	27	28	29	30	31	32	33	34	35	36	37	38	39	40	41	42	43	44	45	46	47	48	49	50	51	52	1	2	3	4	5	6	7	8	9	10	11	12	13	14	15	16	17	18	19	20	21	22		
Project Week	Pre-stan Pilot Studies			1	2	3	4	5	6	7	8	9	10	11	12	13	14	15	16	17	18	19	20	21	22	23	24	25	26	27	28	29	30	31	32	33	34	35	36	37	38	39	40	41	42	43	44	45	46	47	48	49	50	51	52	53	54	55	56	57	58	59	60	61	62	63	64	65	66	67	68	69	70	71	72	73	74	75	76	77	78
<b>Seasonal FW sampling</b>																																																																																	
Season	Pilot Studies Spring			Summer (S1)			Autumn (S2)			Winter (S3)			Spring (S4)			Summer (S5)			Autumn (S6)																																																														
Pilot studies																																																																																	
FW ASUs (7-8 weeks)				in S1 in			in S2 in			in S3 in			in S4 in			in S5 in			in S6 in																																																														
FW Electro Fish				S1			S2			S3			S4			S5			S6																																																														
2 Wet Weather ASUs & 2 Wet Electro Fish																																																																																	
<b>Bi-monthly Estuarine Interstitial sampling</b>																																																																																	
Bi-Monthly Periods (Terms)	Sep to Nov Pilot		Dec & Jan (T1)		Feb & Mar (T2)		Apr & May (T3)		Jun & Jul (T4)		Aug & Sep (T5)		Oct & Nov (T6)		Dec & Jan (T7)		Feb & Mar (T8)		Apr & May (T9)																																																														
Pilot studies	Wild Oyster Price																																																																																
Start 1/T Transect His					1						2						3																																																																
Post Wet 1/T transect His (I)																																																																																	
Transect Pictures																																																																																	
1/T Point intercept measures					T1		T2		T3		T4		T5		T6		T7		T8																																																														
1/T Zone quadrat measures					T1		T2		T3		T4		T5		T6		T7		T8																																																														
<b>Bi-monthly Seagrass and Oyster sampling</b>																																																																																	
Oysters In and Out	in T1 in		in T2 in		in T3 in		in T4 in		in T5 in		in T6 in		in T7 in		in T8 in		in T9 in		in T9 in																																																														
Seagrass ASUs (6 wks)	in T1 in		in T2 in		in T3 in		in T4 in		in T5 in		in T6 in		in T7 in		in T8 in		in T9 in		in T9 in																																																														
<b>Monitoring Program &amp; Six-Monthly Reporting</b>																																																																																	
Drift Monitoring Program																																																																																	
Fanal Monitoring Program																																																																																	
First 6 Month Progress										Report 1																																																																							
Second 6 Month Progress																Report 2																																																																	
Third 6 Month Progress																																																																																	

**Table 1** Aquatic Ecology monitoring schedule. Green highlight shows completed field sampling. Note that for oyster chemical analysis the laboratory results do not come available for up to 4 weeks post sample delivery.

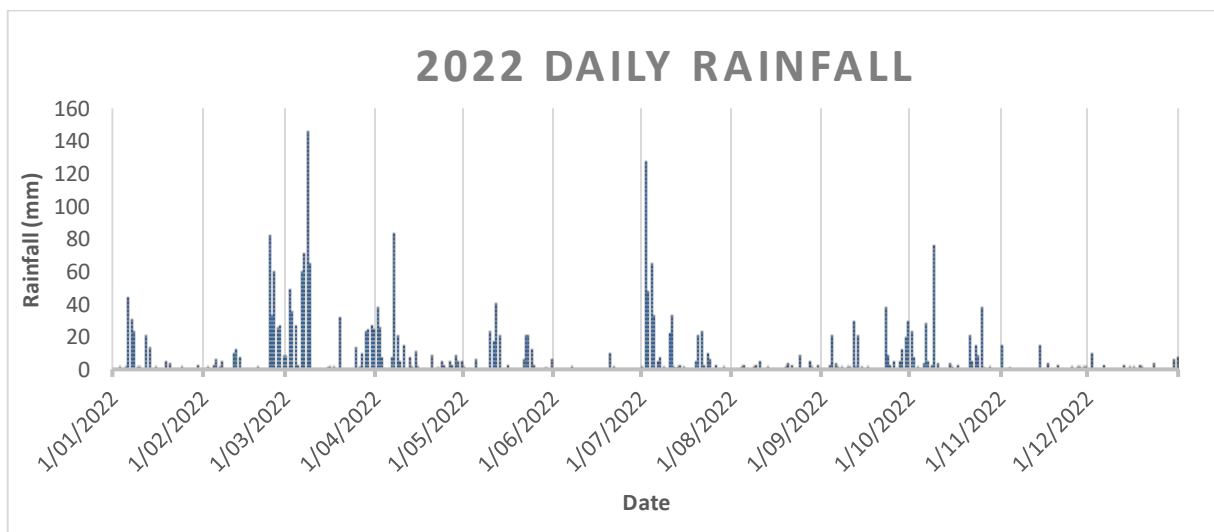
## 2. AQUATIC ECOLOGY - FIRST SIX MONTHS SAMPLING RESULTS

**Section 2.1** provides available climate and hydrology data preceding and during the six months sampling period and **Sections 2.2 to 2.4** provide summaries of aquatic ecology sampling data for the first six months of sampling. Each of these sections also provide summaries of methodology changes and/or additional methodology detail not provided in the approved methodology report.

### 2.1 Available Climate Information

**Appendix Tables A1 and A2** provide daily rainfall data for the Culburra STP gauge for 2022 through to June 2023, and daily rainfall is shown graphically on **Figures 1 and 2** below. **Figure 3** shows monthly total rainfall compared to long term monthly averages.

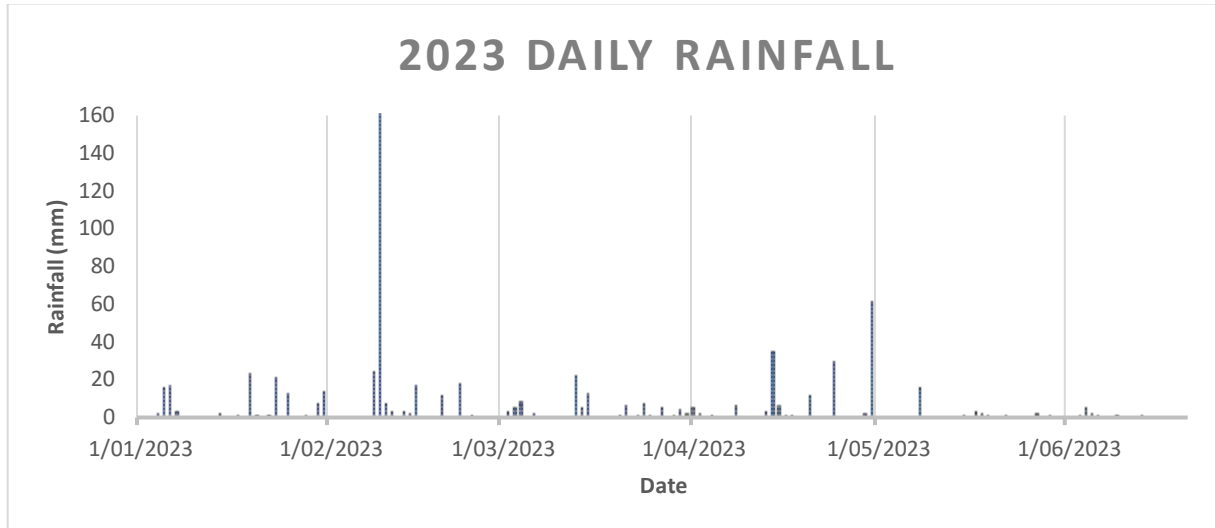
Overall, the year leading up to the start of the monitoring period in December 2022 was very wet, with above average monthly rainfall for eight months in 2022 enduring more rainy days per month. This pattern effectively reversed for November 2022 through to June 2023, with overall lower monthly rainfalls and overall, less rainy days per month. Whilst monthly totals were still greater than long term average for January, February and April 2023, most of the monthly rain for each of these months fell over fewer days than in the previous wet year. For February 2023, there was a single day record of 253 mm recorded at 9am on the 9th from a single storm that started around 6pm on the previous day.



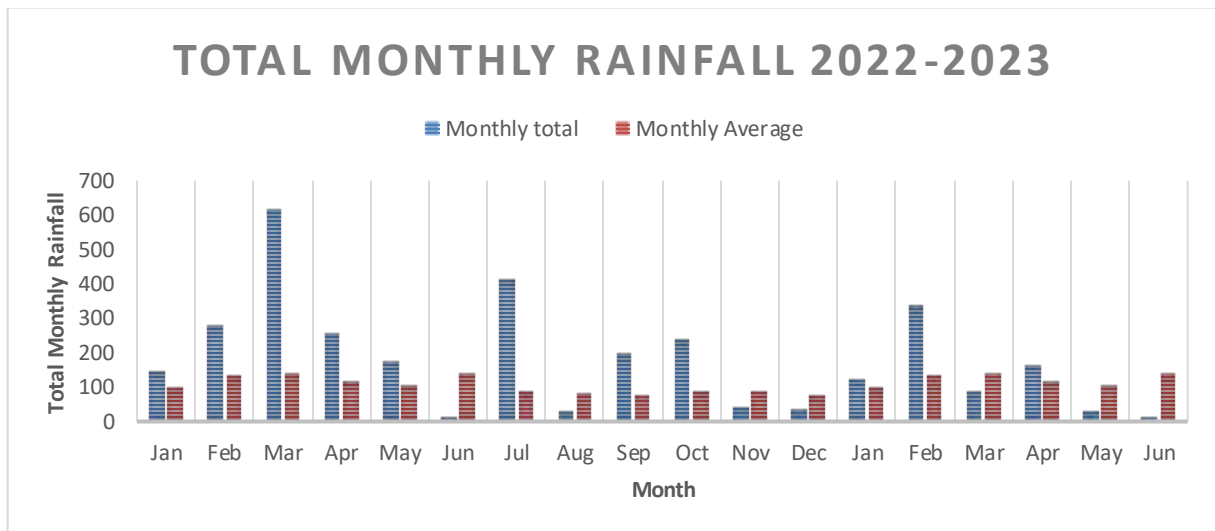
**Figure 1** 2022 Daily Rainfall - Culburra STW Gauge

In terms of water levels for Crookhaven River estuary and Lake Wollumboola there are three available automatic level gauges operated by the Water Division of the NSW Department of Planning and Environment (DPE); a river water level gauge at Greenwell

Point (Gauge 215417), a lake water level gauge at the north end of Lake Wollumboola (Gauge 215454) and a tide level gauge at Crookhaven Heads that provides both measured tide levels plus residual levels (i.e., the height difference of the actual tide from predicted lunar tide).



**Figure 2** 2023 Daily Rainfall - Culburra STW Gauge. Note 9 Feb total is 253mm



**Figure 3** Monthly Total and Monthly Average Rainfall - Culburra STW 2022 to 2023

**Appendix B** provides the present accumulated data from the Crookhaven Heads and Lake Wollumboola Gauges to date as collected from the on-line gauge data and there is currently a request to DPE for historic data for these two gauges for missing data. Whilst Greenwell Point Gauge data was not collected to date on the basis that the Crookhaven gauge residual data provide an indication of flood contribution, it is considered that these data should also be collected from the real time data available on the web and that previous data be sourced from DPE to provide a better basis for interpreting ecological variation against river flood behaviour

## 2.2 Estuarine Intertidal Habitat Monitoring

### 2.2.1 Monitoring Methodology Refinement

Section 2.1 of the Aquatic Ecology Methodology Report provides an overall description of the intertidal habitat monitoring program and **Figure 2** for that report indicated the overall Site Locations but did not define the sub-site locations as provided in **Table 1** for that report. **Figure 4** below shows the adopted sub-site locations. It became clear during initial sampling that all Swale sub-sites were not actual surface swales and were in some cases shallow sub-surface discharges, so to avoid confusion the sub-sites were redesignated as ***In-line sites (I)*** for sites most likely to drain sub-catchments and ***Ridge sites (R)*** for the sub-sites located on the boundary between sub-catchments.

Whilst the overall methodology for the Intertidal Estuarine Habitat surveys remains as approved, the following additional detail arising from the actual first six-monthly sampling program are provided to supplement the approved methodology:

- The two 2m ladder transects separated by a 2m space configuration is retained and set up as per the approved methods but the configuration is now described as four fixed line intercept transects set 2m apart providing an overall fixed 6m wide plot for placement of random quadrats. This adjustment allowed for a more representative landscape mapping of the sub-site intertidal zones without increasing potential trampling impact. These plots still retain variable offshore lengths determined by local sub-site tidal zoning.

The distinctions between two monthly and before/during and after sampling requirements for all the intertidal monitoring parameters were not all provided in the Approved methodology and these are now clarified as follows:

- The Intertidal Point Intercept Habitat Transect and Plot Quadrat Sampling requirements are undertaken two monthly, meaning that all transects and quadrats will be sampled nine times (*9 by 2 month terms*) over the 18 month period, with each sampling occurring within each designated two-monthly term (**Table 2**).
- The Intertidal Transect Height Profile, Plot Shade/Drip Line measurements and Landscape Mosaic assessments were scheduled to be undertaken at the beginning and end of the 18 month program and this has now been regularised and expanded to be undertaken three times (*3 by 6 month terms*) over the 18 month period (**Table 3**).





**Figure 4** Final Adopted Intertidal Habitat Site Locations

<b>Table 2 Intertidal Point Intercept Transect &amp; Quadrat Sampling</b>									
<b>Site</b>	<b>Term 1</b>	<b>Term 2</b>	<b>Term 3</b>	<b>Term 4</b>	<b>Term 5</b>	<b>Term 6</b>	<b>Term 7</b>	<b>Term 8</b>	<b>Term 9</b>
	Dec-Jan	Feb-Mar	Apr-May	Jun-Jul	Aug-Sep	Oct-Nov	Dec-Jan	Feb-Mar	Apr-May
<b>CUP1-I</b>	15/2/2023	5/4/2023	16/5/2023						
<b>CUP1-R</b>	16/2/2023	5/4/2023	4/5/2023						
<b>CUP2-I</b>	15/2/2023	5/4/2023	4/5/2023						
<b>CUP2-R</b>	7/2/2023	3/4/2023	4/5/2023						
<b>BB1-I</b>	15/2/2023	3/4/2023	5/5/2023	12/7/2023					
<b>BB1-R</b>	15/2/2023	3/4/2023	5/5/2023	12/7/2023					
<b>BB2-I</b>	15/2/2023	3/4/2023	3/5/2023	12/7/2023					
<b>BB2-R</b>	15/2/2023	29/3/2023	3/5/2023	12/7/2023					
<b>SWB1-I</b>	14/2/2023	21/3/2023	3/5/2023	12/7/2023					
<b>SWB1-R</b>	14/2/2023	21/3/2023	2/5/2023	11/7/2023					
<b>SWB2-I</b>	8/2/2023	6/3/2023	2/5/2023	11/7/2023					
<b>SWB2-R</b>	8/2/2023	20/3/2023	2/5/2023	11/7/2023					
<b>SEB1-I</b>	2/2/2023	1/3/2023	12/4/2023	10/7/2023					
<b>SEB1-R</b>	6/2/2023	2/3/2023	12/4/2023	10/7/2023					
<b>SEB2-I</b>	7/2/2023	2/3/2023	1/5/2023	11/7/2023					
<b>SEB2-R</b>	6/2/2023	2/3/2023	1/5/2023	10/7/2023					
<b>CDN1-I</b>	28/2/2023	14/4/2023	24/5/2023						
<b>CDN1-R</b>	28/2/2023	14/2/2023	24/5/2023						
<b>CDN2-I</b>	27/2/2023	11/4/2023	17/5/2023						
<b>CDN2-R</b>	27/2/2023	11/4/2023	17/5/2023						



<b>Table 3 Sampling Dates for Intertidal Transect Height Profiles, Mosaic and Shade/Drip Line Surveys</b>						
Intertidal Sub-Site	Transect Height Profiles			Mosaic/Landscape and Shade/Drip Line Surveys		
	Term 1 Dec-May	Term 2 Jun- Nov	Term 3 Dec- May	Term 1 Dec-May	Term 2 Jun- Nov	Term 3 Dec- May
<b>CUP1-I</b>	18/1/2023			15/2/2023		
<b>CUP1-R</b>	18/1/2023			16/2/2023		
<b>CUP2-I</b>	18/1/2023			15/2/2023		
<b>CUP2-R</b>	18/1/2023			7/2/2023		
<b>BB1-I</b>	11/4/2023			15/2/2023		
<b>BB1-R</b>	11/4/2023			15/2/2023		
<b>BB2-I</b>	11/4/2023			15/2/2023		
<b>BB2-R</b>	29/3/2023			15/2/2023		
<b>SWB1-I</b>	21/3/2023			14/2/2023		
<b>SWB1-R</b>	21/3/2023			14/2/2023		
<b>SWB2-I</b>	6/3/2023			8/2/2023		
<b>SWB2-R</b>	20/3/2023			8/2/2023		
<b>SEB1-I</b>	1/3/2023			2/2/2023		
<b>SEB1-R</b>	2/3/2023			6/2/2023		
<b>SEB2-I</b>	2/3/2023			7/2/2023		
<b>SEB2-R</b>	2/3/2023			6/2/2023		
<b>CDN1-I</b>	28/2/2023			28/2/2023		
<b>CDN1-R</b>	28/2/2023			28/2/2023		
<b>CDN2-I</b>	28/2/2023			27/2/2023		
<b>CDN2-R</b>	27/2/2023			27/2/2023		

The methodology for *line point intercept measurements* is clarified as follows:

- For each line transect the start to stop points of vegetation assemblages are recorded based on main species present and then all plants noted within this assemblage are listed.
- For this process a master species list has been constructed with two letter plant codes to facilitate monitoring and data presentation. The present working Species and Code Key is provided as **Table C1** in **Appendix C** and this table will continue to expand and be refined as new species are encountered and others are confirmed.
- Refinement of the species list will also include specific distinction between local indigenous plants and weed species.

The methodology for *landscape mosaic descriptions* is clarified as follows:

- For each of the 6m wide landscape plots initial definition of the main plant assemblages within the plot are determined by dominant zone species and/or dominant abiotic factors such as bare sediment.
- Once the assemblages are determined and described, the cross-over points for each of the four fixed transects for each of the assemblages are plotted directly onto squared graph paper and a six-meter survey staff is then deployed across the four shore-normal transects (i.e., laid shore parallel) to enable measurements to 'join the dots' on the graph paper for the assemblage limits between the fixed transect measurements.
- The sketches are later digitised to produce the landscape mosaics for each sub-site plot. Each landscape plot is accompanied by a drone photo of each sub-site plot plus site photographs looking up and down the plot areas.

Methodology for *intertidal plot quadrat density* is clarified as follows:

- Whilst the transect point-intercept analysis monitors progression or receding vegetation or assemblages over time, density change within these riparian, saltmarsh and inshore mangrove assemblages and zones is assessed via three haphazardly placed quadrats within each zoned area within the plot mosaic (i.e, riparian edge, saltmarsh, saltmarsh-to upper mangrove and upper mangrove zoned habitats):
- The quadrat is 1m x 1m square with a 5x5 grid (i.e., 25 squares). Density is recorded via the following density scale:
  - In quadrats with only one individual, a density value of 0.1 is recorded.
  - Quadrats with species < 30% coverage (< 8 squares) is density value One.
  - Cover between 30 and 60% (9 to 16 squares) is density value Two.
  - Density value Three for coverage greater than 60% (17 or more squares).
  - Crab holes, mangroves seedlings, saplings and adults are individually counted within each quadrat.
  - Mangrove pneumatophore cover is determined by a count of occupied grid squares with values recorded as 0 to 25.

With regard to post wet weather sampling of intertidal habitats the overall trigger for addition sampling is clarified as follows:

- Following any days or continuous days where there is more than 20mm rainfall recorded, a representative number of intertidal site riparian slopes are inspected against the previous site mosaic and height profile data for evidence of erosion or deposition.

- If there is erosion/deposition noted this will trigger a full check of all sites for erosion/deposition which will be documented/described as field notes for the next scheduled transect height and mosaic study.
- Assessment for possible erosion/deposition will also be facilitated by up and down slope transect photography undertaken for each bimonthly intertidal sampling event. Note that this refinement was made in March 2023 so that there are missing photographs for some transects in the first and second bi-monthly terms.

### 2.2.2 Estuary Intertidal Height Profiles

The first term intertidal height profile diagrams are provided in **Appendix C-2**. The present profiles are shown as heights relative to the start peg heights as the peg AHD heights are yet to be determined. This will be done during the second term monitoring. Further analysis will include providing key plant and assemblage zonation limits for each of the profiles.

### 2.2.3 Estuary Intertidal Landscape (Mosaic) Diagrams & Site Photographs

The first term (Dec 22 to May 23) mosaic (landscape) diagrams are provided in **Appendix C-3** with accompanying drone photographs of the plots. **Appendix C-3** also provides the available up and down slope transect photographs for the first two bi-monthly terms. The tables below each plot provide the plant/abiotic descriptions utilised for distinguishing between mosaic-plot assemblages. Note that whilst there is some *zonation consistency* from upslope to down slope for the mosaic plots, there is presently *no assemblage consistency* for colour schemes between plots as for each of the mosaic plots colours have been allocated to provide definitive contrasts.

Further analysis will be undertaken when monitoring results for the second 6-month term have been obtained and plotted when changes in assemblage cover over time can be calculated.

**Appendix C4** provides before and after transect riparian edge photographs for the SEB Ridge and In-line sites that were utilised as a check of potential riparian edge erosion following the combined high rainfall events in February/March 2023. These photographs combined with the wider check visits to other sites confirmed that there were no observable erosion or sedimentation events to trigger additional transect height surveys - as per the approved methodology.

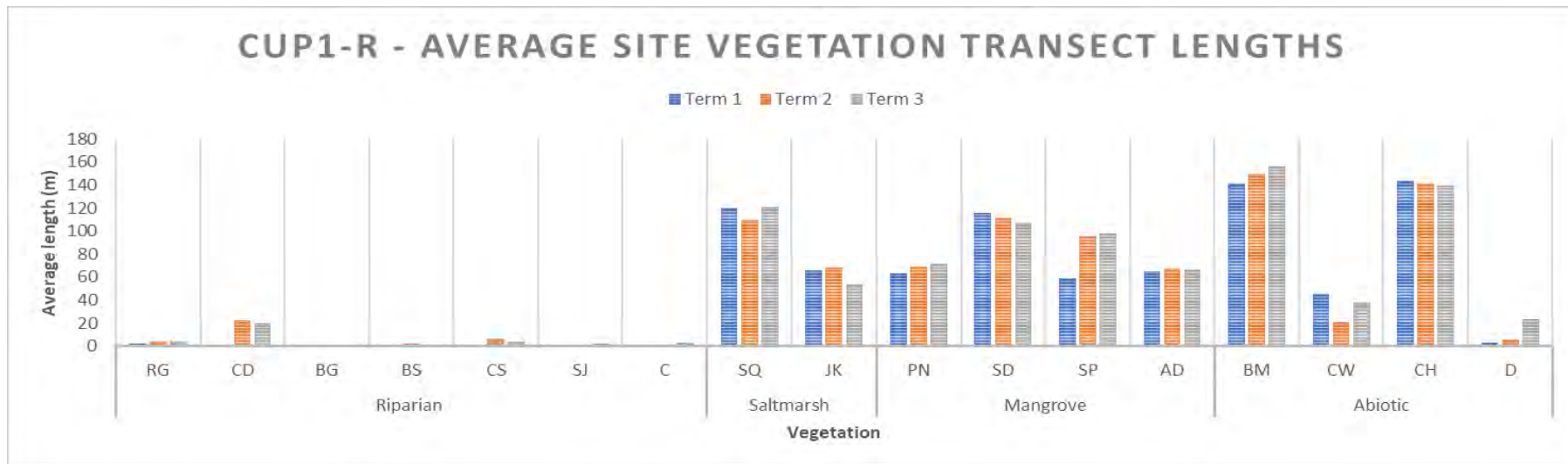
#### **2.2.4 Bimonthly Intertidal Habitat Vegetation & Abiotic Variation Dec 22 to May 23**

On the basis that there have been no observed weather-related variations for each of the intertidal sub-sites over the first three bi-monthly monitoring terms, it is postulated that there should either be little or minor variation in overall intertidal transect species cover or density over this period, there could be some consistent season-related variation for particular species over time or there may be consistent variation associated with wrack accumulation.

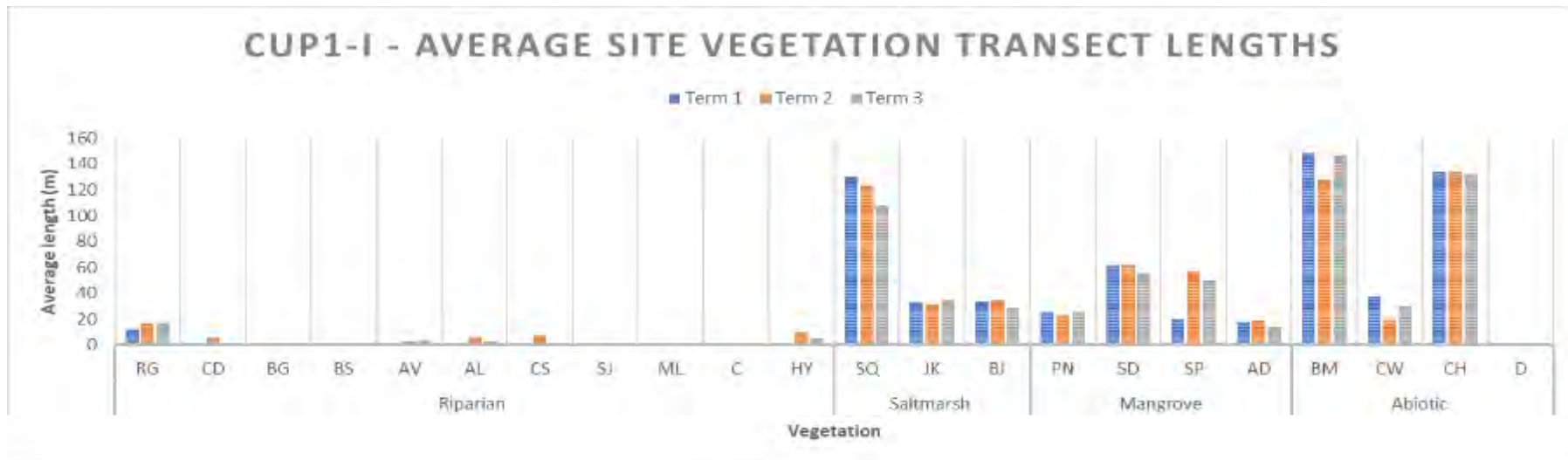
In order to test this preliminary assumption, initial assessment of the intertidal transect bimonthly point intercept data has included summing of transect lengths occupied by keystone plant and abiotic factors along each of the replicate transect lines and summing plus averaging replicate quadrat density results. These data were then averaged across the replicates, and the results are shown in the following bar graph plots (**Figure 5 to 24** for sub-site vegetation mean zone length data results and **Figures 25 to 44** for sub-site mean zone vegetation density data results). Note that individual sub-site graphs show replicate averages and do not include error bars at this stage.

For this preliminary analysis it is noted that for the most part there is minor variation for most saltmarsh plant species and abiotic factors analysed that at least indicates sampling consistency over time. More detailed pattern analysis will be required to determine how or whether the variation in intertidal plant cover relates to seasonal and/or wrack smothering factors.

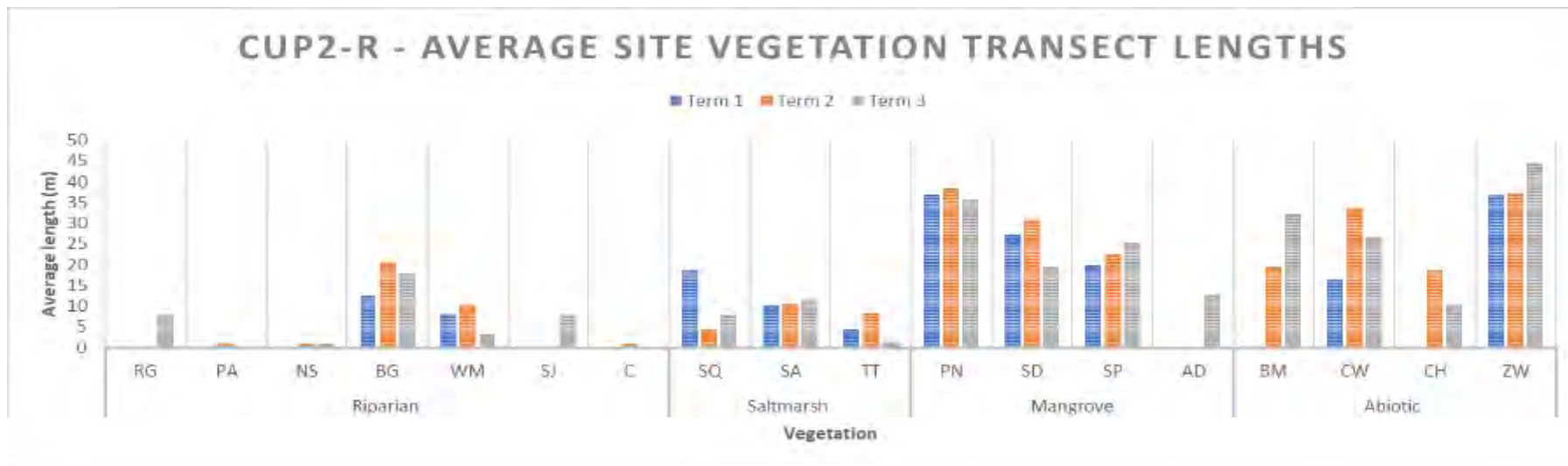
Further, once the riparian species taxonomy has been confirmed, the riparian plant data will be able to be analysed for weed species presence and cover over time.



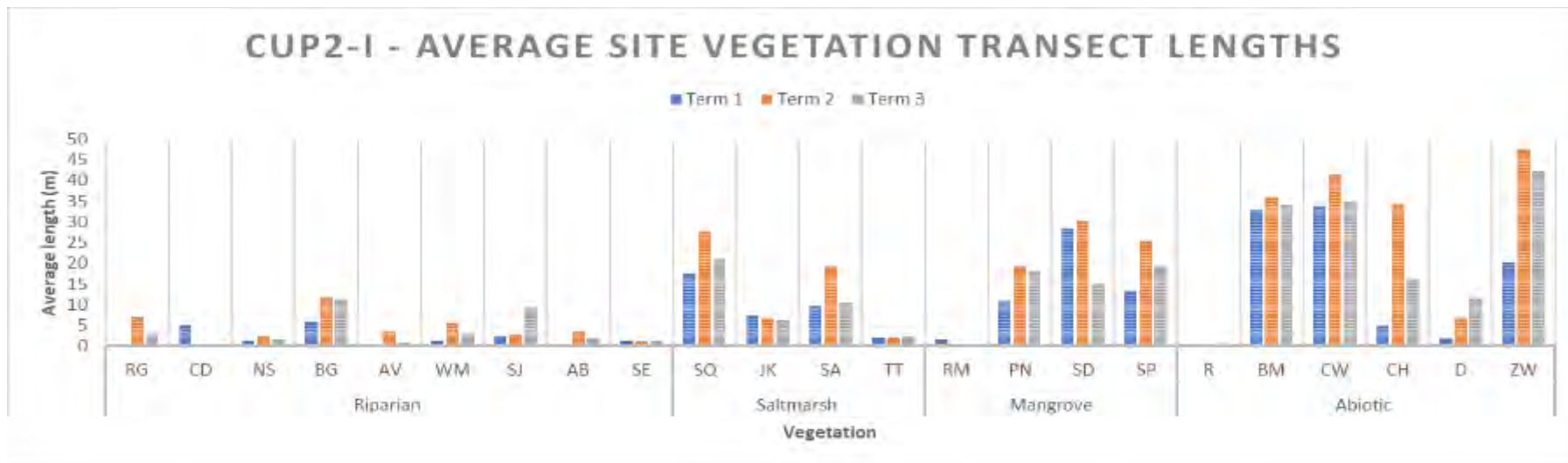
**Figure 5** Mean vegetation zone length at CUP1-R



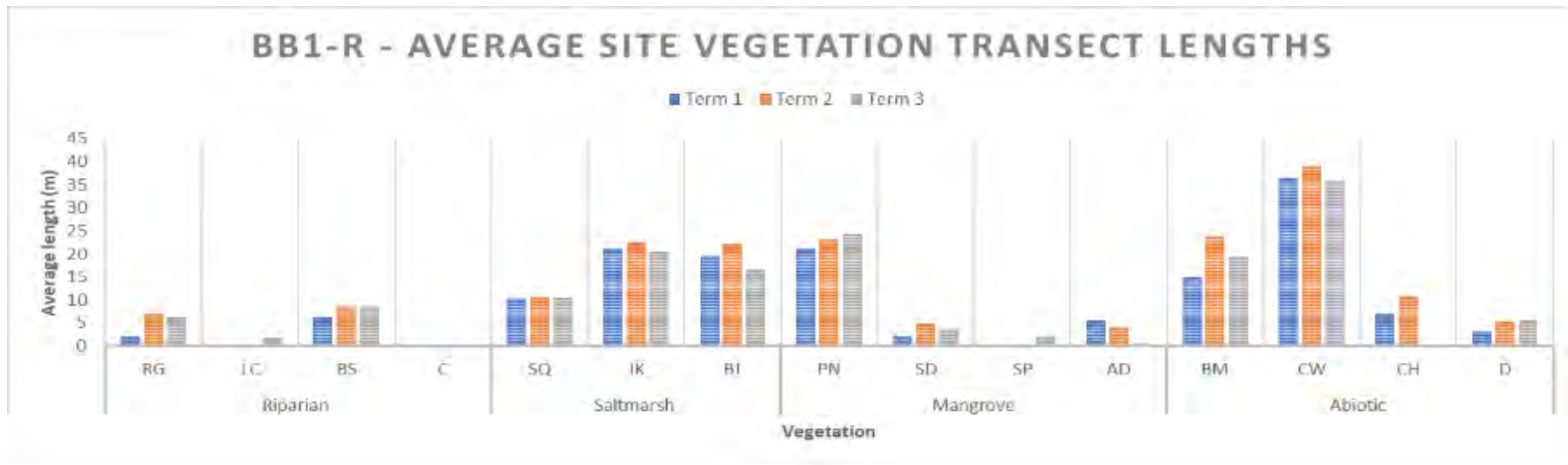
**Figure 6** Mean vegetation zone length at Cup1-I



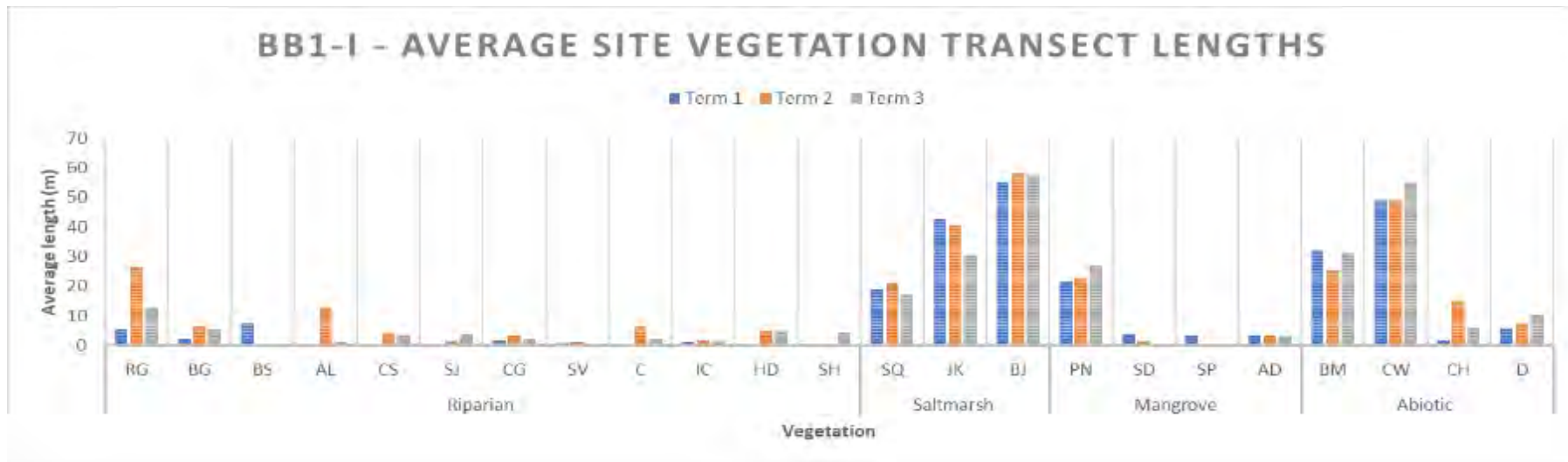
**Figure 7** Mean vegetation zone length at CUP2-R



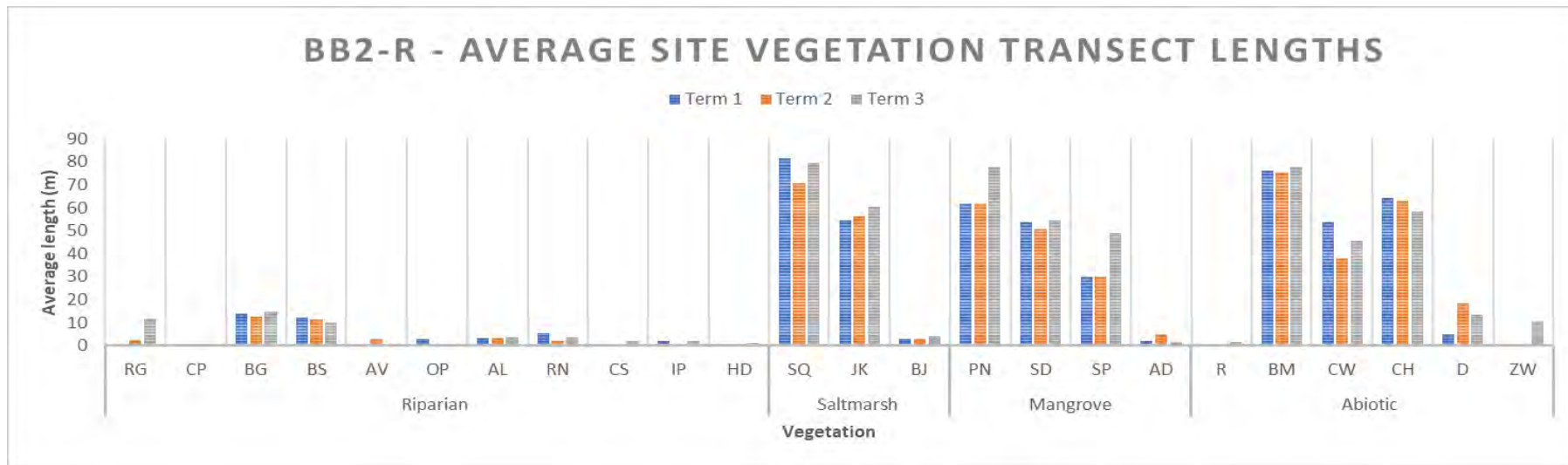
**Figure 8** Mean vegetation zone length at CUP2-I



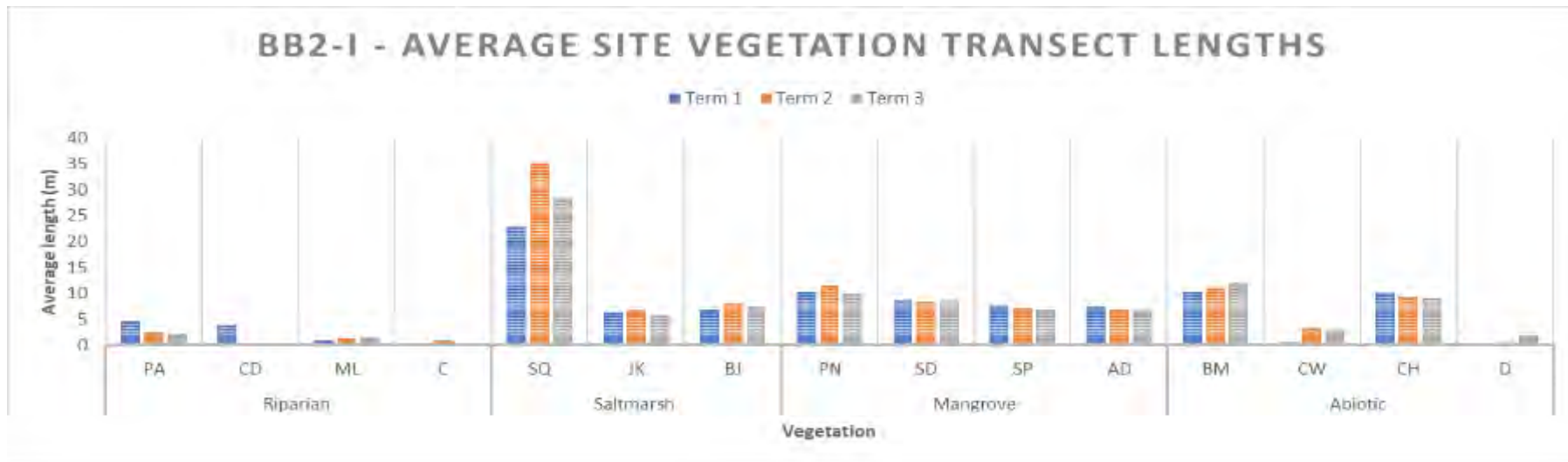
**Figure 9** Mean vegetation zone length at BB1-R



**Figure 10** Mean vegetation zone length at BB1-I

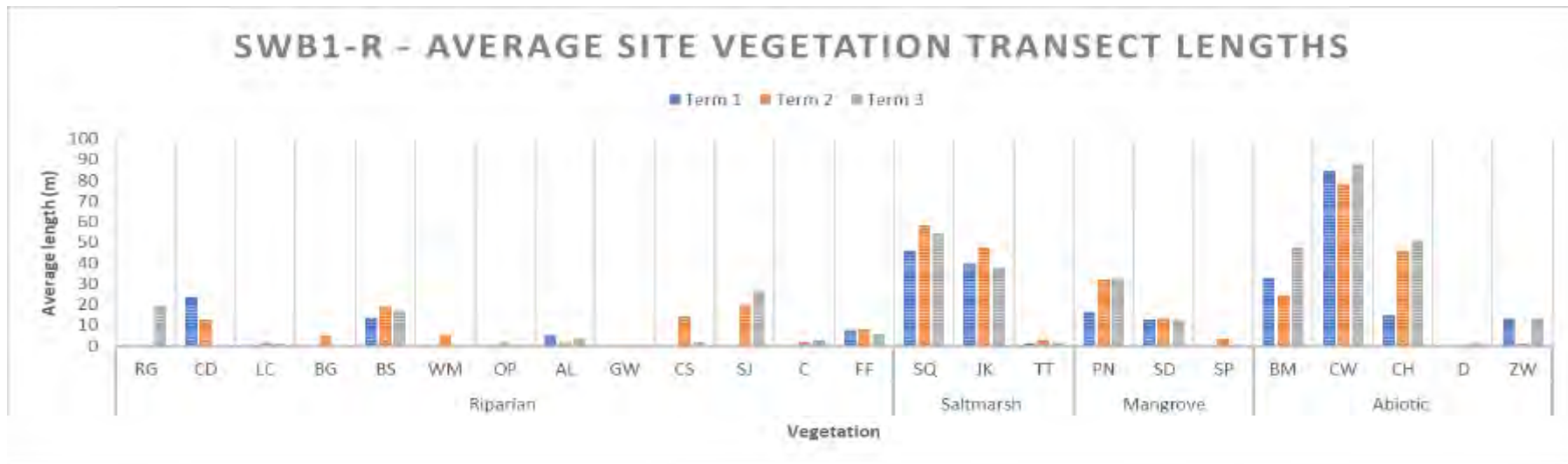


**Figure 11** Mean vegetation zone length at BB2-R

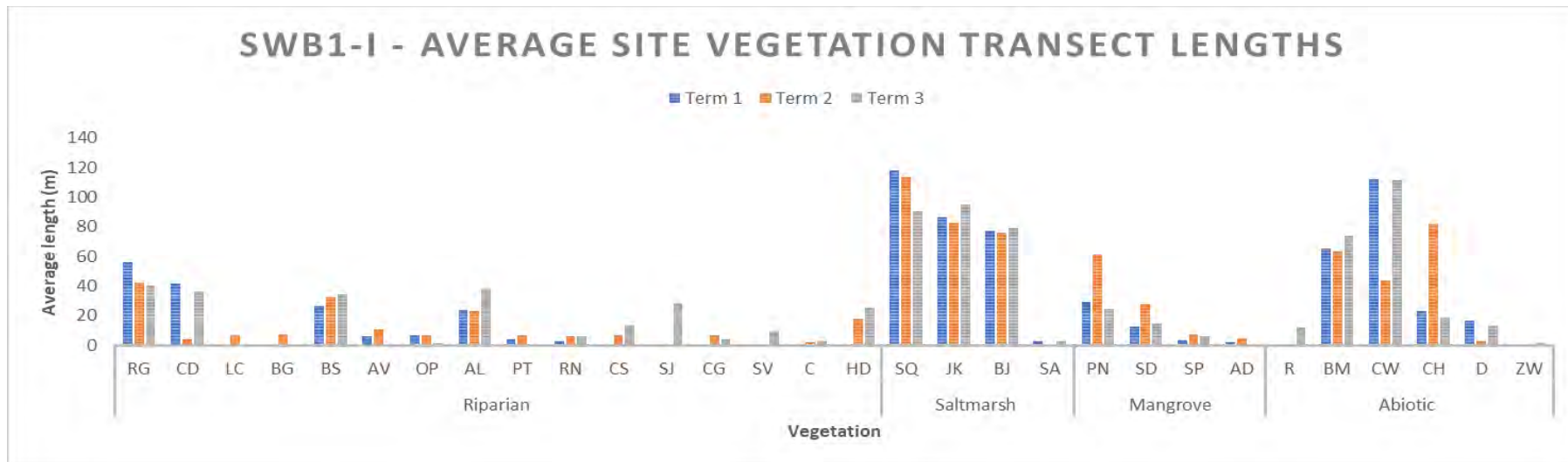


**Figure 12** Mean vegetation zone length at BB2-I

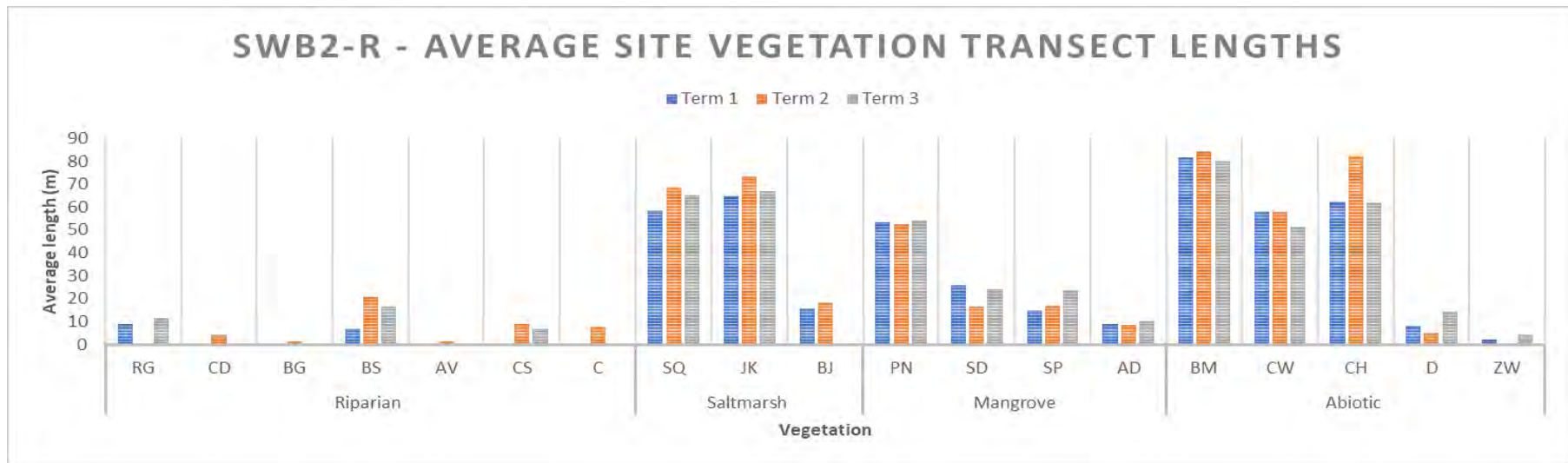




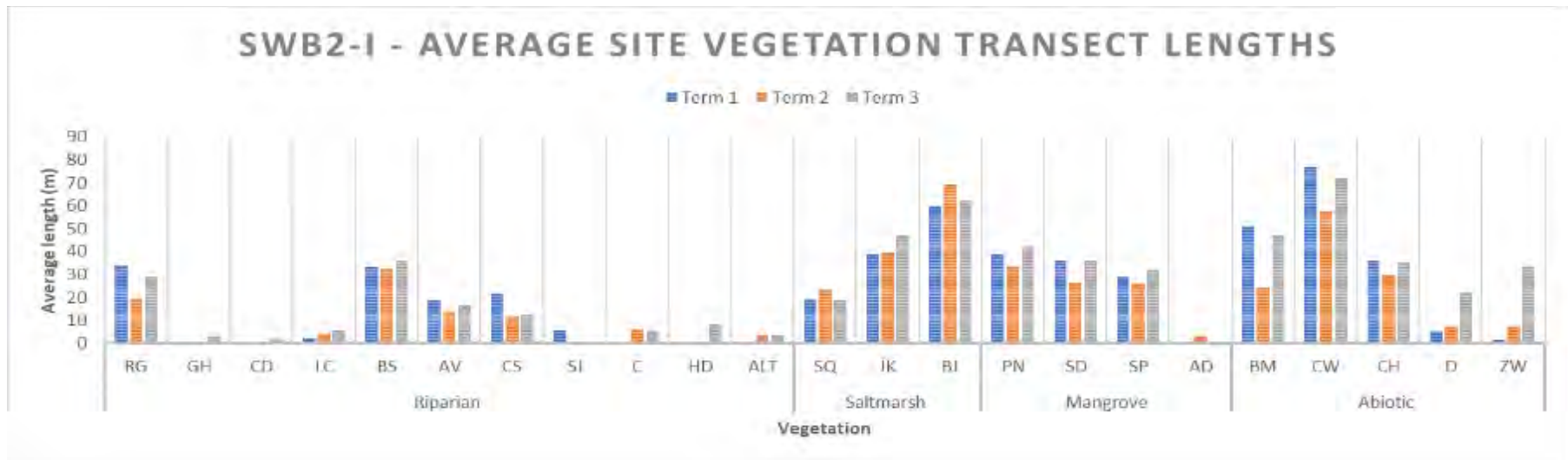
**Figure 13** Mean vegetation zone length at SWB1-R



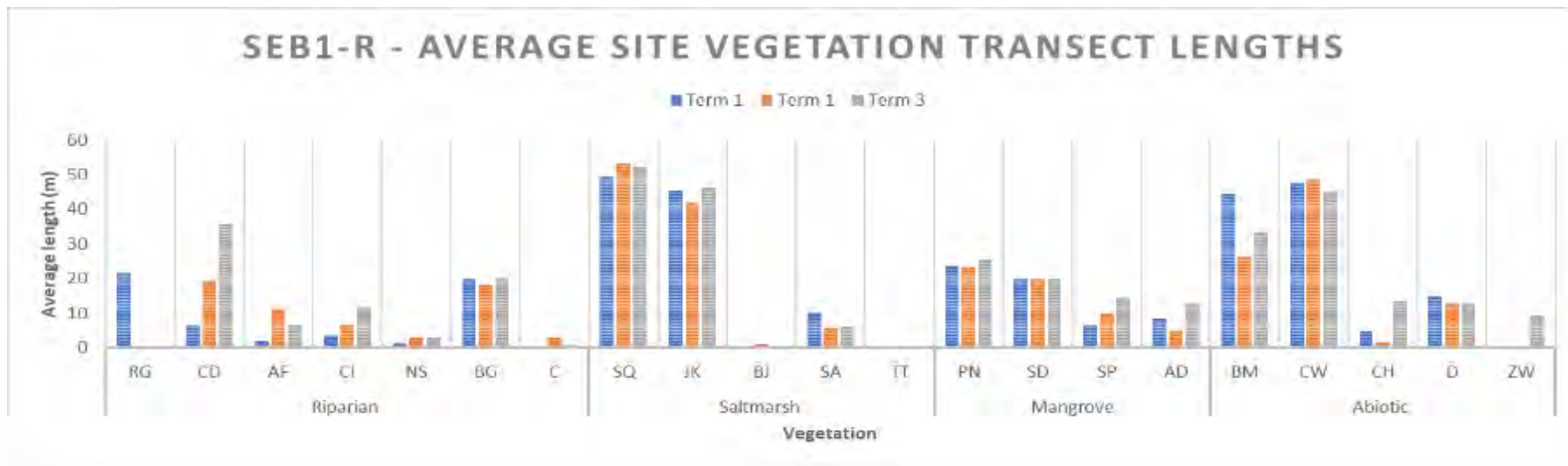
**Figure 14** Mean vegetation zone length at SWB1-I



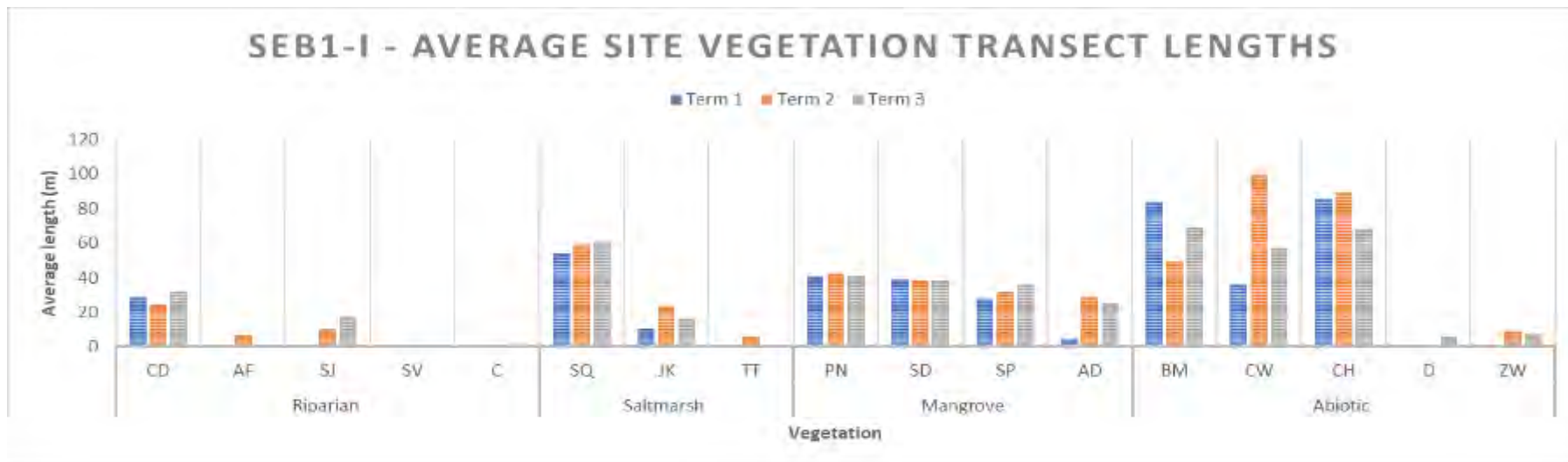
**Figure 15** Mean vegetation zone length at SWB2-R



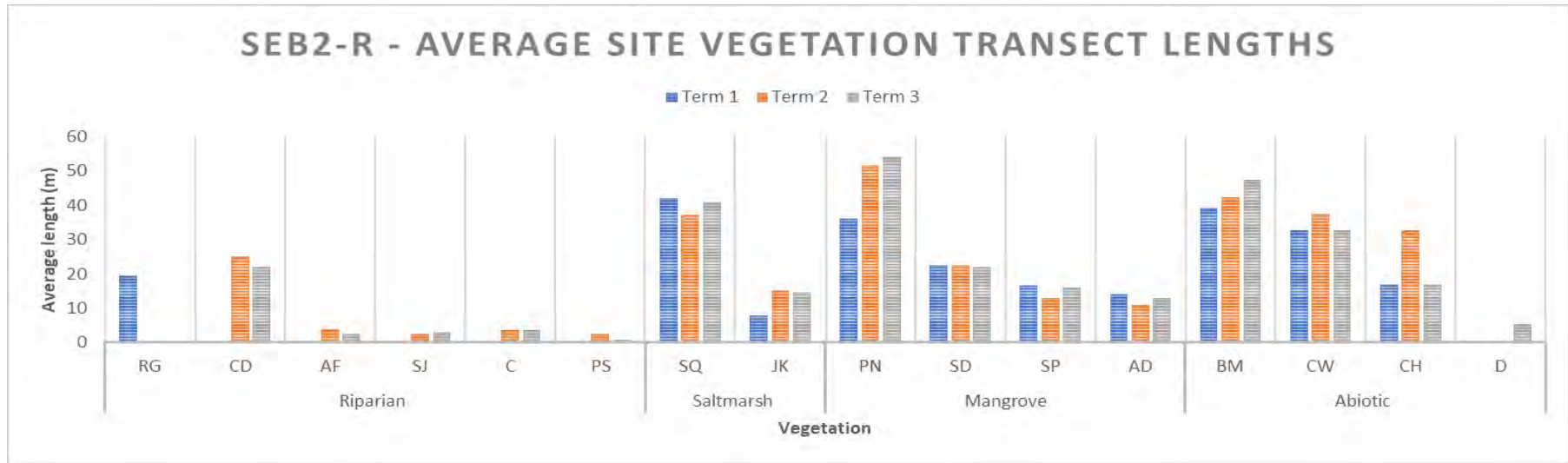
**Figure 16** Mean vegetation zone length at SWB2-I



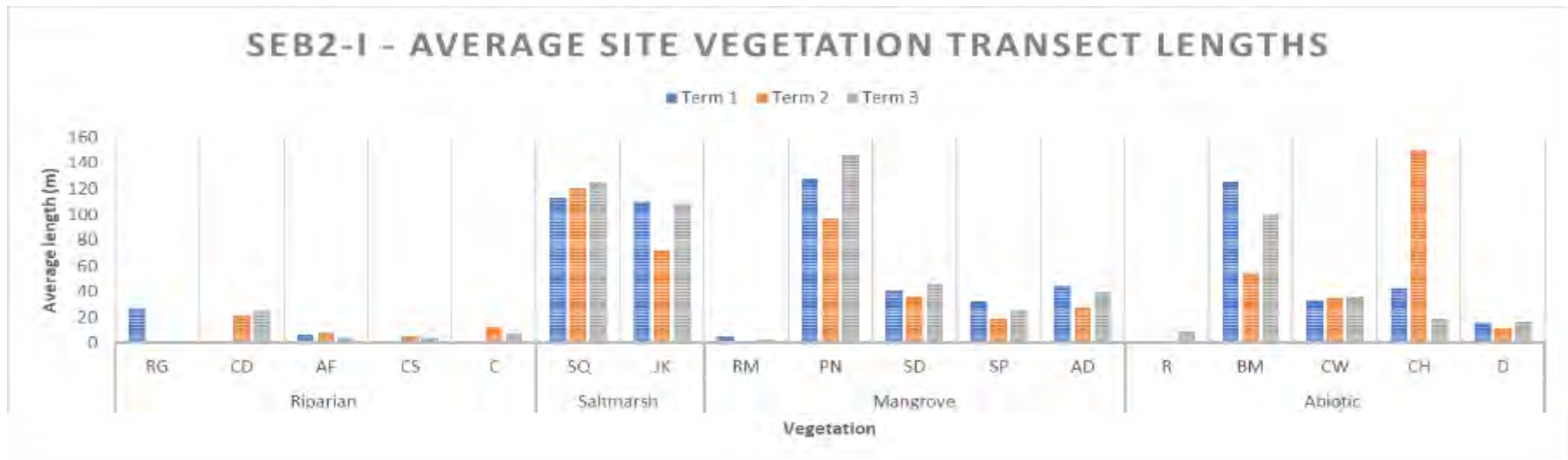
**Figure 17** Mean vegetation zone length at SEB1-R



**Figure 18** Mean vegetation zone length at SEB1-I

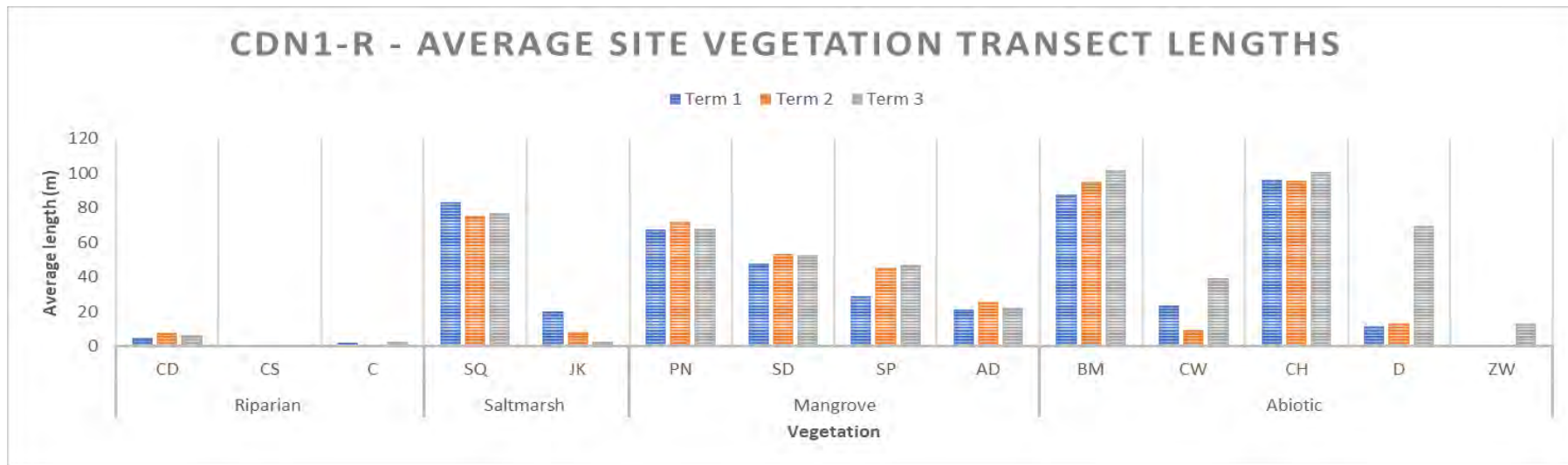


**Figure 19** Mean vegetation zone length at SEB2-R

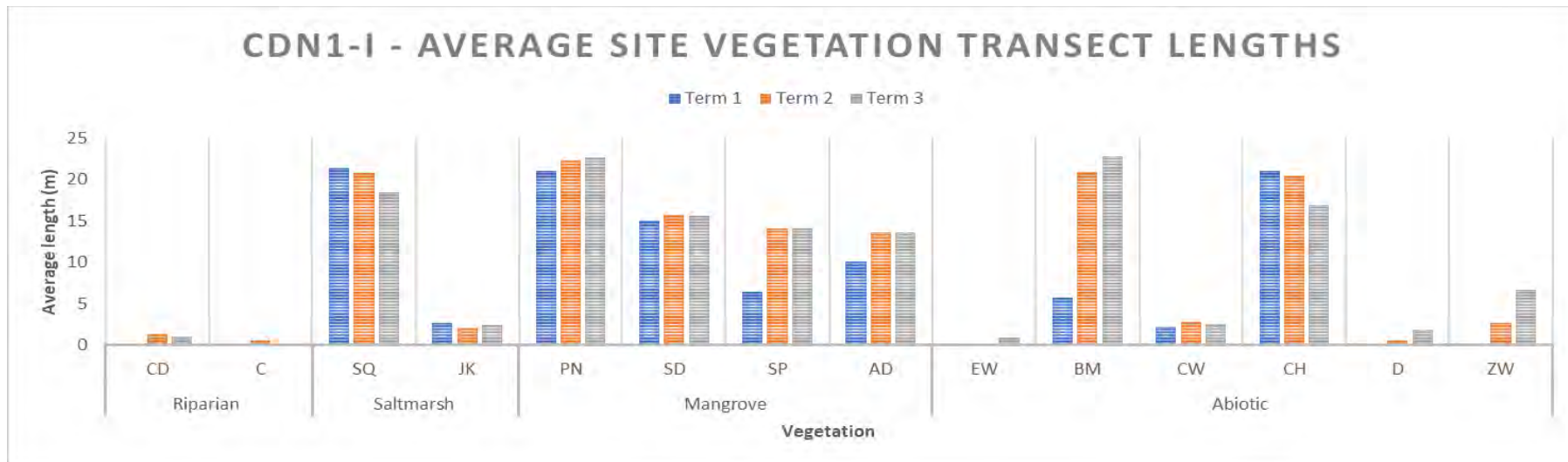


**Figure 20** Mean vegetation zone length at SEB2-I

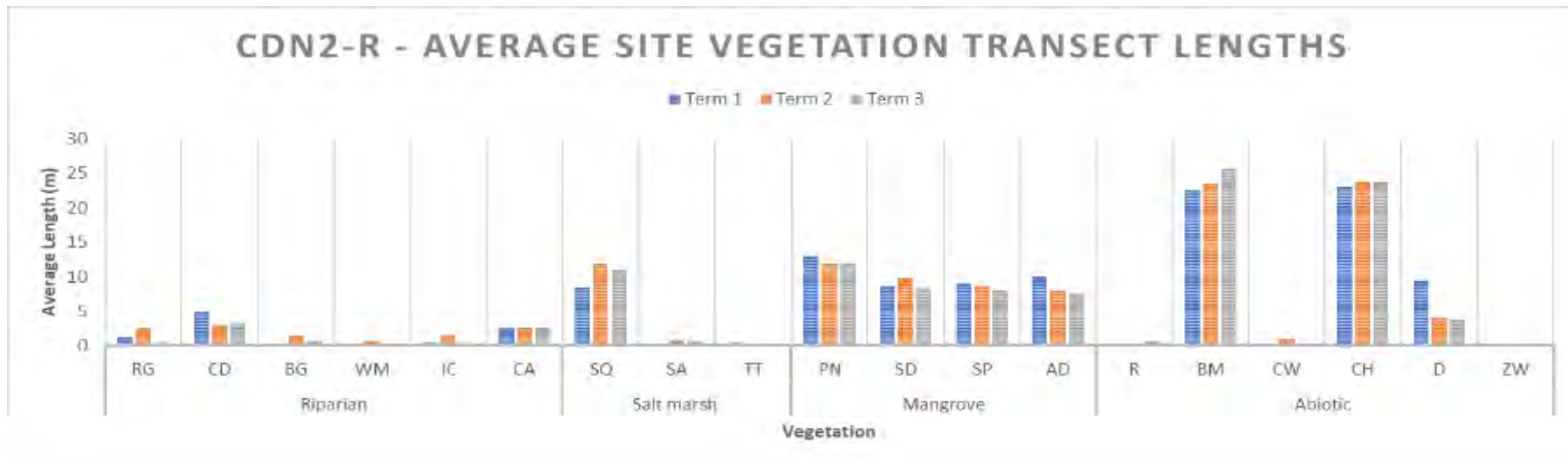




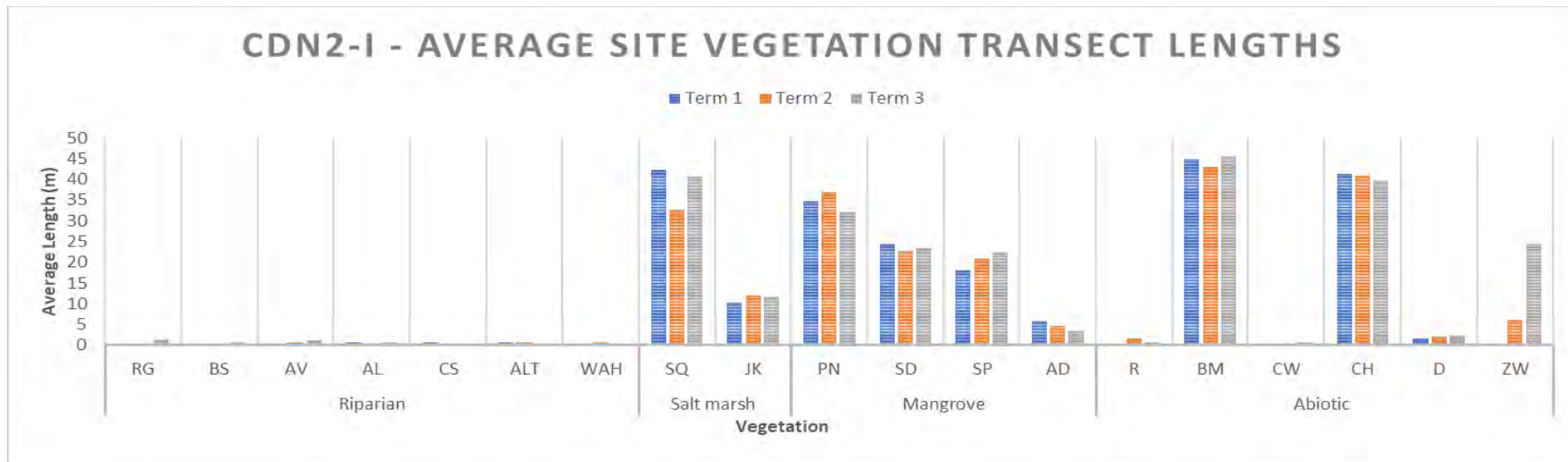
**Figure 21** Mean vegetation zone length at CDN1-R



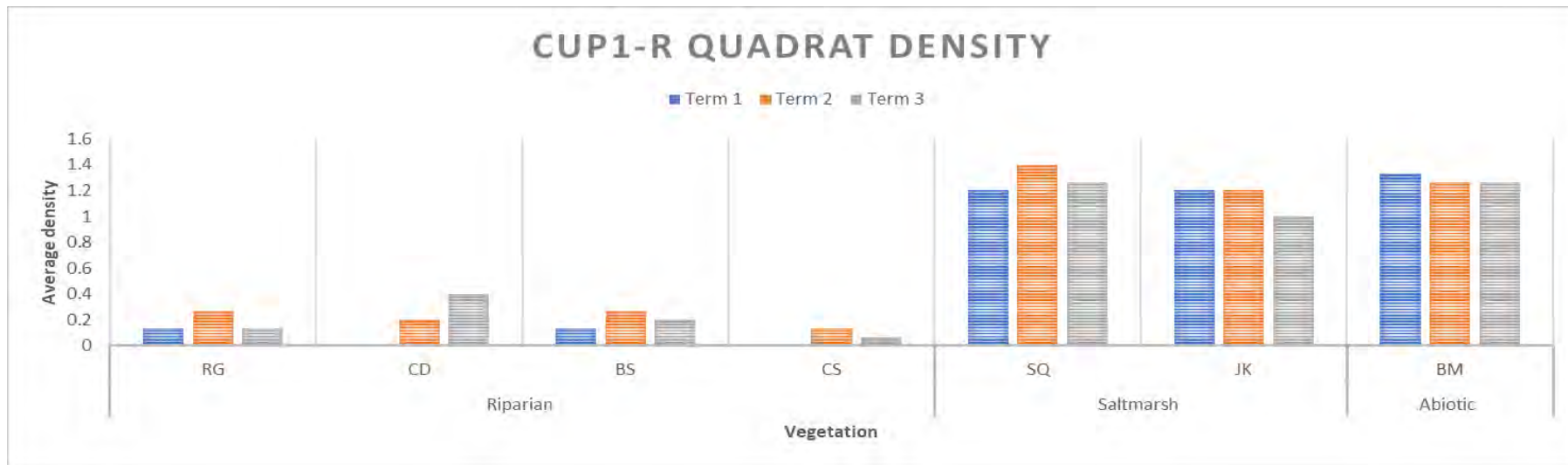
**Figure 22** Mean vegetation zone length at CDN1-I



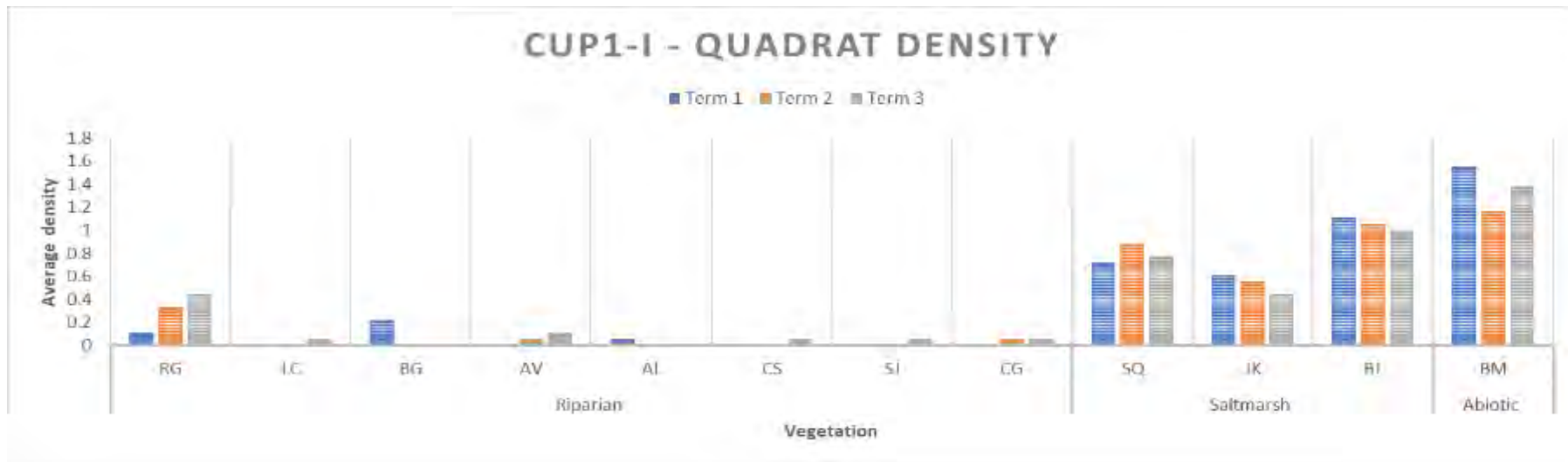
**Figure 23** Mean vegetation zone length at CDN2-R



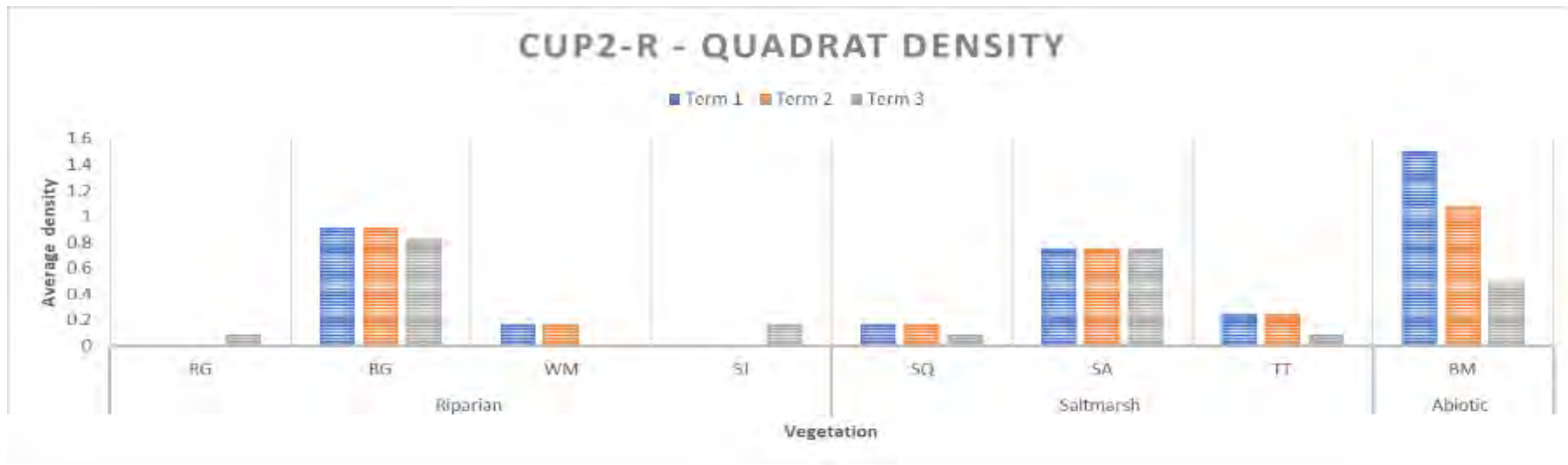
**Figure 24** Mean vegetation zone length at CDN2-I



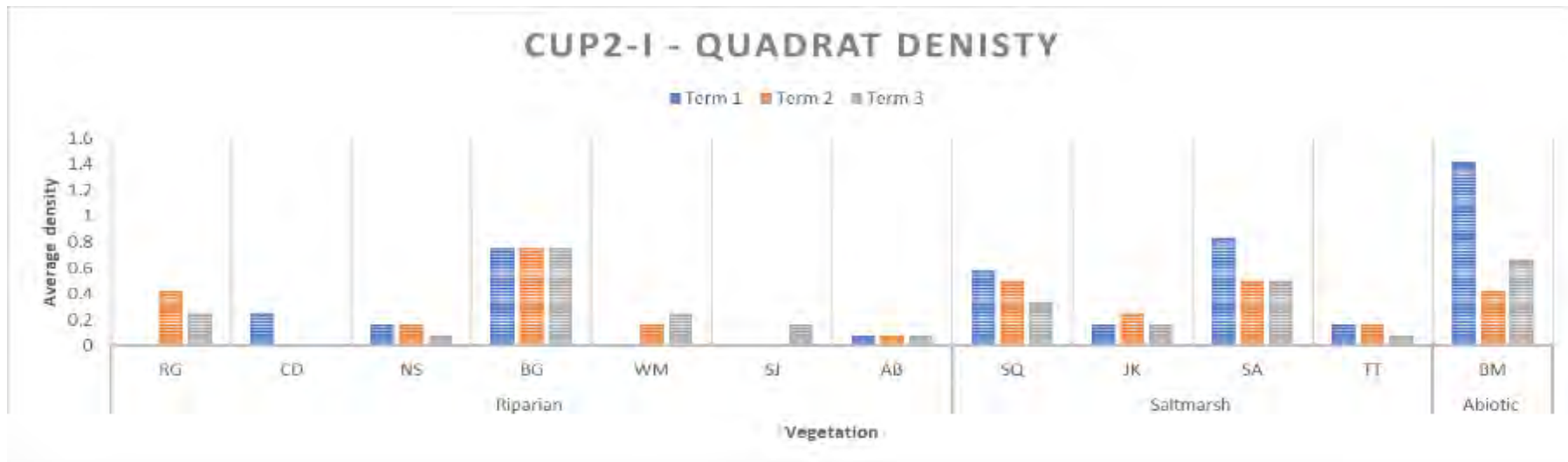
**Figure 25** Mean vegetation zone density at CUP1-R



**Figure 26** Mean vegetation zone density at CUP1-I

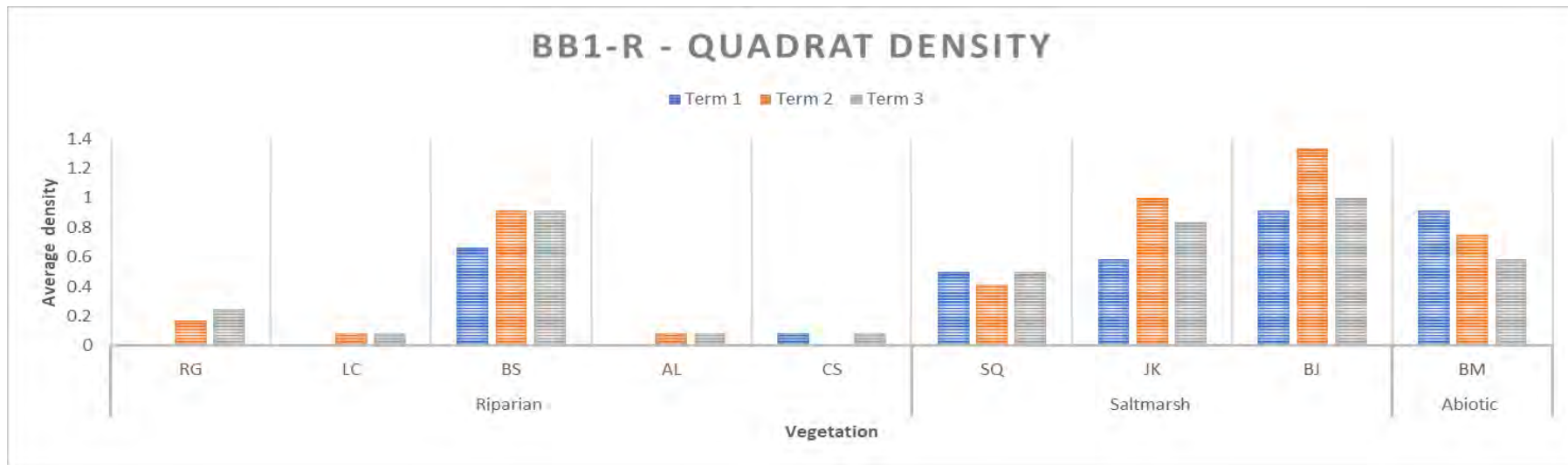


**Figure 27** Mean vegetation zone density at CUP2-R

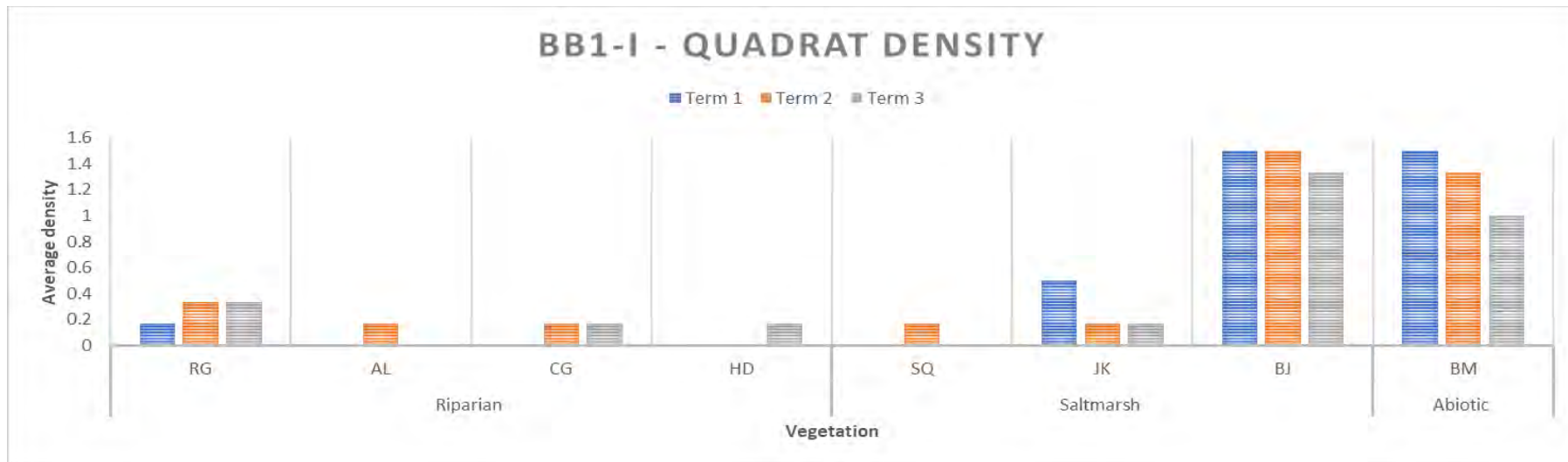


**Figure 28** Mean vegetation zone density at CUP2-I

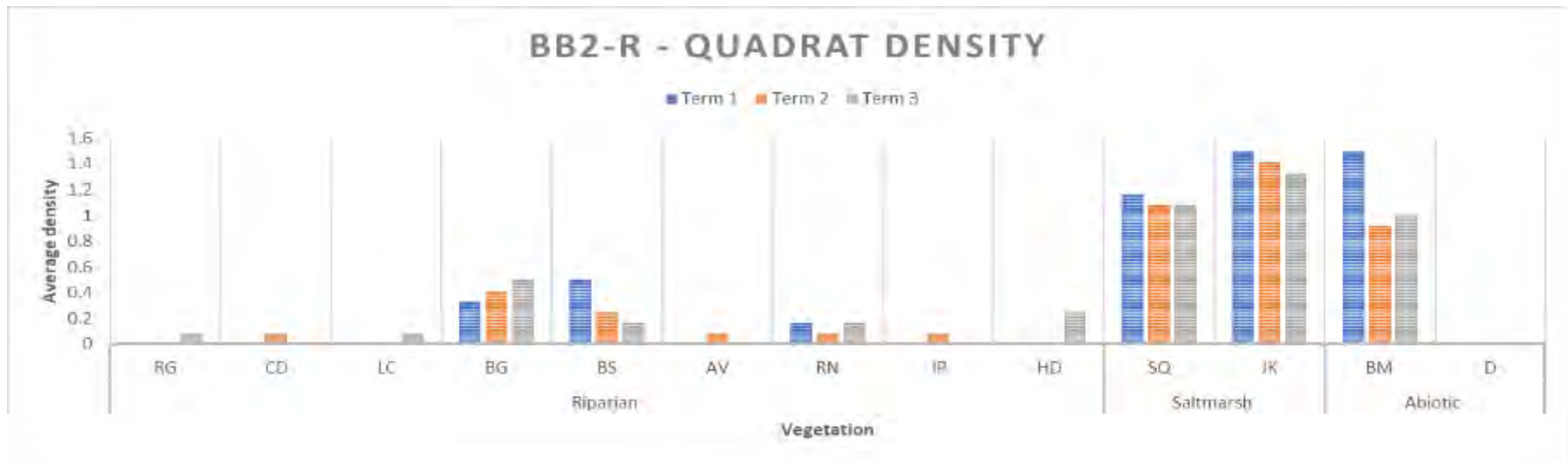




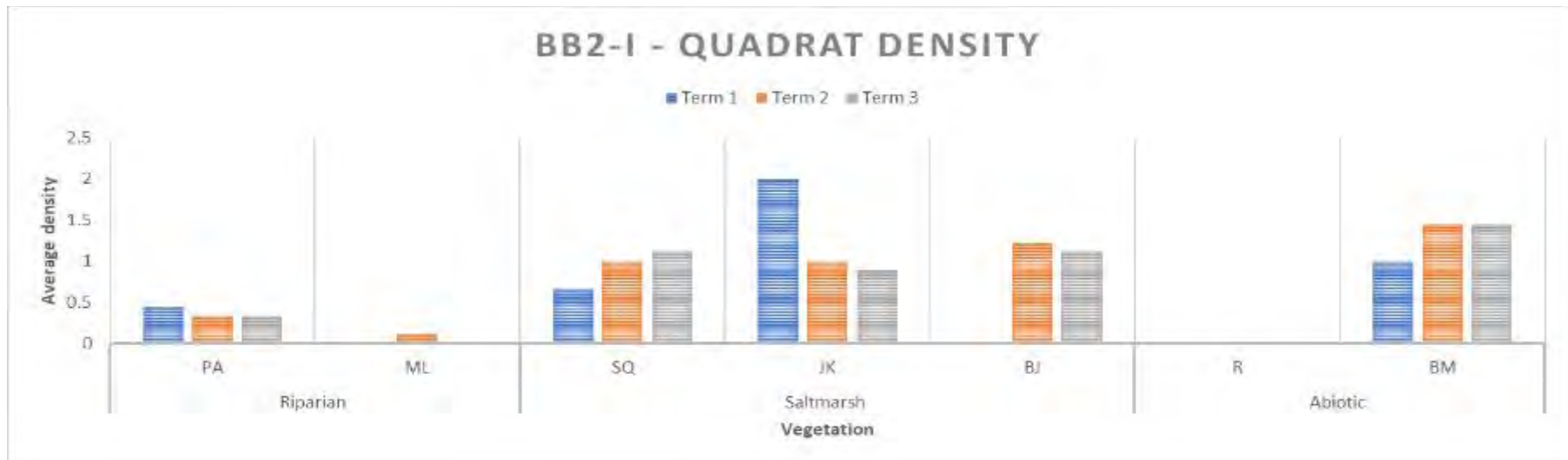
**Figure 29** Mean vegetation zone density at BB1-R



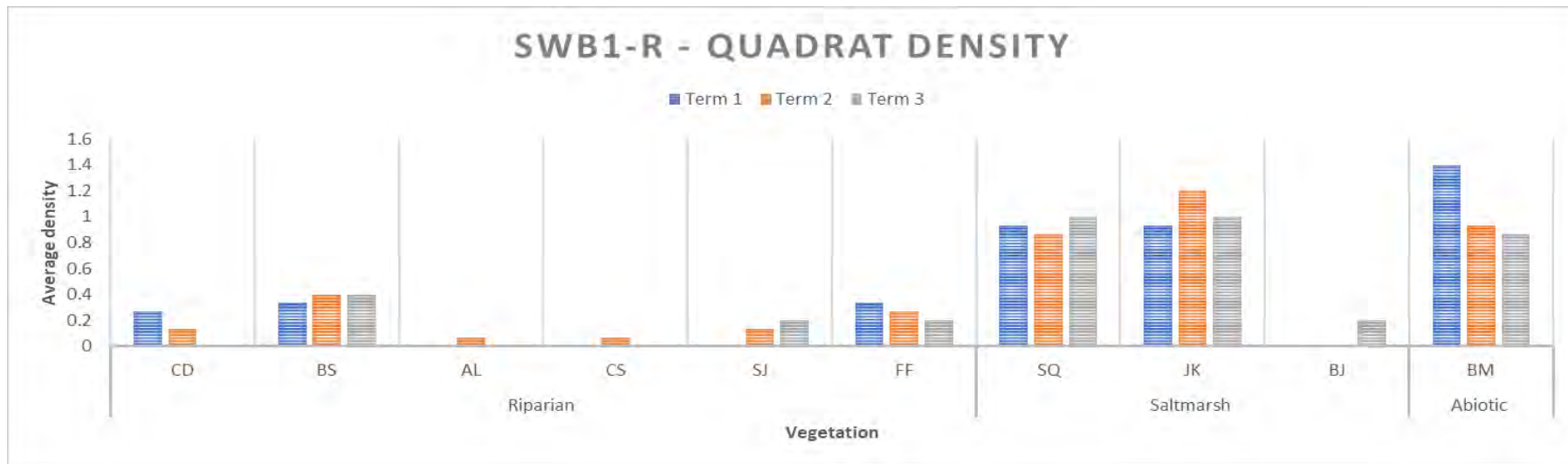
**Figure 30** Mean vegetation zone density at BB1-I



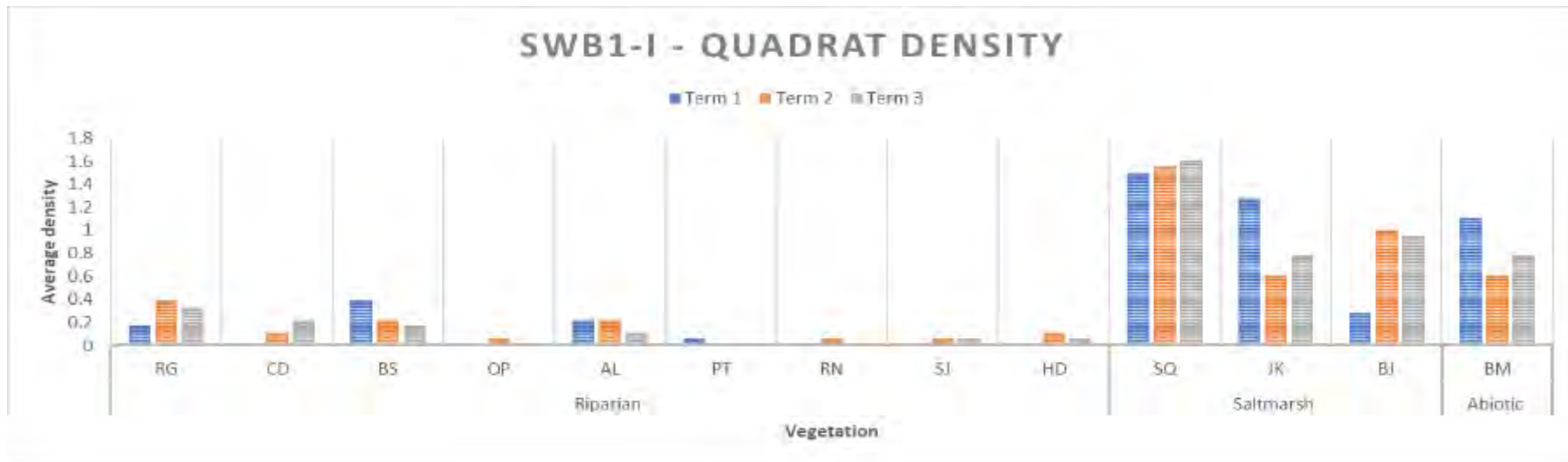
**Figure 31** Mean vegetation zone density at BB2-R



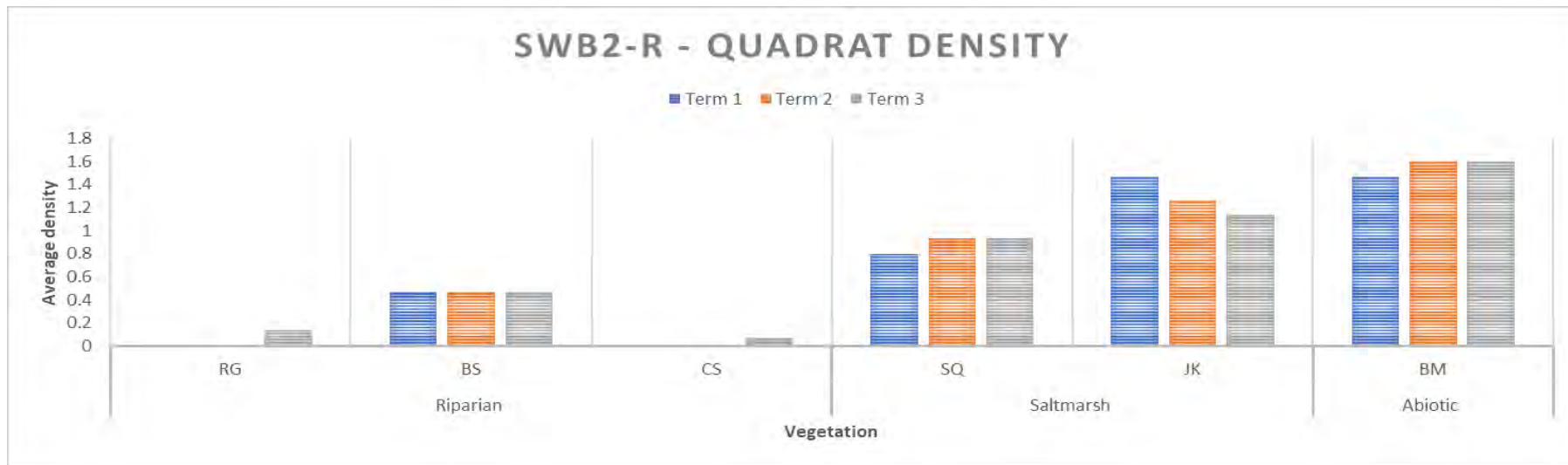
**Figure 32** Mean vegetation zone density at BB2-I



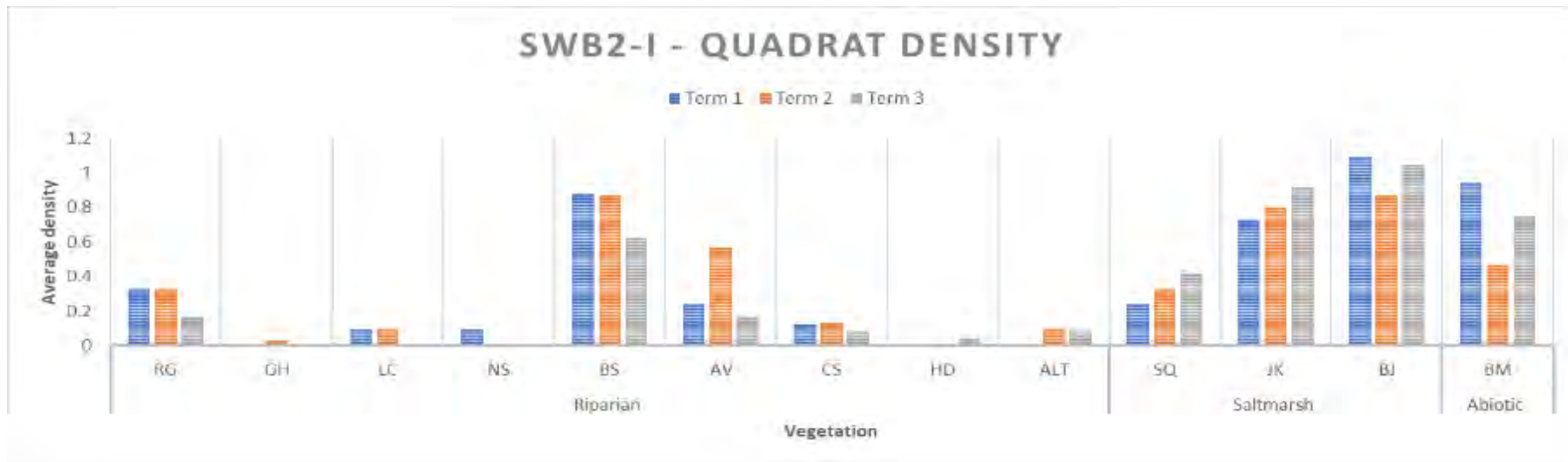
**Figure 33** Mean vegetation zone density at SWB1-R



**Figure 34** Mean vegetation zone density at SWB1-I



**Figure 35** Mean vegetation zone density at SWB2-R



**Figure 36** Mean vegetation zone density at SWB2-I

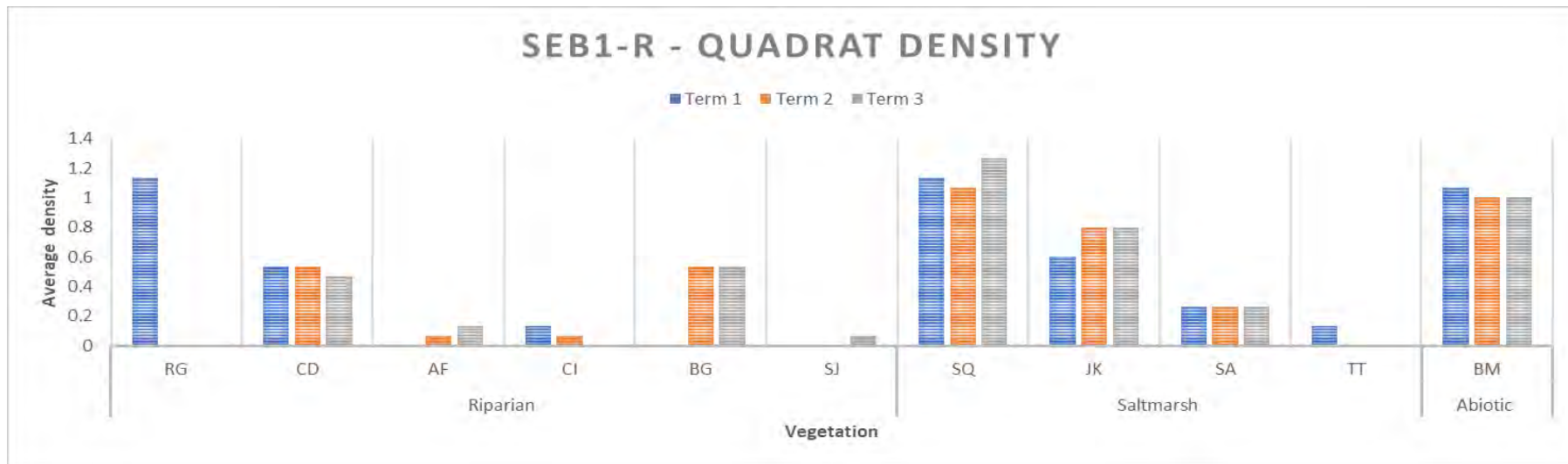


Figure 37 Mean vegetation zone density at SEB1-R

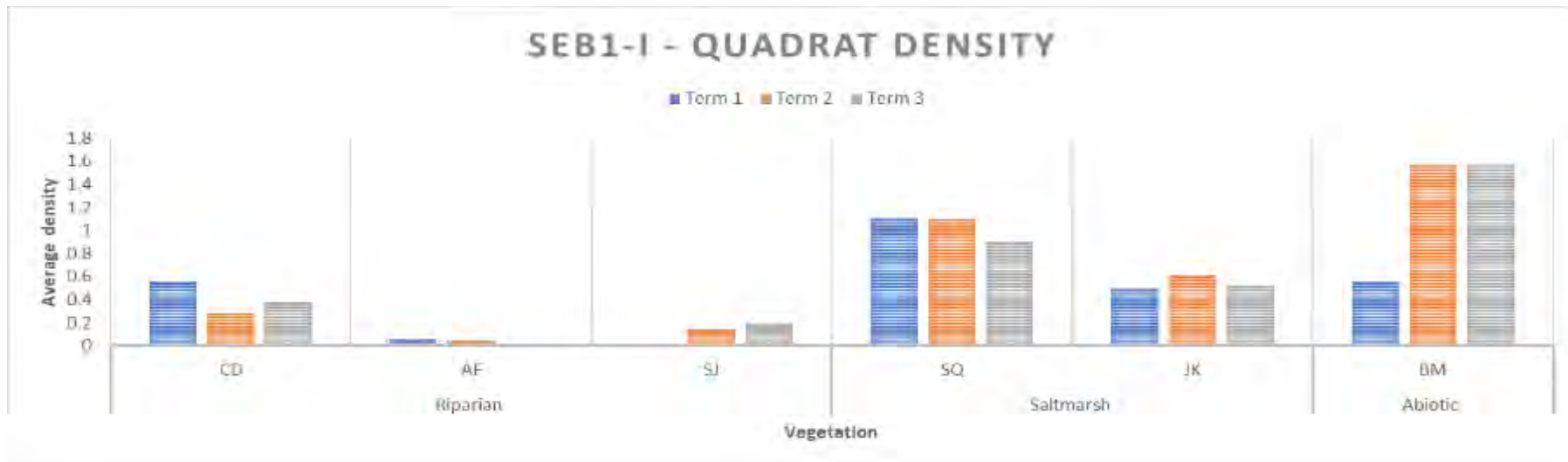
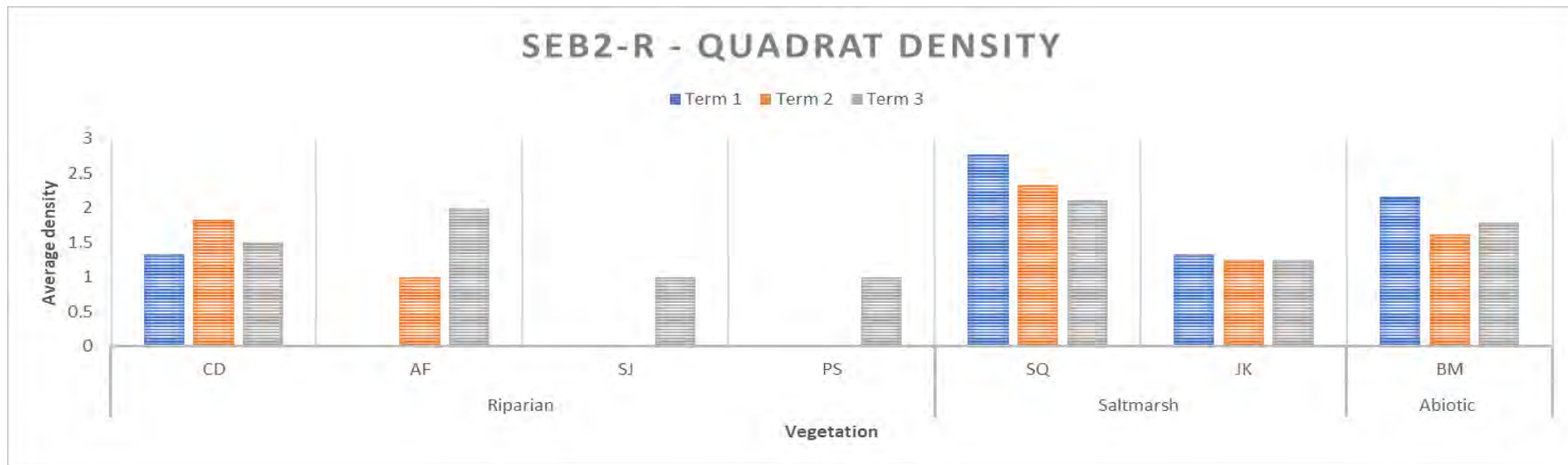
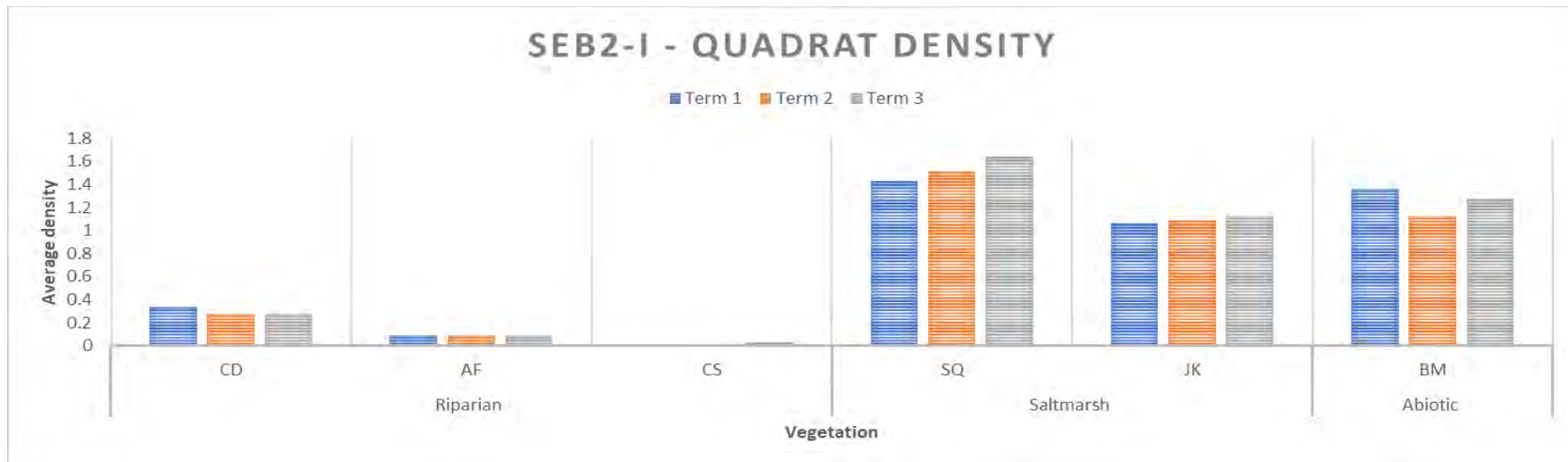


Figure 38 Mean vegetation zone density at SEB1-I





**Figure 39** Mean vegetation zone density at SEB2-R



**Figure 40** Mean vegetation zone density at SEB2-I

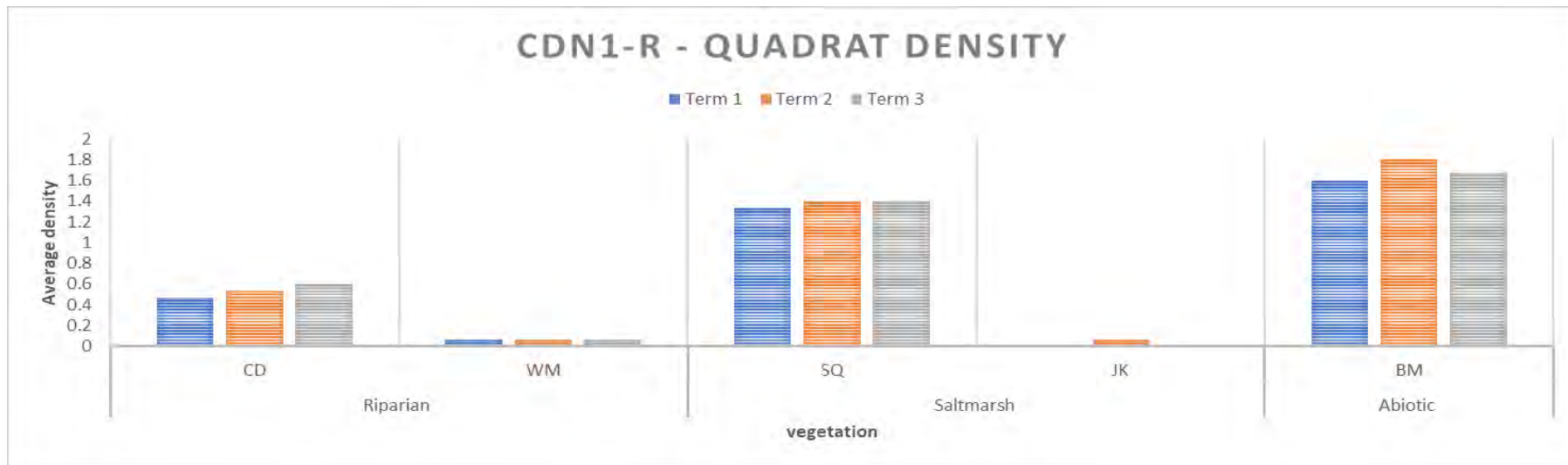


Figure 41 Mean vegetation zone density at CDN1-R

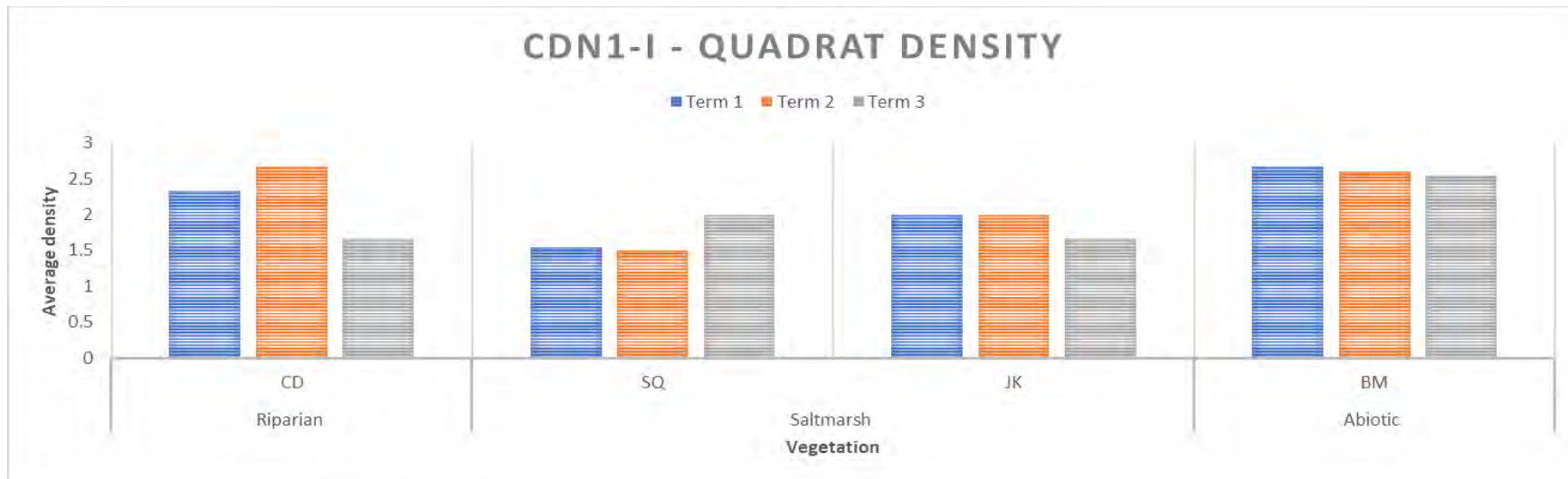
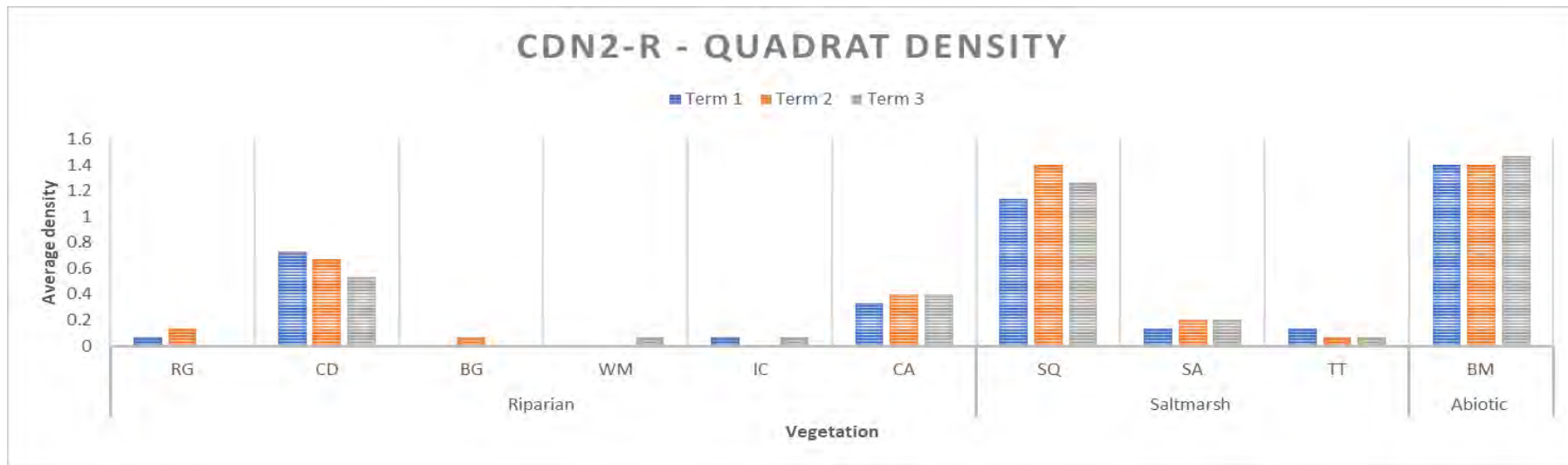
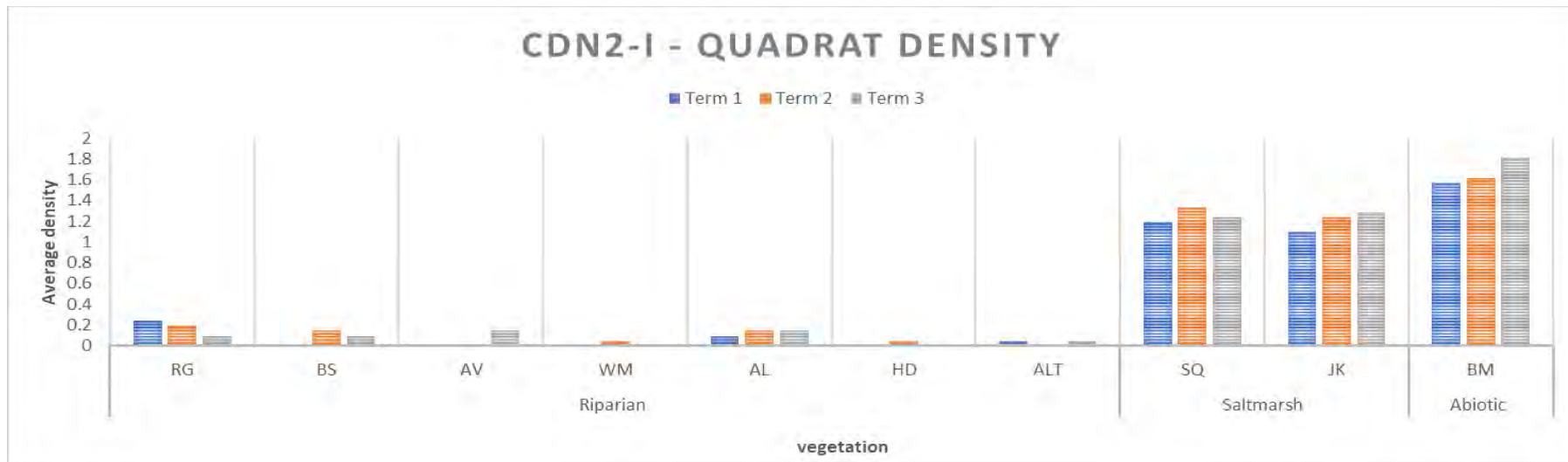


Figure 42 Mean vegetation zone density at CDN1-I



**Figure 43** Mean vegetation zone density at CDN2-R



**Figure 44** Mean vegetation zone density at CDN2-I



## 2.3 Estuarine Seagrass Monitoring

Section 2.1 of the Aquatic Ecology Methodology Report provides an overall description of the seagrass habitat monitoring program and **Figure 2** for that report indicated the overall Site Locations as they related to the then proposed oyster monitoring sites. As the oyster monitoring sites were subsequently adjusted in consultation with Crookhaven Oyster farmers, there were some minor adjustments to the seagrass monitoring sites and **Figure 45** below shows the final adopted seagrass monitoring site locations plus the final agreed oyster monitoring sites.

### 2.3.1 Monitoring Methodology Assessment

Whilst there are no changes to the Approved Seagrass monitoring program arising from its implementation over the first three bi-monthly monitoring terms the practical implementation of the program has included the following additional set up and analysis details which are provided here to supplement the Approved methods:

- Seagrass blades are replicated by using polypropylene ribbon, which is 5mm wide, <1mm thick and is cut to 30cm lengths. Four of these 30cm “seagrass blades” are then bundled together and cable tied to a piece of dowel, mimicking a single *Zostera* shoot.
- To calculate the epiphytic sediment and algae weights all 16 artificial seagrass leaves from each replicate are scraped clean using a razor blade with the total wet epibiota and sediment washed into a pre-weighed dry foil dish.
- The wet weight of each foil dish was recorded, and foil dishes were then placed in a laboratory oven at 70°C for 24 hours.
- Once oven dried the dishes are weighed again.
- The oven dried samples in the foil dishes are then placed into a scientific muffle furnace at 500°C for 2 hours, burning off all organic matter. The final ash weight of samples is then measured.
- The algae to inorganic epiphyte biomass proportions are calculated as follows:
  - Total organic weight (algae) = Dry weight – Ash weight.
  - Total Sediment weight = Ash weight.
  - These sediment and organic weights were then expressed as gm/cm<sup>2</sup> seagrass surface.

### 2.3.2 Subtidal Seagrass ASU Monitoring Results

**Table 4** provides the dates for Seagrass ASU deployment and retrieval for the first six month sampling period and the pilot study plus the formal three bi-monthly subtidal seagrass monitoring period data are provided in **Appendix D**.

Seagrass Blade Mean Algae and Sediment results are shown graphically in **Figures 46 & 47**. Note missing data for site SWB1 where the ASUs were removed/stolen.

<b>Table 4 Seagrass ASU Sampling Timetable</b>					
<b>Term 1</b>		<b>Term 2</b>		<b>Term 3</b>	
Dec-Jan		Feb-Mar		Apr-May	
In	Out	In	Out	In	Out
7/12/2022	17/1/2023	6/3/2023	4/4/2023	4/4/2023	23/5/2023
<b>Term 4</b>		<b>Term 5</b>		<b>Term 6</b>	
Jun-Jul		Aug-Sep		Oct-Nov	
In	Out	In	Out	In	Out
23/5/2023	4/7/2023				
<b>Term 7</b>		<b>Term 8</b>		<b>Term 9</b>	
Dec-Jan		Feb-Mar		Apr-May	
In	Out	In	Out	In	Out



**Figure 45** Combined Seagrass Sampling Sites (red) and Oyster Monitoring Sites (blue) as adjusted following consultations with Crookhaven Oyster Farmers. Trial ASUs at SWB1 were stolen/removed twice and this site may have to be re-located.

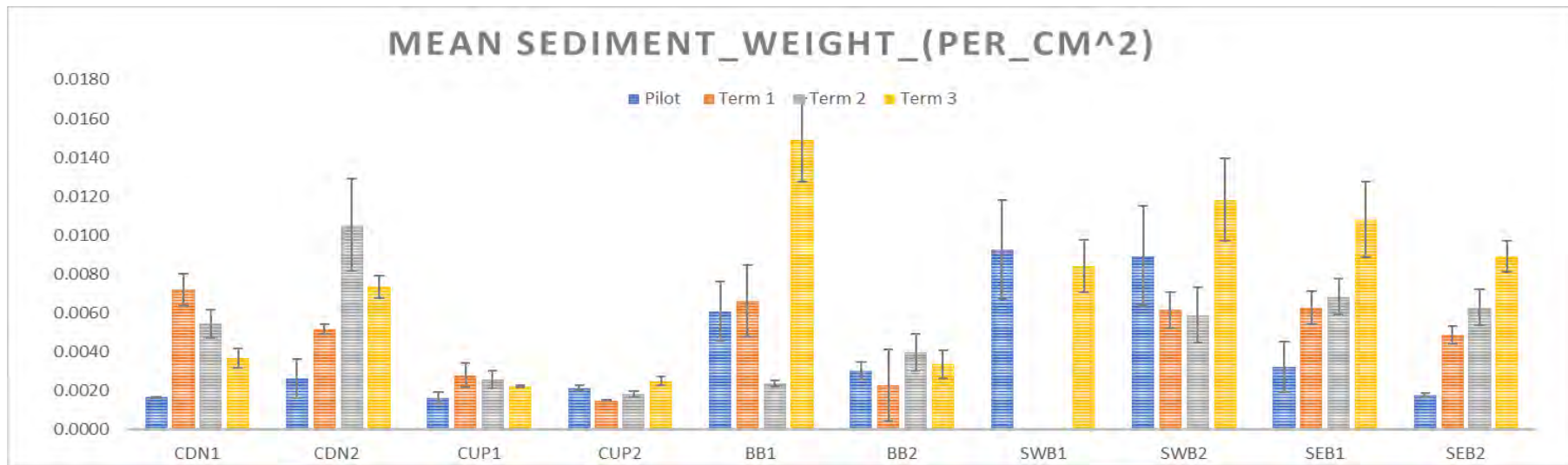


Figure 46 Seagrass Blade Mean Sediment weight

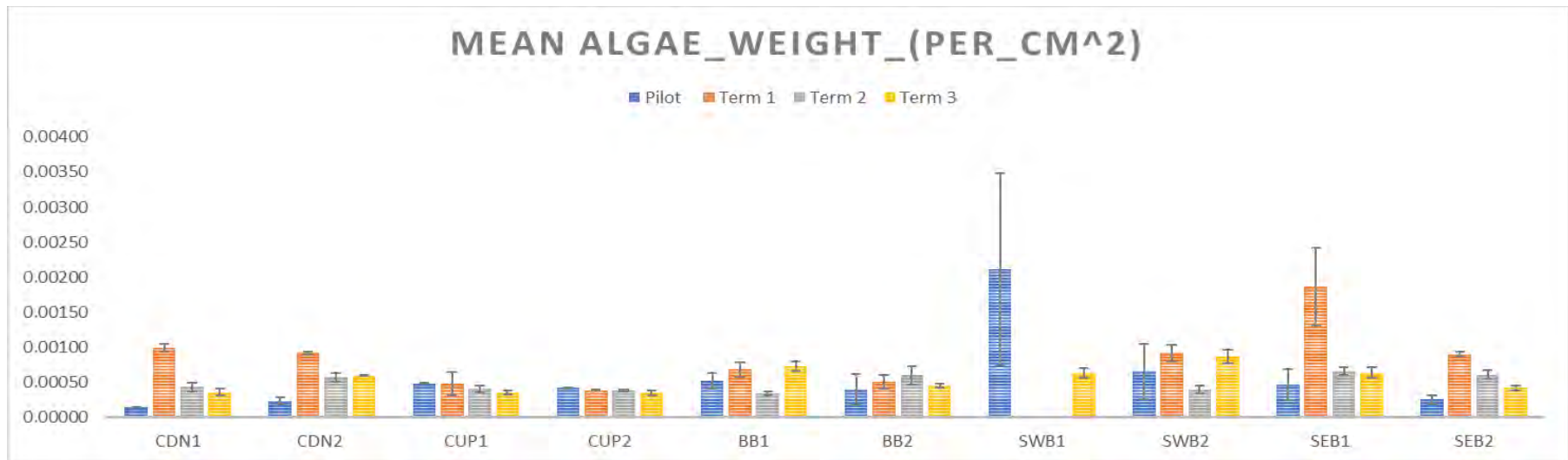


Figure 47 Seagrass Blade Mean algae weight



## 2.4 Crookhaven Estuary Aquaculture Oyster Monitoring

Section 2.4 of the Aquatic Ecology Methodology Report provides an overall description of the oyster monitoring program and **Figure 2** for that report indicated the Site Locations as they related to the then proposed oyster monitoring sites.

Following commencement of the Aquatic Ecology Monitoring program and as per Condition C18 (e), the oyster monitoring component of the project was presented to Crookhaven/Shoalhaven oyster industry representatives who made a number of recommendations to alter the oyster monitoring program including retention of 12 sites rather than the 10 sites recommended, adjusting the actual site locations *in situ* and duplicating the recommended Sydney Rock Oyster Monitoring program to include Pacific Oysters.

These recommendations were accepted and final site selection and site establishment was then undertaken in direct partnership with the oyster farmers, who placed suitable infrastructure to hold sample containers to mimic normal farming practice, provided oyster farming containers for the trials (**Figure 48**) and have supplied the necessary oysters for each bi-monthly trial.



**Figure 48** Monitoring Sites for Sydney Rock Oyster and Pacific Oysters Cages were established at purpose-built monitoring sites (left) or at the end of existing commercial sites (right). The sites were established by the Oyster Farmers.

**Figure 49** below shows the original lease siting for the pilot study shore and lease wild oyster sampling and **Figure 50** below shows the final adopted methodology lease sampling site locations as per Oyster Farmer recommendations,

### 2.4.1 Crookhaven Estuary Aquaculture Oyster Monitoring Results

**Table 5** shows the oyster deployment and recovery dates for the first six months sampling program and the Oyster Monitoring Data and Laboratory Analysis results are provided in **Appendix E** with Oyster Condition Index Data provided in Tables **E1 to E3** and Laboratory Certificates of Analysis (COAs) provided as **Appendix E4**.

<b>Table 5 Oyster Deployment Timetable</b>					
<b>Term 1</b>		<b>Term 2</b>		<b>Term 3</b>	
Dec-Jan		Feb-Mar		Apr-May	
In	Out	In	Out	In	Out
20/10/2022	24/1/2023	22/3/2023	7/3/2023	22/3/2023	9/5/2023
<b>Term 4</b>		<b>Term 5</b>		<b>Term 6</b>	
Jun-Jul		Aug-Sep		Oct-Nov	
In	Out	In	Out	In	Out
<b>Term 7</b>		<b>Term 8</b>		<b>Term 9</b>	
Dec-Jan		Feb-Mar		Apr-May	
In	Out	In	Out	In	Out

As per the Approved Wet Weather Methodology, the Second Term Deployed Oyster batch was left *in situ* for an extra week (making total deployment 8 weeks instead of 7 weeks) to account for a wet weather event. This delayed the deployment and eventual collection of the Term 3 oysters and as a result Condition Index processing for Term 3 deployed oysters was still underway at end of June 23 and laboratory results for Term 3 oysters are also not available to include in this draft report.

Inspection of the Laboratory COAs for the Term 1 and 2 results show that whilst PAH and Organochloride results have all been below laboratory detection limits for the entire sampling period, metals were detected. Accordingly, for this preliminary data report the mean metal concentrations have been graphed for Terms 1 and 2 (see **Figures 51 to 64** below). For each bar graph the grey and yellow lines show the mean concentrations for the "before deployment" oysters and the bar graphs indicate the mean concentrations post deployment on a site by site basis. Note also that for this preliminary presentation values less than detection have been set at half detection for mean calculations.



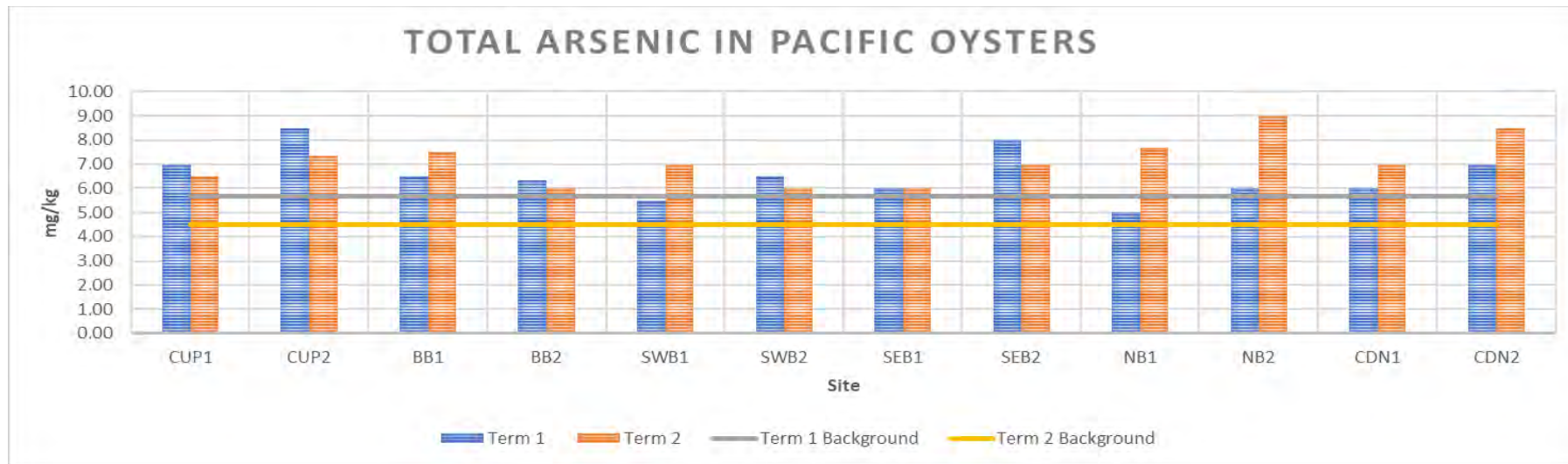


**Figure 49** Original Proposed Lease and Shoreline Oyster Sampling Locations used for the Pilot Study Wild Oyster Sampling

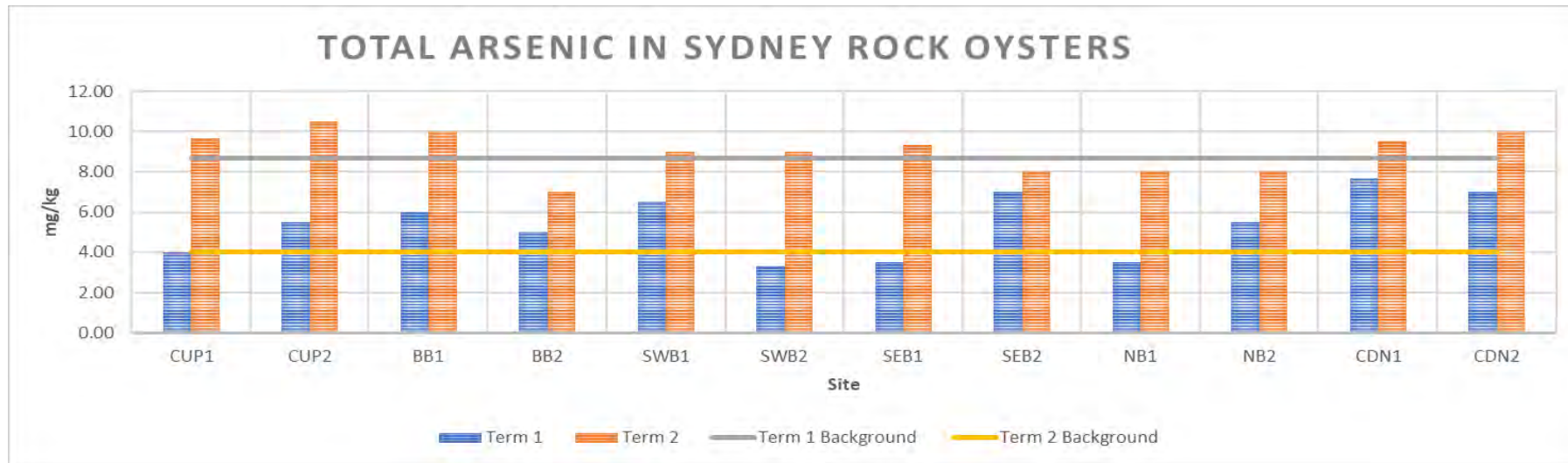


**Figure 50** Final Adjusted Lease Oyster Deployment Locations (blue dots) as recommended by Oyster Farmers. Red dots show corresponding Seagrass ASU sites.

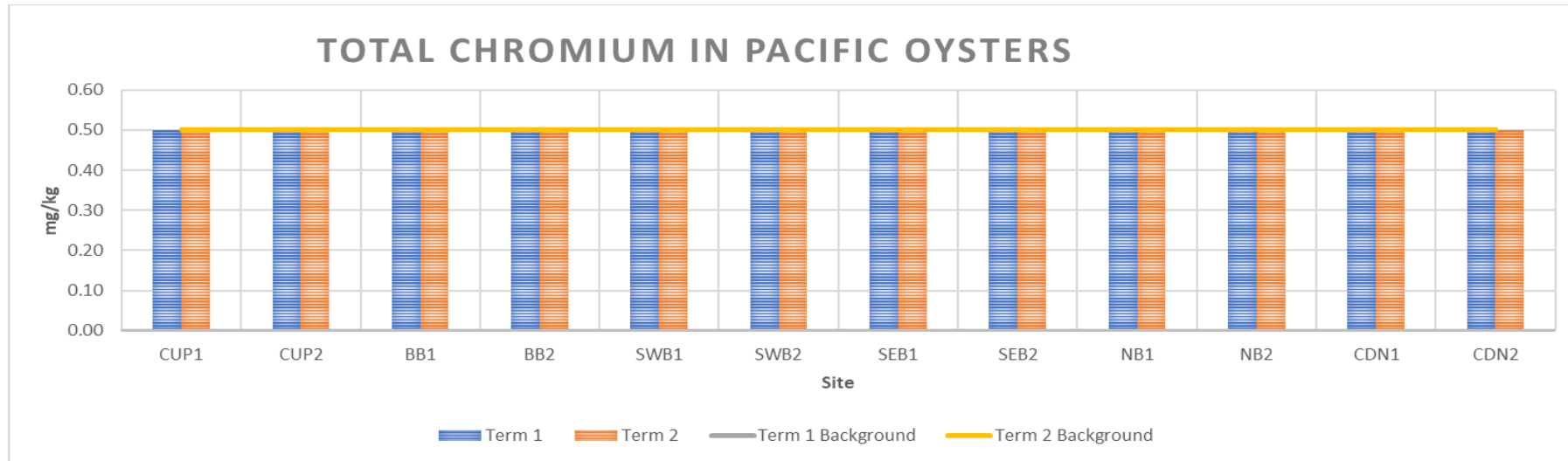




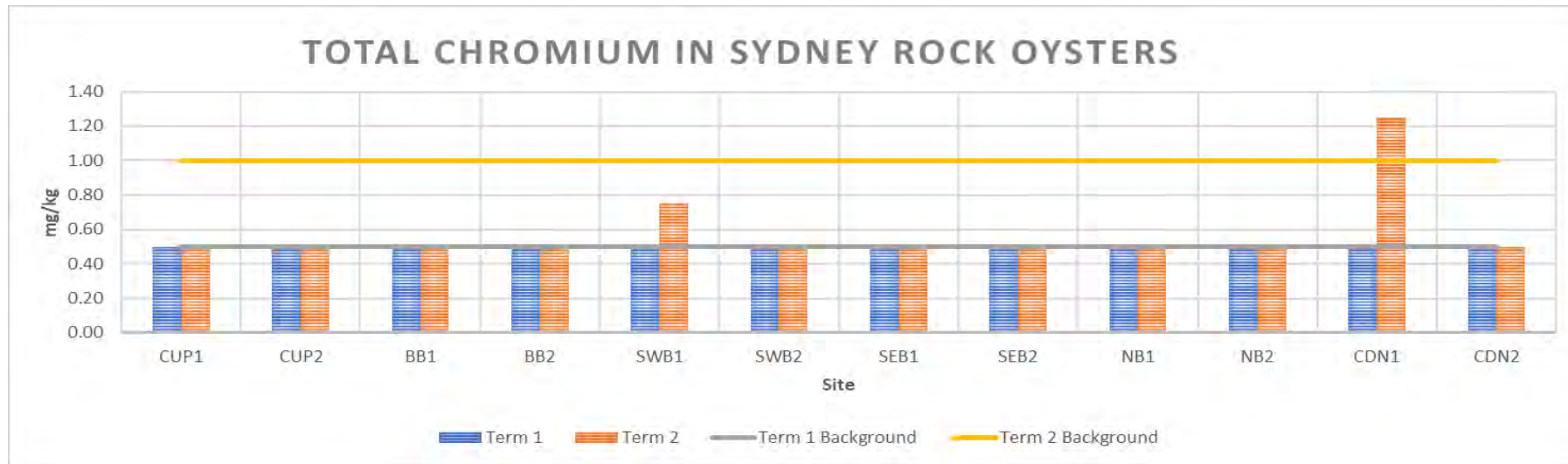
**Figure 51** Mean total arsenic concentration in pacific oysters



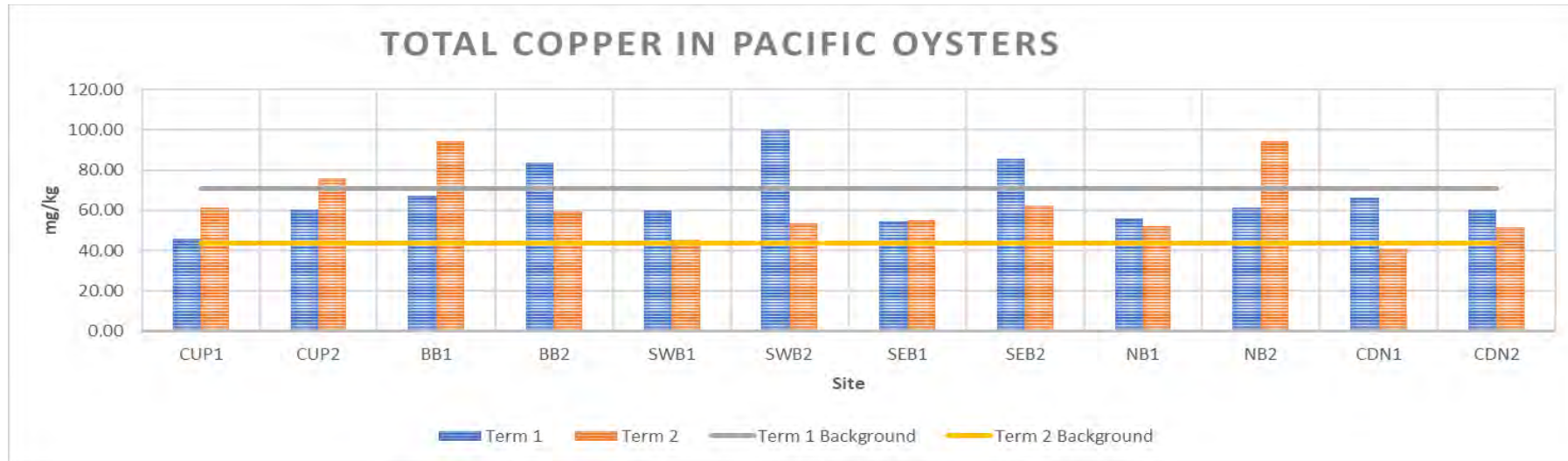
**Figure 52** Mean total arsenic concentration in Sydney rock oysters



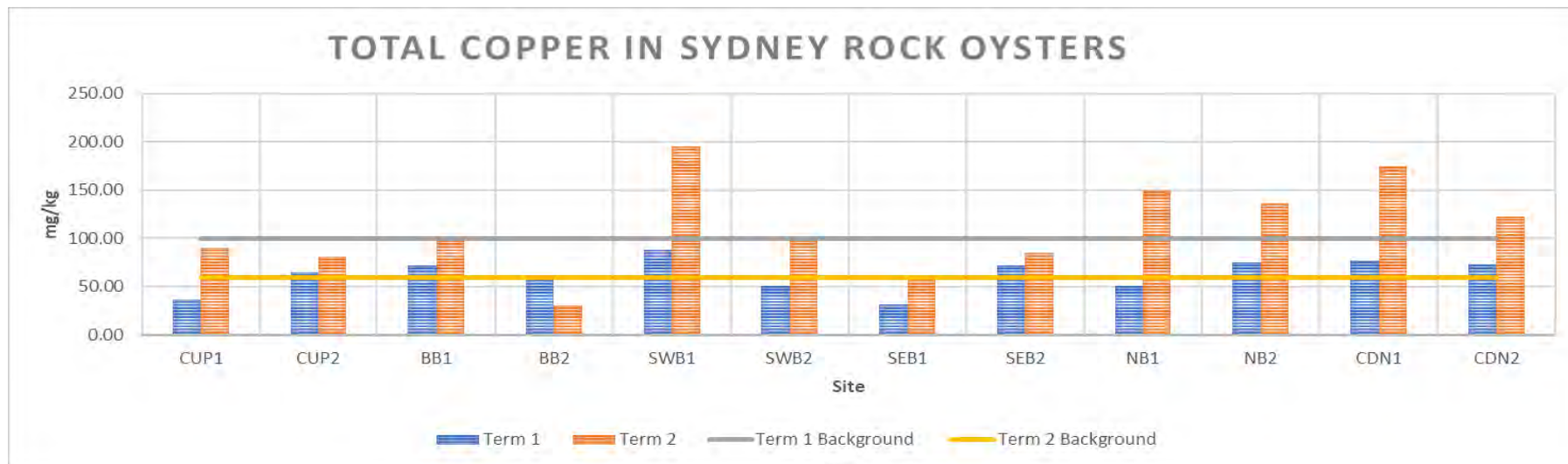
**Figure 53** Mean total chromium concentration in pacific oysters



**Figure 54** Mean total chromium concentration in Sydney rock oysters



**Figure 55** Mean total copper concentration in pacific oysters



**Figure 56** Mean total copper concentration in Sydney rock oysters

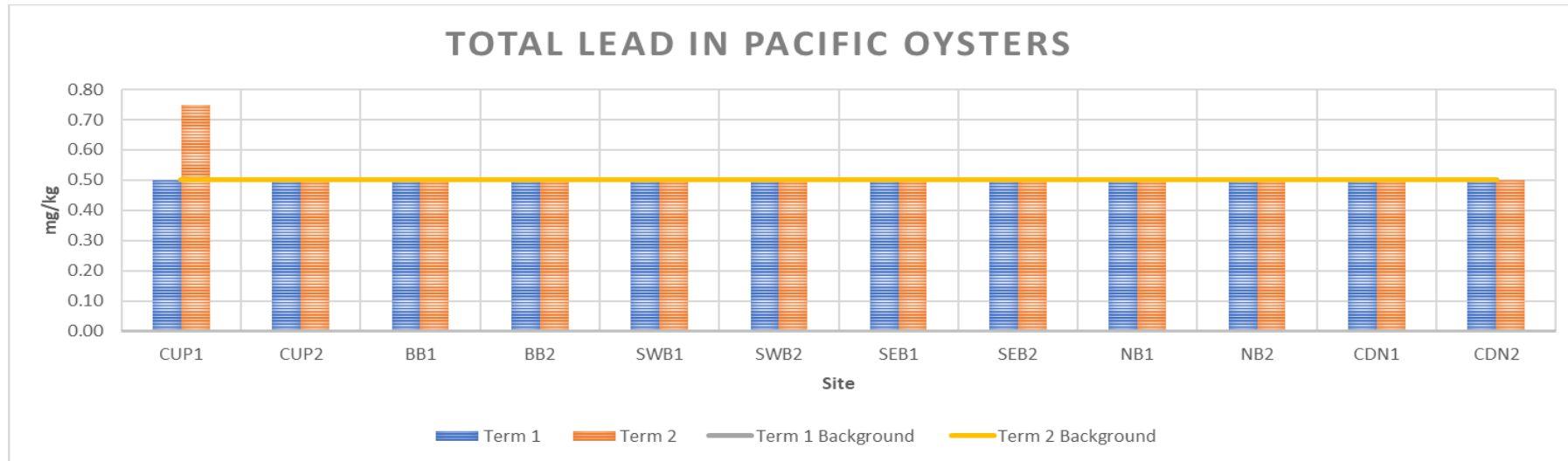


Figure 57 Mean total lead concentration in pacific oysters

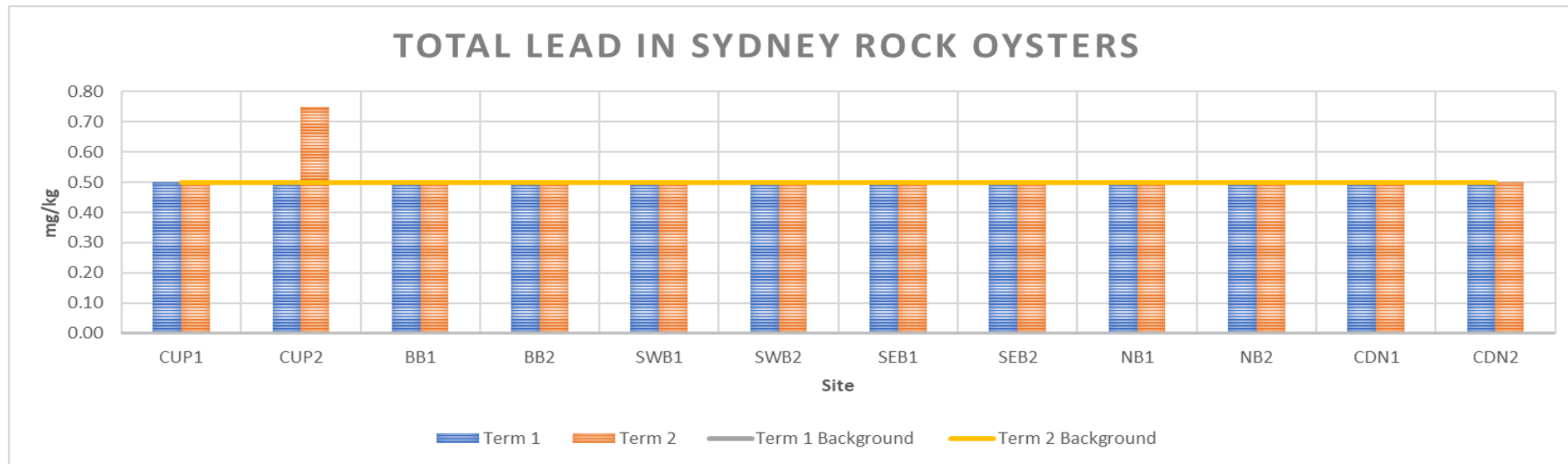


Figure 58 Mean total lead concentration in Sydney rock oysters



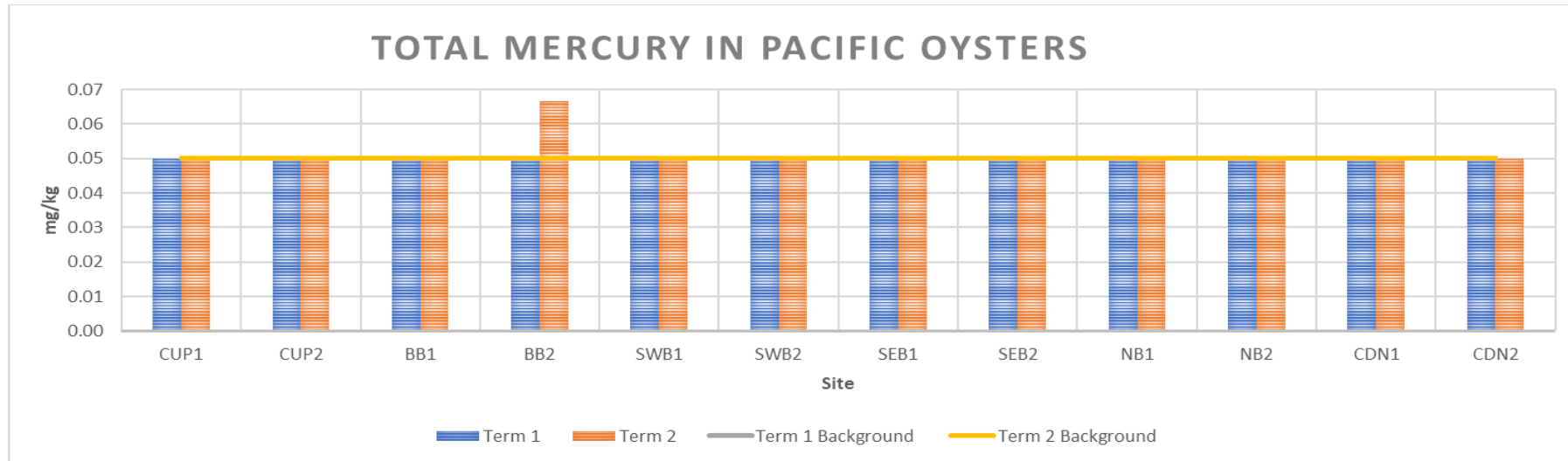


Figure 59 Mean total mercury concentration in pacific oysters

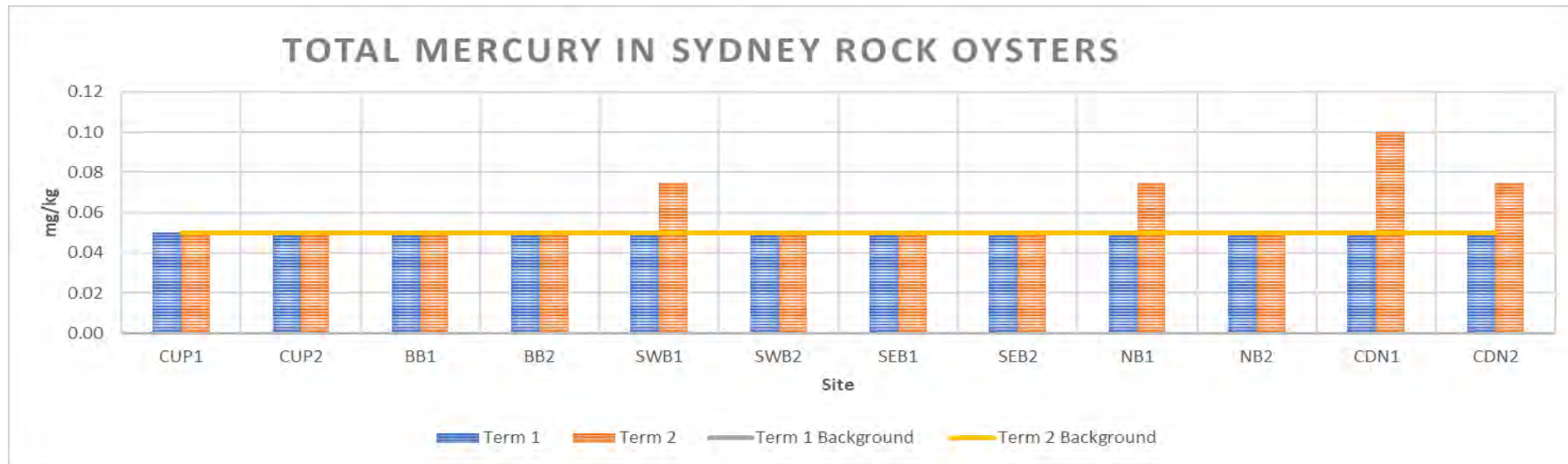
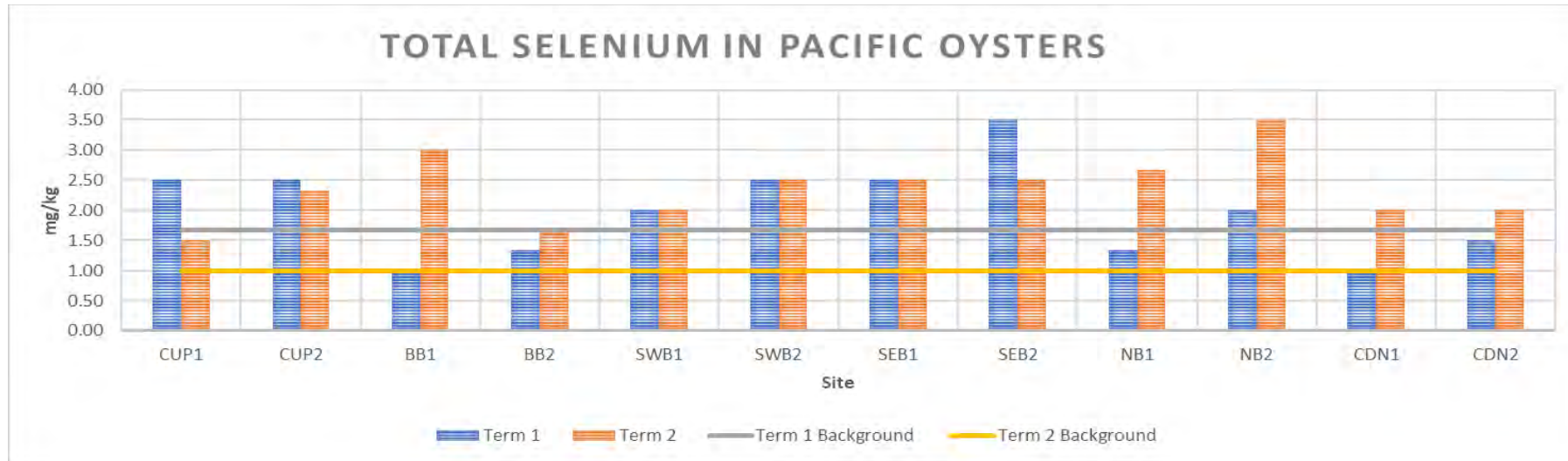
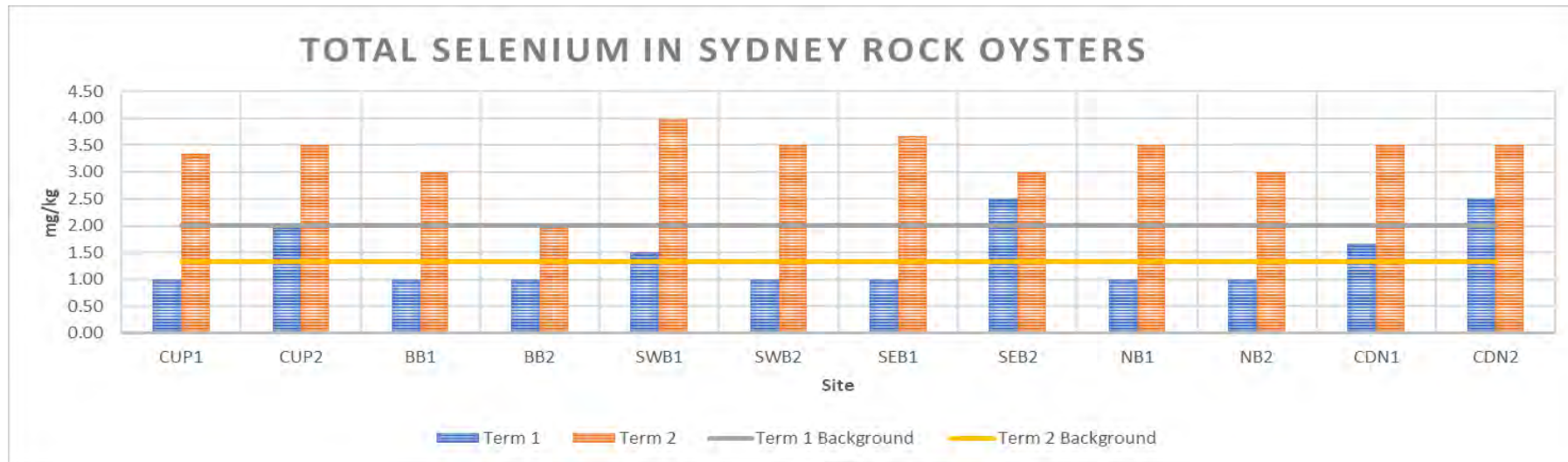


Figure 60 Mean total mercury concentration in Sydney rock oysters



**Figure 61** Mean total selenium concentration in pacific oysters



**Figure 62** Mean total selenium concentration in Sydney rock oysters

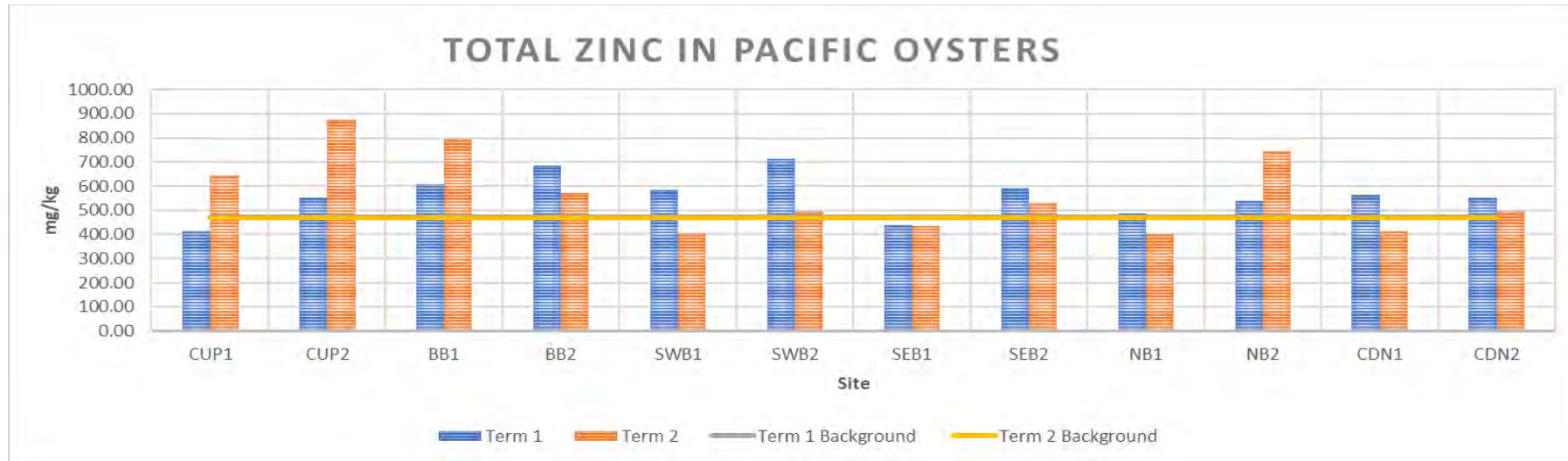


Figure 63 Mean total zinc concentration in pacific oysters

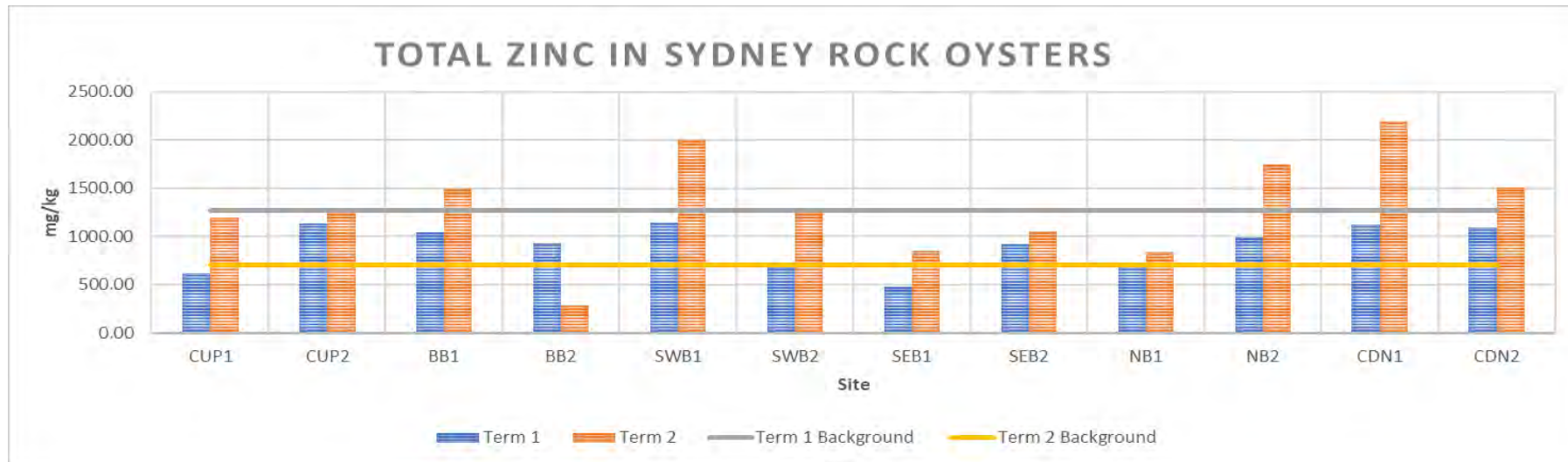


Figure 64 Mean total zinc concentration in Sydney rock oysters

## 2.5 Lake Wollumboola Freshwater Biota Monitoring

Section 2.3 of the Approved Aquatic Ecology Methodology Report provides the rationale and methodology for the adopted Freshwater Biota monitoring program from six sites in three creeks, and, for clarity, the final adopted sampling sites are shown in **Figure 65** below.

**Section 2.5.1** below proposes recommended changes to the Lake Wollumboola Freshwater Biota Monitoring program following completion of the first 6 monthly monitoring period. **Section 2.5.2** provides the results summary for the water quality profiling data, and results summaries for the Artificial Sampling Unit (ASU) macroinvertebrate and Electrofishing monitoring components are contained in **Section 2.5.3** and **Section 2.5.4** respectively.

Sampling is required to be undertaken seasonally. **Table 6** below provides the deployment dates for Freshwater ASUs and **Table 7** provides dates for Seasonal Electrofishing.

<b>Table 6 Freshwater ASU Seasonal Timetable</b>					
<b>Term 1 Summer</b>		<b>Term 2 Autumn</b>		<b>Term 3 Winter</b>	
16 Dec-15 Mar		16 Mar-15 Jun		16 Jun-15 Sep	
In	Out	In	Out	In	Out
21/12/2022	17/1/2023	1/3/2023	26/4/2023	9/6/2023	
<b>Term 4 Spring</b>		<b>Term 5 Summer</b>		<b>Term 6 Autumn</b>	
16 Sep-15Dec		16 Dec-15 Mar		16 Mar-15 Jun	
In	Out	In	Out	In	Out

<b>Table 7 Freshwater Electrofishing Seasonal Timetable</b>					
<b>Term 1 Summer</b>		<b>Term 2 Autumn</b>		<b>Term 3 Winter</b>	
16 Dec-15 Mar		16 Mar-15 Jun		16 Jun-15 Sep	
Start	Finish	Start	Finish	Start	Finish
27/3/2023	28/3/2023	4/7/2023	5/7/2023		
<b>Term 4 Spring</b>		<b>Term 5 Summer</b>		<b>Term 6 Autumn</b>	
16 Sep-15Dec		16 Dec-15 Mar		16 Mar-15 Jun	
Start	Finish	Start	Finish	Start	Finish

### 2.5.1 Monitoring methodology refinement

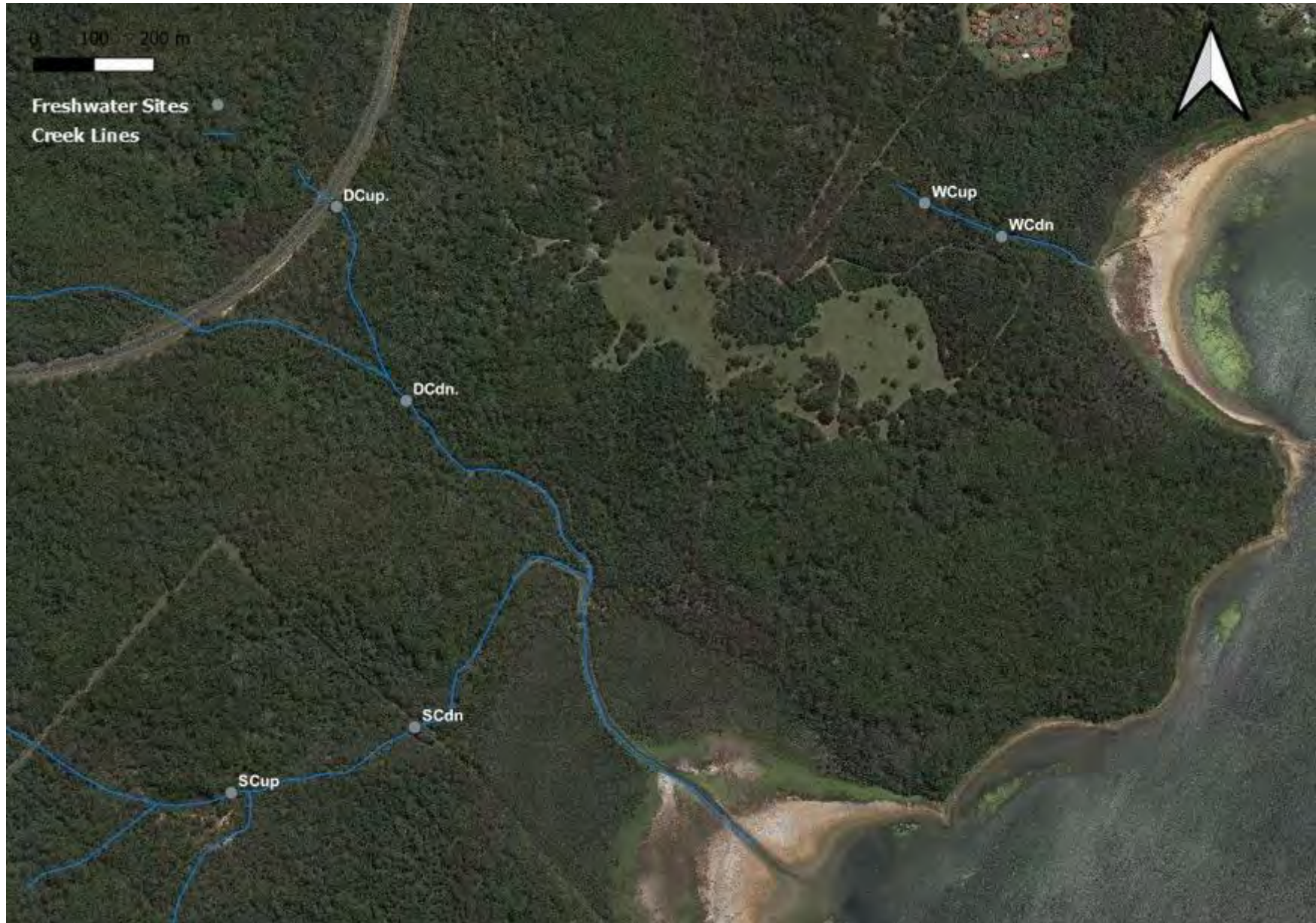
Analysis of Terms 1 and 2 ASU macroinvertebrate community results indicate high variation among site replicate samples with only very few colonising taxa dominated by bloodworms (sub-families Chironominae and Tanypodinae; see **Table 11** in **Section 2.5.3**):

- Of the 16 macroinvertebrate taxa recorded from the ASU monitoring program, replicate diversity (richness or number of taxa per chopstick bundle) ranged between 0 taxa and 7 taxa.
- Overall, the most commonly occurring macroinvertebrates were bloodworms, which comprised greater than 90% of the abundance for 47 of the 57 replicate samples.
- The remainder of taxa were infrequently encountered and present in very small quantities (generally less than 2 specimens per sample when present).

It is therefore recommended that following changes are made to the existing approved macroinvertebrate sampling program:

- Extending the seasonal deployment time for ASUs from two months to three months to allow for increased colonisation by stream macroinvertebrates,
- Undertake additional quantitative macroinvertebrate sweep netting of available detritus habitats at each site, comprising three 20 second timed replicate samples per site, to complement the ASU sampling program.
- Whilst the aquatic habitats are limited to emergent macrophytes (mostly *Baumea juncea*), trailing bank vegetation (*Gahnia* leaves and stem structures) and detritus reservoirs (mostly *Casuarina* and *Gahnia* leaves and sticks), they are generally consistently available among all three creeks.





**Figure 65** Final adopted Freshwater Monitoring Site Locations.



## 2.5.2 Water quality metering

**Appendix Tables F1.1 to F1.3** provide the full water quality profiling data for each creek, and **Tables 8 to 10** below summarise the individual site water quality statistics for surface, middle and bottom readings in each depth profile for the deeper sites (i.e., excluding WCUp and SCUp) including means ( $\pm$  standard deviation SD). Note that profiling was undertaken on six occasions between December 2022 and July 2023, and WCUp was dry on two of those occasions (24<sup>th</sup> January and 5<sup>th</sup> July 2023).

Site		Temp °C	Cond µS/cm	Sal ppt	DO %sat	DO mg/l	pH Units	Turb ntu
WCUp	Min	12.51	400	0.19	40.0	3.73	5.66	0.10
	Max	28.35	504	0.32	119.4	9.37	6.59	4.90
	Mean	19.8	467.7	0.2	62.2	5.6	5.9	1.4
	SD	5.1	41.5	0.0	33.6	2.8	0.3	1.9
WCDn	Min	11.07	844	0.54	9.3	0.85	5.72	0.60
	Max	27.43	2609	1.30	65.8	7.00	6.54	64.90
	Mean	18.2	1521.4	0.8	28.4	2.7	6.1	30.7
	SD	5.1	526.0	0.2	14.7	1.6	0.3	18.7

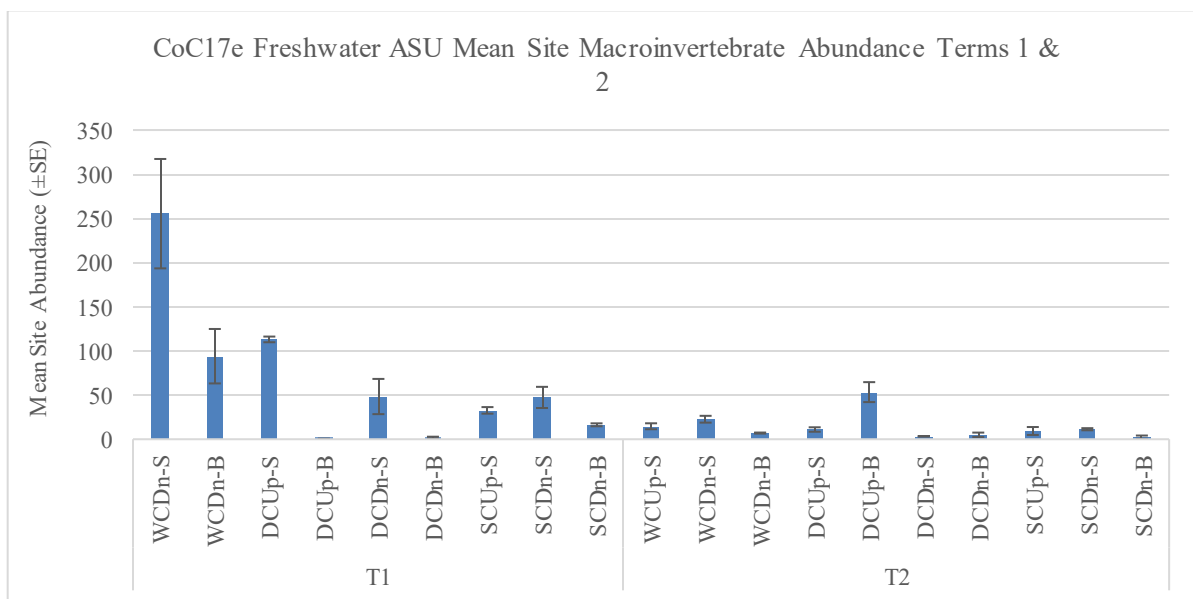
Site		Temp °C	Cond µS/cm	Sal ppt	DO %sat	DO mg/l	pH Units	Turb ntu
DCUp	Min	10.98	411	0.21	12.2	1.11	6.72	0.6
	Max	23.40	1784	0.91	99.1	10.81	7.73	22.9
	Mean	17.7	882.4	0.5	50.2	4.9	7.1	7.0
	SD	4.4	316.7	0.2	24.4	2.8	0.3	6.0
DCDn	Min	10.71	270	0.12	6	1	5	5
	Max	20.30	807	0.40	80	9	7	24
	Mean	16.5	480.1	0.3	37.6	3.8	6.1	14.4
	SD	3.6	170.8	0.1	25.2	2.8	0.4	5.4

		Temp °C	Cond µS/cm	Sal ppt	DO %sat	DO mg/l	pH Units	Turb ntu
SCUp	Min	10.4	211	0.1	15.1	1.43	5.36	10
	Max	24.09	342	0.28	51	5.7	5.84	75.8
	Mean	16.5	281.8	0.2	30.7	3.1	5.7	26.2
	SD	5.0	46.4	0.1	13.4	1.6	0.2	20.3
SCDn	Min	11.09	911	0.31	27.9	2.58	4.38	0.8
	Max	22.69	3487	1.85	76.4	8.38	5.8	61.3
	Mean	17.8	1858.1	1.0	57.0	5.5	5.2	10.7
	SD	4.5	928.6	0.5	11.9	1.6	0.5	14.8

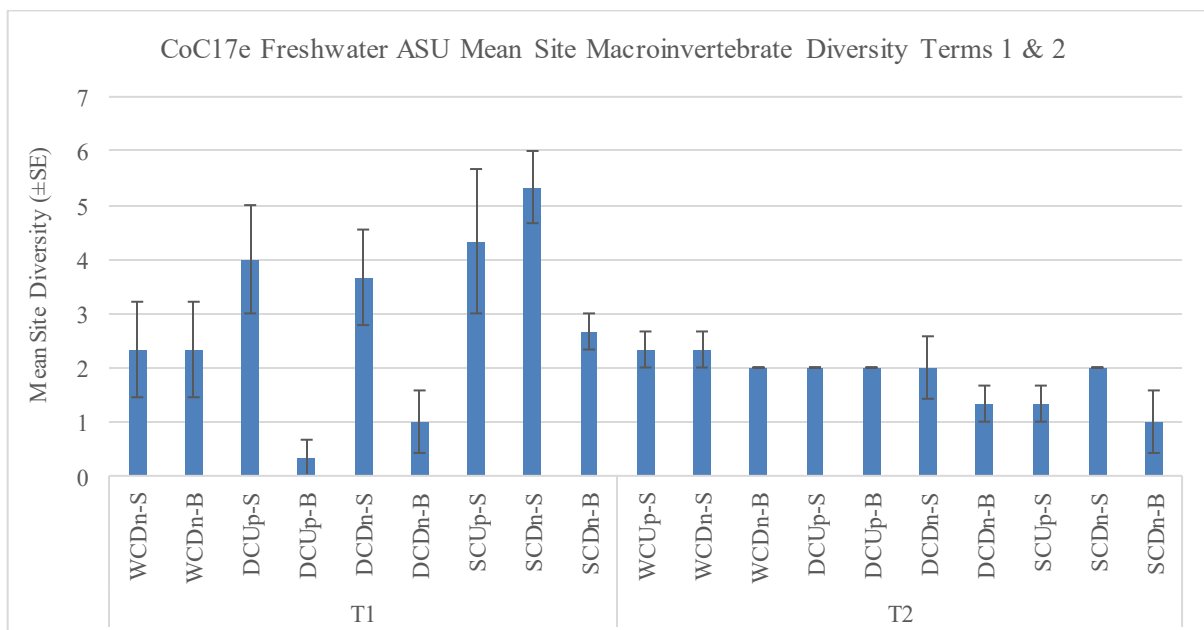
### 2.5.3 Artificial Sampling Unit (ASU) macroinvertebrate monitoring results

The Term 1 and Term 2 ASU full macroinvertebrate results are provided in **Appendix Tables F2.1** and **F2.2** respectively. Note that upstream Wattle Creek ASUs were dry during the first term.

**Figure 66** below shows the mean ( $\pm$  standard error SE) replicate total abundance of macroinvertebrate specimens for each site and the mean replicate macroinvertebrate taxa diversity (richness) is shown in in **Figure 67**.



**Figure 66** Mean replicate total abundance of macroinvertebrate specimens per site



**Figure 67** Mean replicate macroinvertebrate taxa diversity

**Table 11** below provides the grouped ASU replicate results for abundance, taxa diversity and percentage of Chironomidae (bloodworms) compared to total abundance.

<b>Table 11 Grouped Replicate ASU Macroinvertebrate Results Terms 1 &amp; 2</b>										
	Term 1									
	WCU <sub>p</sub> -S	WCD <sub>n</sub> -S	WCD <sub>n</sub> -B	DCU <sub>p</sub> -S	DCU <sub>p</sub> -B	DCD <sub>n</sub> -S	DCD <sub>n</sub> -B	SCU <sub>p</sub> -S	SCD <sub>n</sub> -S	SCD <sub>n</sub> -B
Total Abundance	Dry	766	282	339	1	145	5	98	142	49
Total No. of taxa		4	5	6	1	5	2	8	8	4
Chironomidae %		99%	99%	98%	100%	92%	60%	85%	87%	92%
	Term 2									
	WCU <sub>p</sub> -S	WCD <sub>n</sub> -S	WCD <sub>n</sub> -B	DCU <sub>p</sub> -S	DCU <sub>p</sub> -B	DCD <sub>n</sub> -S	DCD <sub>n</sub> -B	SCU <sub>p</sub> -S	SCD <sub>n</sub> -S	SCD <sub>n</sub> -B
Total Abundance	44	68	21	33	160	10	15	28	34	7
Total No. of taxa	3	3	3	2	2	4	2	2	2	2
Chironomidae %	98%	99%	90%	100%	100%	80%	100%	100%	100%	100%

### 2.5.4 Electrofishing results

The full Term 1 and Term 2 electrofishing fish catch and measurement data are provided in **Appendix Table F3**. Electrofishing fishing effort comprised three replicated 3-minute shots at each site for each survey period, and **Table 12** below shows the summary occurrence results for the undertaken in Term 1 (27<sup>th</sup> and 28<sup>th</sup> March 2023) and Term 2 (4<sup>th</sup> and 5<sup>th</sup> July 2023).

Table 12 Electrofishing Fish Catch Summary Results										
		Site	Replicate	Empire Gudgeon <i>Hypseleotris compressa</i>	Striped Gudgeon <i>Gobiomorphus australis</i>	Common Jollytail <i>Galaxias maculatus</i>	Plague Minnow <i>Gambusia holbrooki</i>	Short-Finned Eel <i>Anguilla australis</i>	Tadpole	
Term 1	Wattle Creek	WCU <sub>p</sub>	1	0	0	0	0	0	0	
		WCU <sub>p</sub>	2	0	0	2	0	0	0	
		WCU <sub>p</sub>	3	0	0	1	1	0	0	
		WCD <sub>n</sub>	1	1	1	1	0	0	0	
		WCD <sub>n</sub>	2	2	3	3	1	1	0	
		WCD <sub>n</sub>	3	3	8	2	2	0	0	
	Downs Creek	DCU <sub>p</sub>	1	18	8	1	1	0	0	
		DCU <sub>p</sub>	2	6	9	1	0	0	0	
		DCU <sub>p</sub>	3	18	8	0	0	0	0	
		DCD <sub>n</sub>	1	7	5	0	0	1	0	
		DCD <sub>n</sub>	2	14	6	1	0	0	0	
	South Creek	DCD <sub>n</sub>	3	13	7	0	0	0	0	
		SCU <sub>p</sub>	1	1	0	0	9	0	1	
		SCU <sub>p</sub>	2	0	0	0	7	0	0	
		SCU <sub>p</sub>	3	0	2	4	1	0	0	
		SCD <sub>n</sub>	1	6	11	0	0	0	0	
		SCD <sub>n</sub>	2	10	8	0	1	0	0	
	Term 2	Wattle Creek	SCD <sub>n</sub>	3	6	4	0	0	1	0
WCU <sub>p</sub>			1	Dry						
WCU <sub>p</sub>			2							
WCU <sub>p</sub>			3							
WCD <sub>n</sub>			1	0	0	3	1	0	0	
WCD <sub>n</sub>			2	0	0	2	2	0	0	
WCD <sub>n</sub>		3	5	10	1	1	1	0		
Downs Creek		DCU <sub>p</sub>	1	5	9	0	0	1	0	
		DCU <sub>p</sub>	2	6	6	0	0	1	0	
		DCU <sub>p</sub>	3	55	16	0	0	2	0	
		DCD <sub>n</sub>	1	32	29	1	0	0	0	
		DCD <sub>n</sub>	2	8	23	0	0	0	0	
		DCD <sub>n</sub>	3	4	31	5	0	0	0	
South Creek		SCU <sub>p</sub>	1	0	0	0	14	0	0	
		SCU <sub>p</sub>	2	0	0	0	3	0	0	
		SCU <sub>p</sub>	3	0	0	0	7	0	0	
		SCD <sub>n</sub>	1	0	12	1	9	0	0	
		SCD <sub>n</sub>	2	12	7	1	1	0	0	
	SCD <sub>n</sub>	3	8	24	0	1	2	0		

# APPENDICES

- A Site Rainfall 2022 -2023**
  
- B Crookhaven River Tide & Lk Wollumboola water level data**
  
- C Estuary Intertidal Monitoring Data**
  - C1 Intertidal Species Codes**
  - C2 Intertidal Height Profiles**
  - C3 Intertidal Mosaic Plots & Transect Photos**
  - C4 Intertidal Transect Dripline Results**
  - C5 Pre to Post Wet Weather Site Photos**
  
- D Subtidal Seagrass Monitoring Data**
  
- E Oyster Monitoring Data**
  - E1 Condition Index Data - Pilot Study**
  - E2 Before Deployment Oyster Condition Indices**
  - E3 After Deployment Oyster Condition Indices**
  - E4 Pilot Study Wild SRO Flesh Metal Results**
  - E5 Laboratory Analysis Reports**
  
- F Freshwater Monitoring Data**
  - F1.1 Wattle Creek Water Quality Data**
  - F1.2 Downs Creek Water Quality Data**
  - F1.3 South Creek Water Quality Data**
  - F2.1 ASU Macroinvertebrate Data Term 1**
  - F2.2 ASU Macroinvertebrate Data Term 2**
  - F3.0 Electrofishing Catch Results**

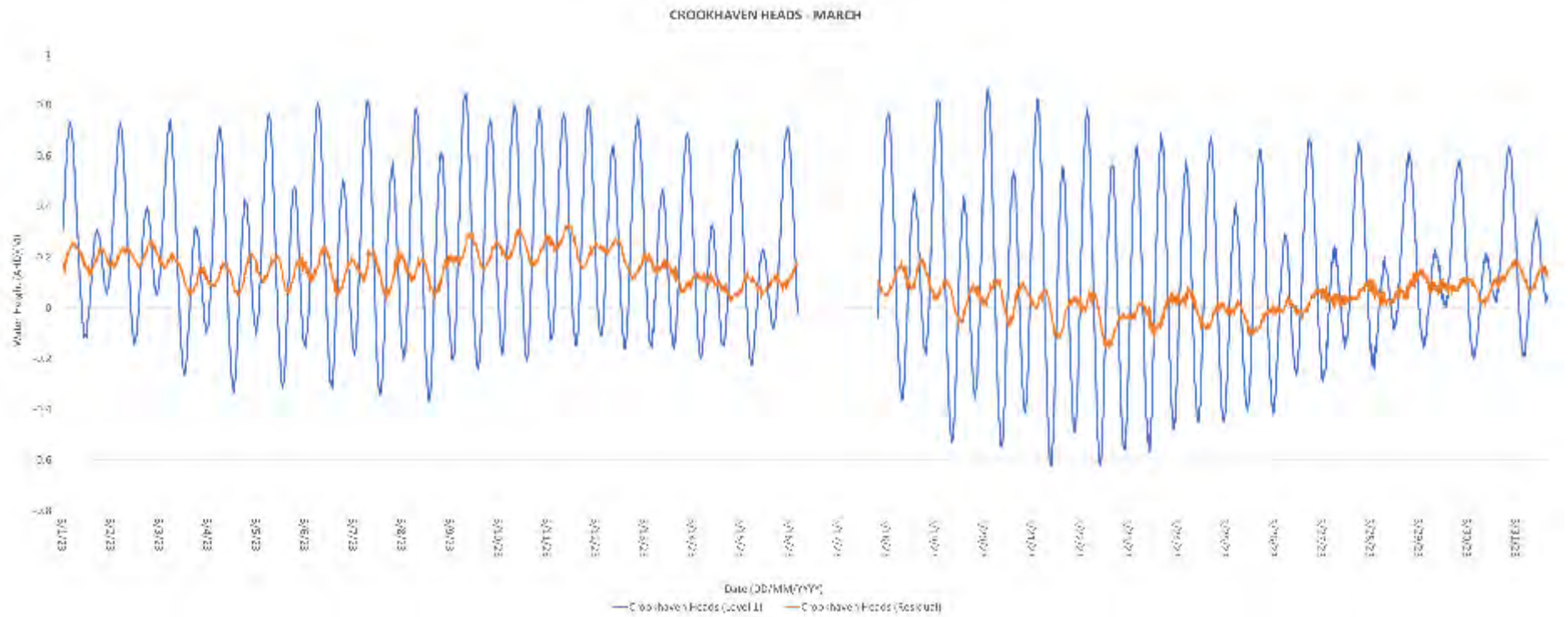
## APPENDIX A SITE RAINFALL 2022 TO JUNE 2023

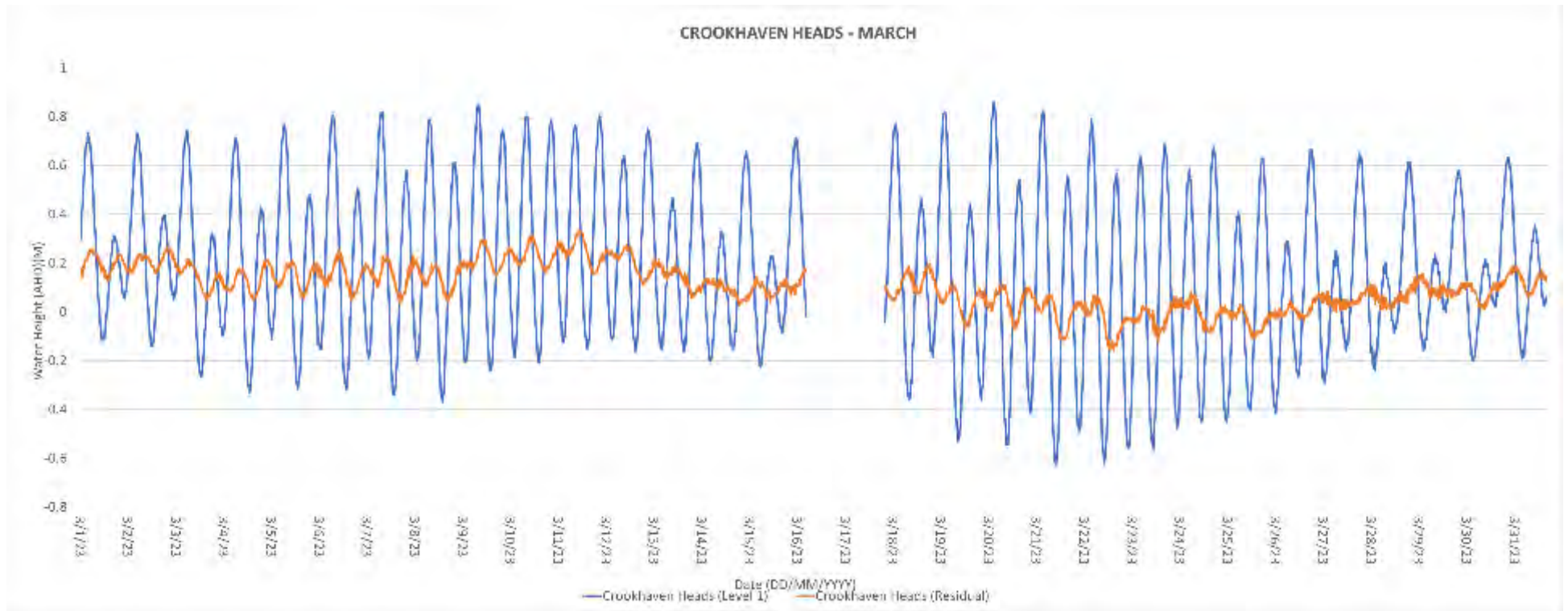
<b>A1 2022-2023 Daily Rainfall</b>																		
Date	2022												2023					
	Jan	Feb	Mar	Apr	May	Jun	Jul	Aug	Sep	Oct	Nov	Dec	Jan	Feb	Mar	Apr	May	Jun
1st	0	0	8	37	1	0	0.8	0	0	22	15	0	0	0	0	4.6	0	0
2nd	0	0.8	49	25	0	0	127	0	0	7	0	9.4	0	0	2.8	1.8	0	0
3rd	0.6	0	35	7.2	0	0	48	0	1.5	0.4	0	0	0	0	5	0	0	1
4th	0	1.8	26	0	0	0	64	1	21	0	1.4	0	1.6	0	8.6	0.6	0	5
5th	0.8	6.2	2.4	0	6	0	33	1.6	3.2	3	0	0	15	0	0	0	0	1.6
6th	44	0.8	60	6.8	0	0	4.6	0	0.8	28	0	2.2	17	0	2.2	0	0	0.6
7th	30	4	71	83	0	0.2	6.5	0	0.8	5	0	0	3	0	0	0	0	0
8th	23	0	145	21	0	0	0.6	1	0	2	0	0	0	24	0	6.4	16	0
9th	0.1	0	65	4	0	0	0	1.6	0.8	75	0	0	0	253	0	0	0	0.4
10th	1	0	0	14	24	0	22	4.4	1	3	0	0	0	7	0	0	0	0
11th	0	9.6	0	0	16	0	33	0	29	0	0	0	0	2.5	0	0	0	0
12th	20	12	0	6.4	40	0	0.2	0	0.2	0	0	0	0	0	0	0	0	0
13th	13	6.8	0	0.4	20	0	0.4	1	21	0	0	1.6	0	2.4	22	3	0	0.2
14th	0	0	0	10	0	0	2.2	0	0.2	3.2	14	0	1.6	1.8	4.8	35	0	0
15th	1	0	1.4	1	0	0	0.3	0	0	0.1	0	0.4	0	17	12	6	0.4	0
16th	0	0	0.6	0	1.6	0	0	0	1.2	0	0	0.3	0	0	0	0.5	0	0
17th	0	0	0.4	0	0	0	0	0	0	2	3.2	0	0.6	0	0	0.8	2.8	0
18th	0	0	0	0	0	0	0	0	0	0	0	2.5	0	0	0	0	2.2	0
19th	5	0.8	31	0	0	0	4.4	0.4	0	0	0	0.3	23	11	0	0	0.5	0
20th	2.8	0	0	7.6	0	9	21	3.4	0	0	2.1	0	0.8	0	0.3	11	0	0
21st	0	0	0	0	6	0.5	23	1.6	0	21	0	0	0	0	6.2	0	0	
22nd	0	0	0	1.4	20	0	2.4	0	38	4.5	0	0	1	17	0	0	0.8	
23rd	0	82	0	5	20	0	9.6	0	7.8	15	0	3.4	21	0	0.6	0	0	
24th	1.2	33	0	2	11	0	6	7.6	2	8	0	0	0	0.4	7.4	30	0	
25th	0	60	13	0	2.6	0	0	0	5	37	0.2	0	13	0	0.5	0	0	
26th	0	26	1	5	0	0	1.6	0	0	1.4	0	0	0	0	0	0	0	
27th	0	27	9	2	0	0	0	4	4.5	0	1	0	0	0	5	0	2	
28th	0	8.2	23	7.6	0	0	0	0.8	11	1.2	0.1	0	1	0	0	0	0	
29th	0		25	4.2	1.4	0	0.8	0	20	0	0.4	0	0		0.4	1.4	1	
30th	1.5		26	4	0	0	0	1.6	29	0	0.2	5.6	6.8		3.8	61	0	
31st	0		24		5.4		0	0		0		7	14		2		0	
Monthly total	144	279	616	255	176	9.7	411	30	198	239	37	33	119	337	84	162	25	8.8
Monthly Average	98	130	140	112	105	139	84	79	73	87	85	73	98	130	140	112	105	139

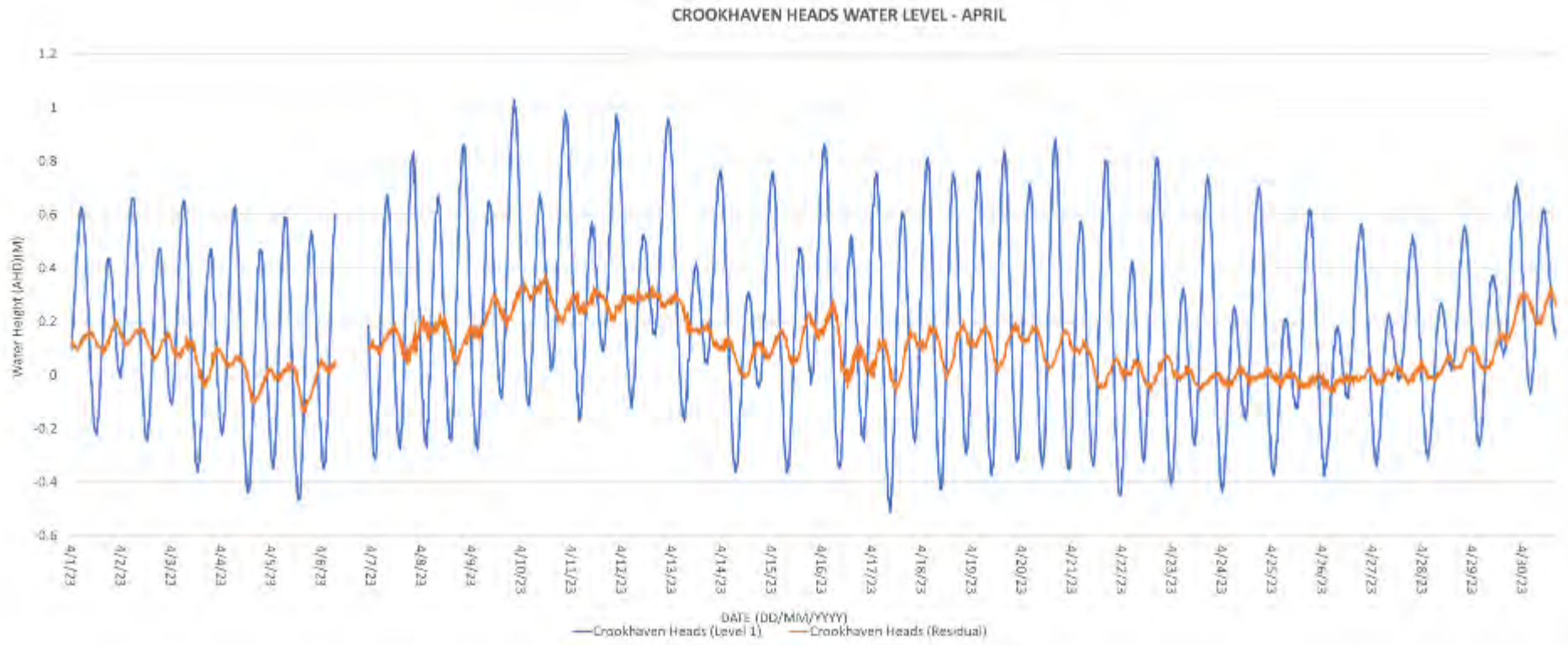


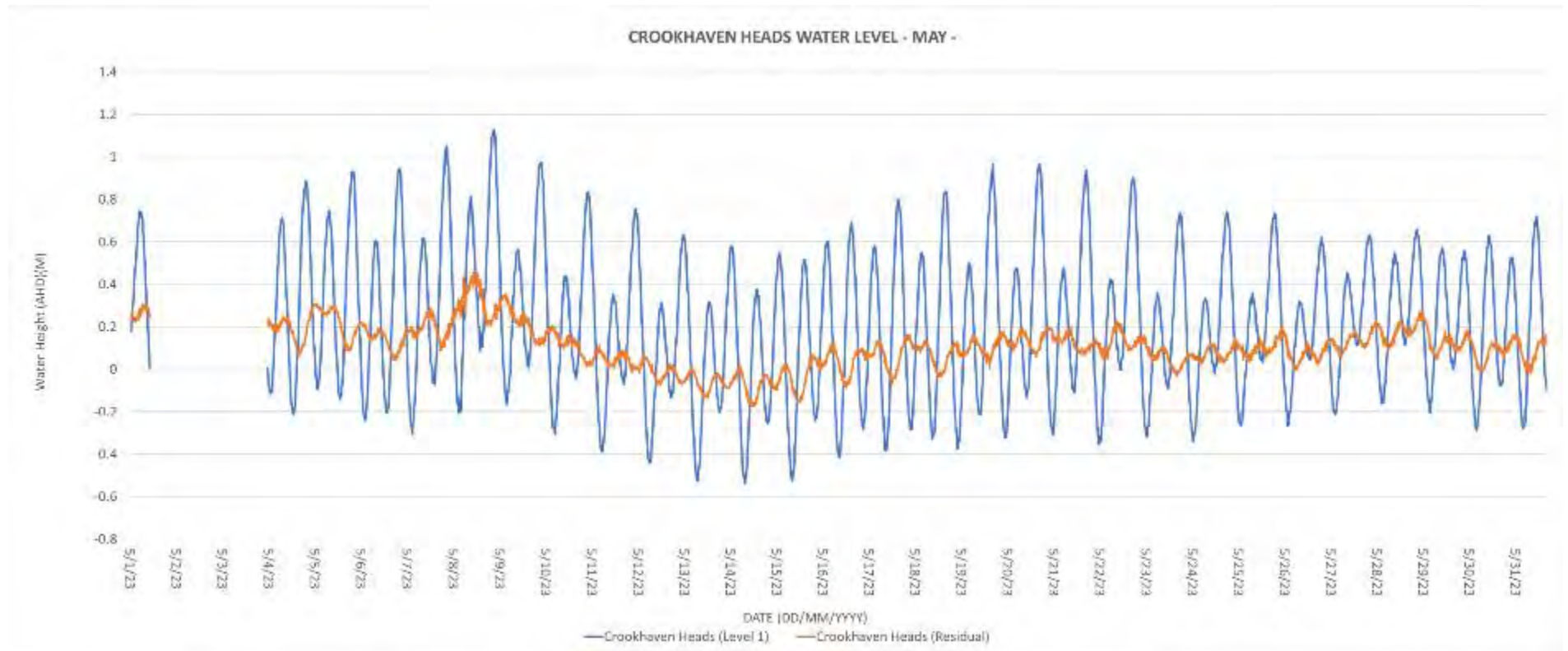
# APPENDIX B

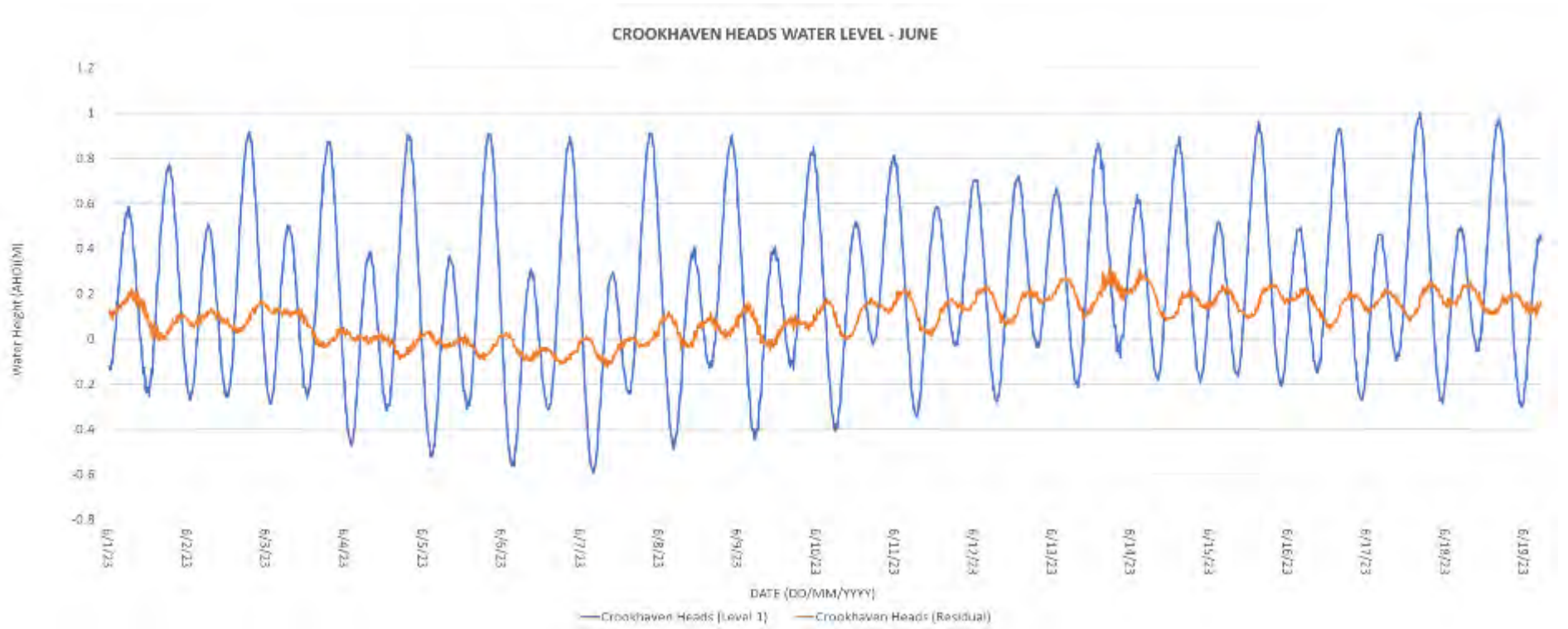
## CROOKHAVEN RIVER TIDE AND LK WOLLUMBOOLA WATER LEVEL DATA



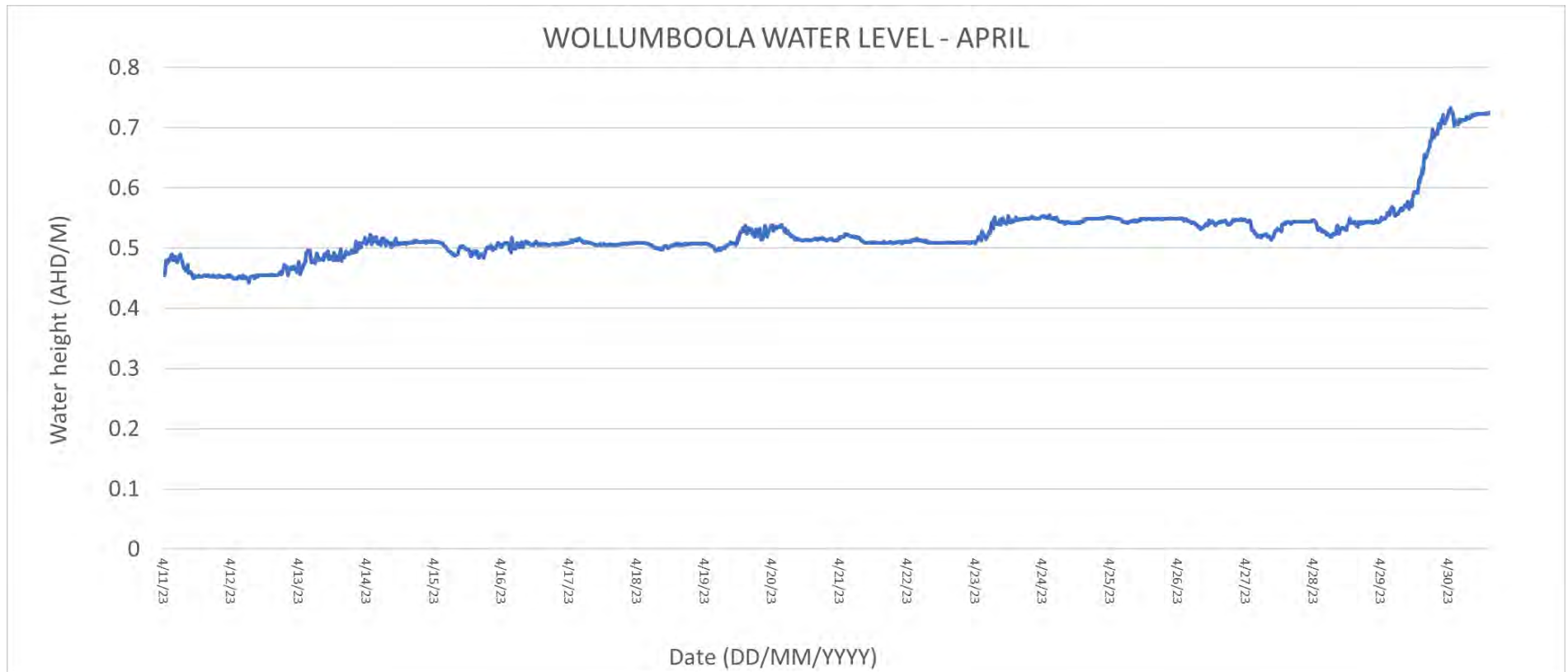




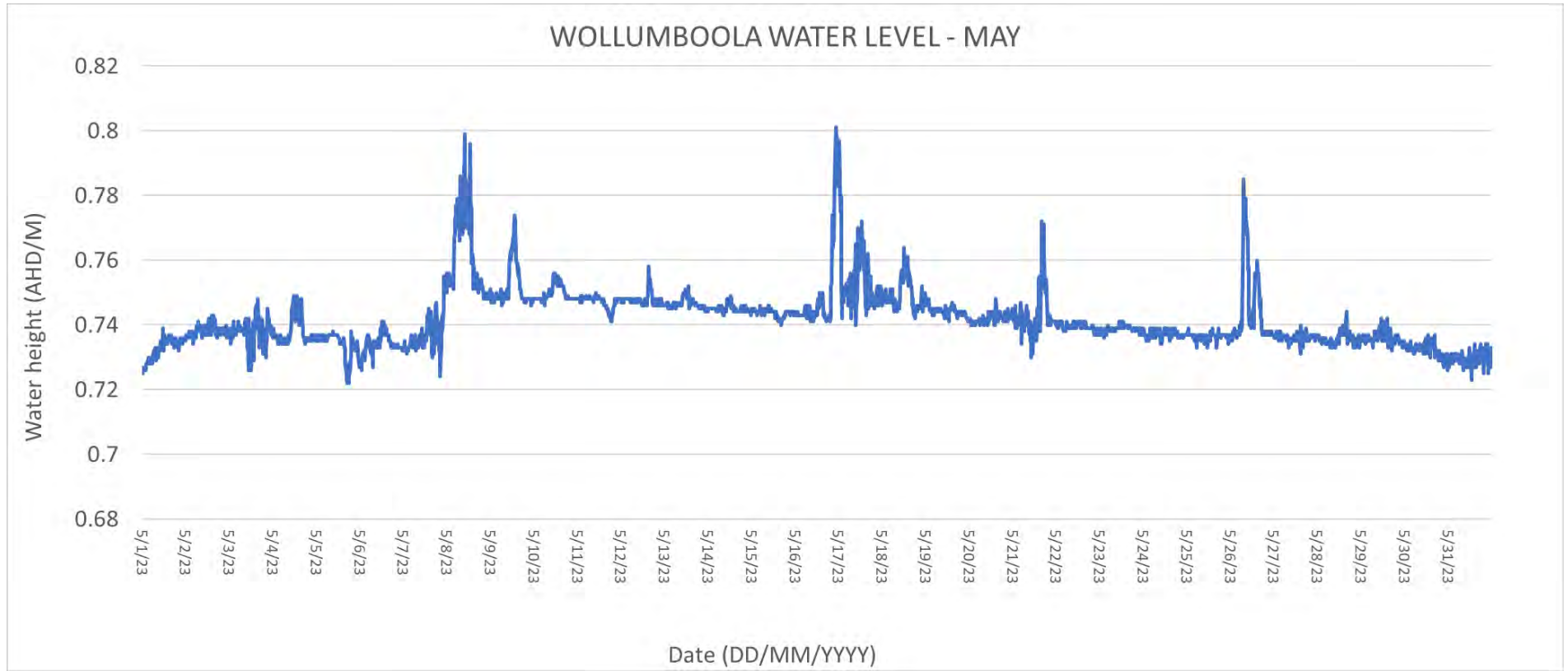


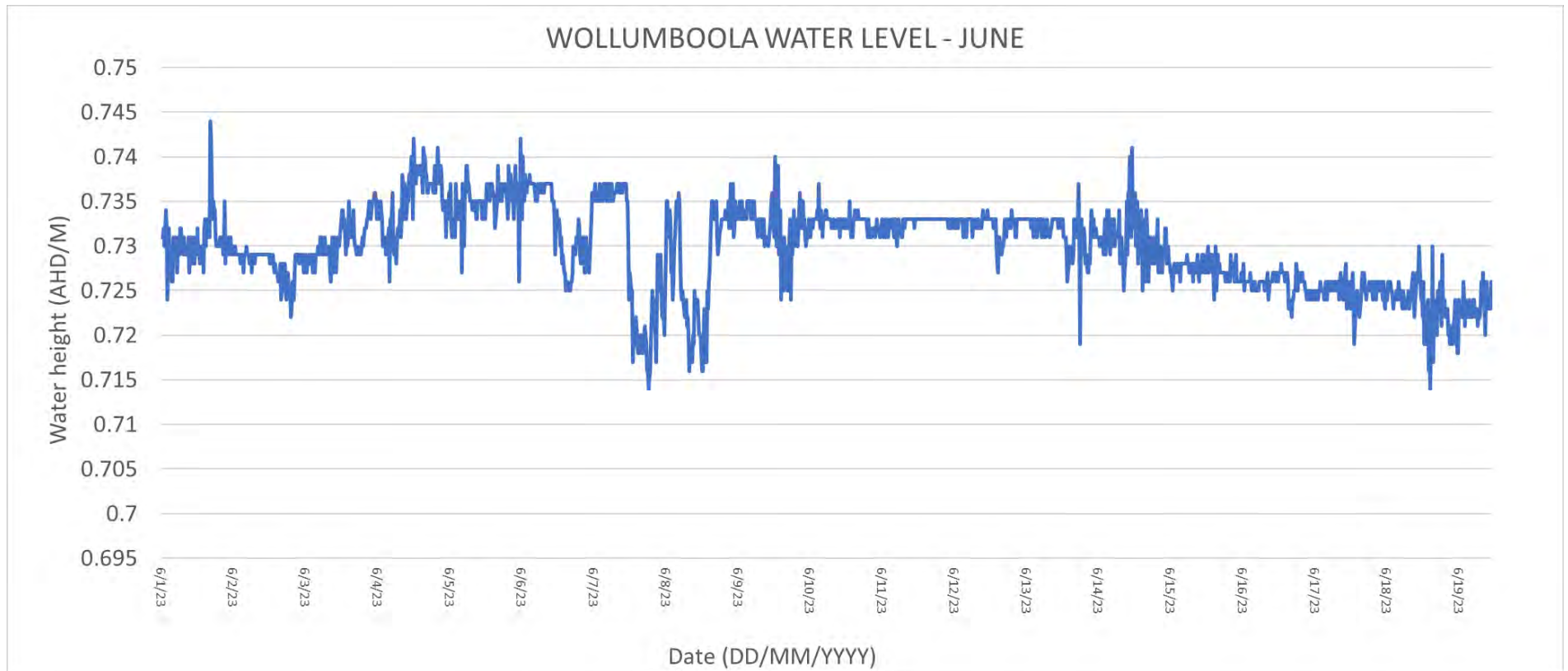












**APPENDIX C  
ESTUARY INTERTIDAL MONITORING DATA**

**C1 INTERTIDAL SPECIES CODES**

**C2 INTERTIDAL HEIGHT PROFILES**

**C3 INTERTIDAL MOSAIC PLOTS & TRANSECT  
PHOTOS**

**C4 INTERTIDAL TRANSECT DRIPLINE RESULTS**

**C5 PRE TO POST WET WEATHER SITE PHOTOS**

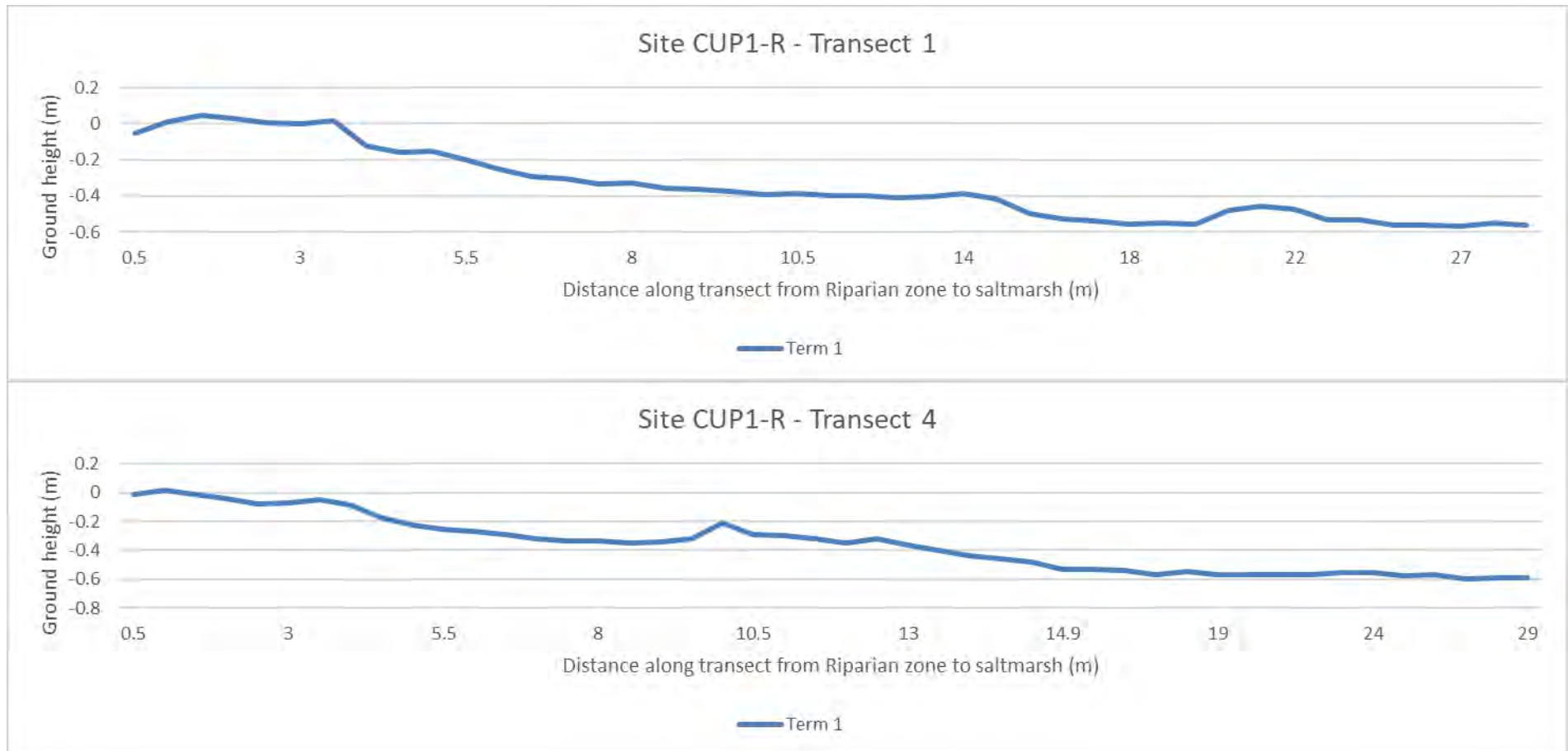
## APPENDIX C 1 WORKING CODES FOR INTERTIDAL TRANSECTS

**Yellow highlight indicates tentative IDs**

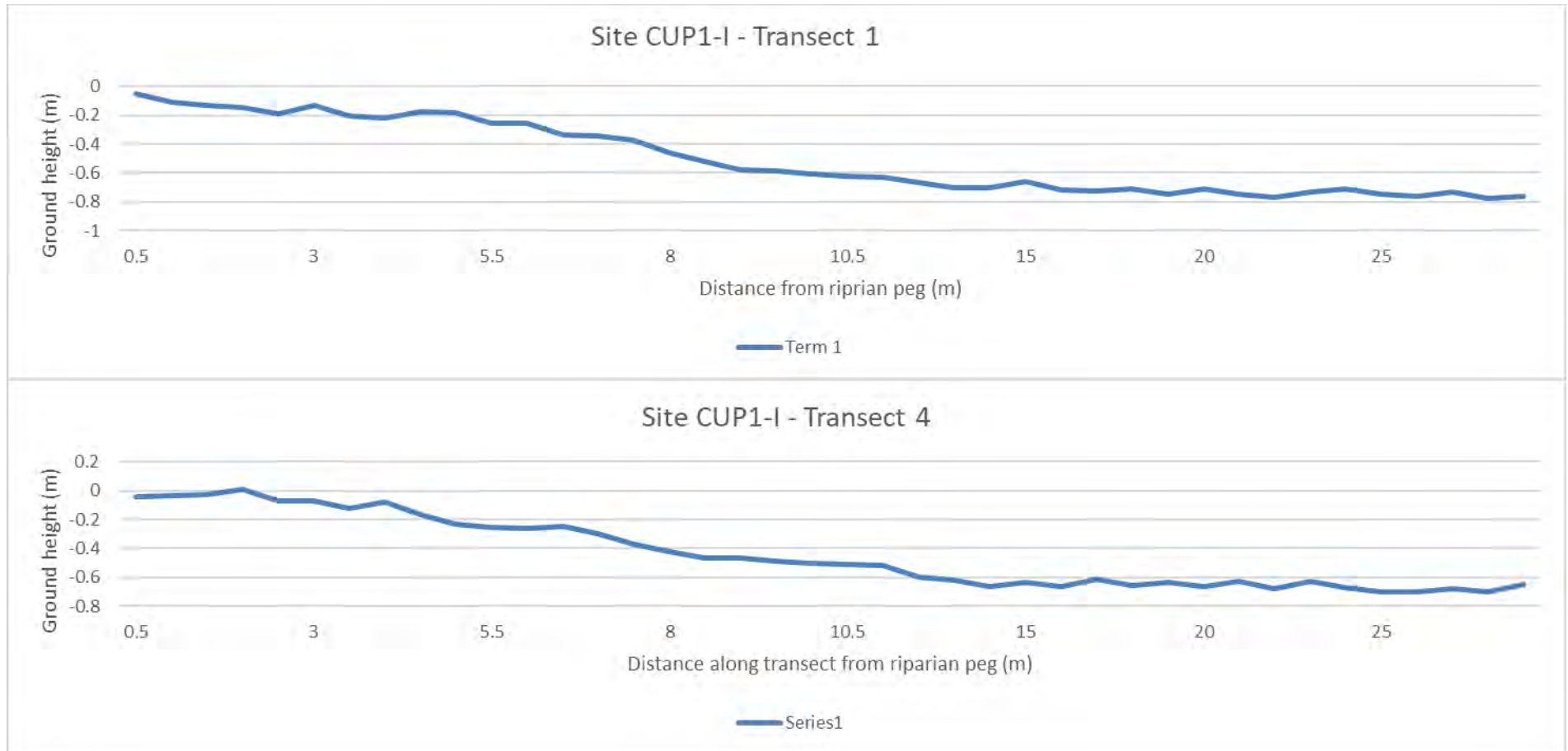
Vegetation Type	Species	Coding
Mangrove	<i>Avicennia marina</i>	AM
	<i>River Mangroves</i>	RM
Intertidal	<i>Sporobolus virginicus</i>	SQ
	<i>Juncus kraussii</i>	JK
	<i>Baumea juncea</i>	BJ
	<i>Sarcocornia quinqueflora</i>	SV
	<i>Suaeda australis</i>	SA
Riparian	<i>Asparagus sp.</i>	AF
	<i>Lobelia</i>	AL
	<i>Alternanthera</i>	ALT
	<i>Viola hederacea</i>	AV
	<i>Buffalo grass - Stenotaphrunisp</i>	BG
	<i>Sellieria sp.</i>	BS
	<i>Carpobrotus</i>	CA
	<i>Cynodon dactylon</i>	CD
	<i>Cogon grass (need to check ID)</i>	CG
	<i>Cape Ivy - Delairea odorata</i>	CI
	<i>Edrastina</i>	ED
	<i>French Flax</i>	FF
	<i>Ghania sp.</i>	GH
	<i>Glassworts</i>	GW
	<i>Hydrocotyle</i>	HD
	<i>Hypochaeris</i>	HY
	<i>Ichnocarpus</i>	IC
	<i>Ipomoea</i>	IP
	<i>Lantana camara</i>	LC
	<i>Mikania micrantha</i>	MK
	<i>Nightshade - Solanumincanum</i>	NS
	<i>Oplismenus</i>	OP
	<i>Phragmites australis</i>	PA
	<i>Parsonsia straminea</i>	PS
	<i>Pittostrum</i>	PT
	<i>Rhagodia candolleana</i>	RC
	<i>Riparian Grass</i>	RG
<i>Ranunculus</i>	RN	
<i>Spreading nut heads - Sphaeromorphae australis</i>	SH	
<i>Star jasmine</i>	SJ	

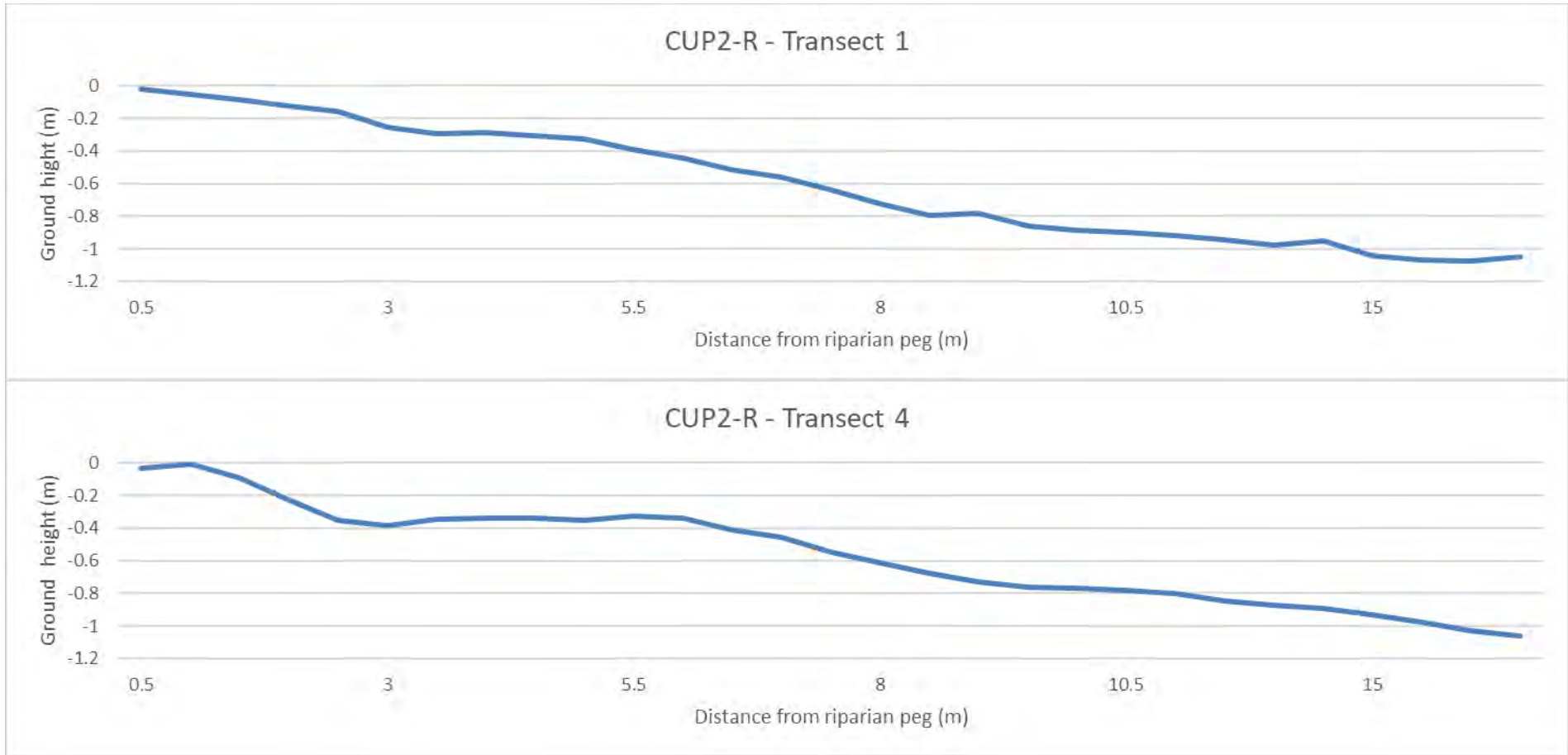
	<i>Common Sowthistle - Sonchus</i>	SO
	<i>Sea primrose</i>	SP
	<i>Stinkvine</i>	SV
	<i>Tetragonia tetragonoides</i>	TT
	<i>Wahlenbergia - check I naturalist</i>	WAH
	<i>Climbing dayflower: Commelina.sp</i>	WM
Trees	<i>African boxthorn</i>	AB
	<i>Casuarina glauca</i>	C
	<i>Cyprus.sp.</i>	CP
	<i>Casuarina sappling</i>	CS
	<i>Melaleuca</i>	ML
Abiotic	<i>Bare Mud</i>	BM
	<i>Casuarina wrack</i>	CW
	<i>Debris</i>	D
	<i>Eucalyptus leaf wrack</i>	EW
	<i>Rubbish</i>	R
	<i>Zostera wrack</i>	ZW

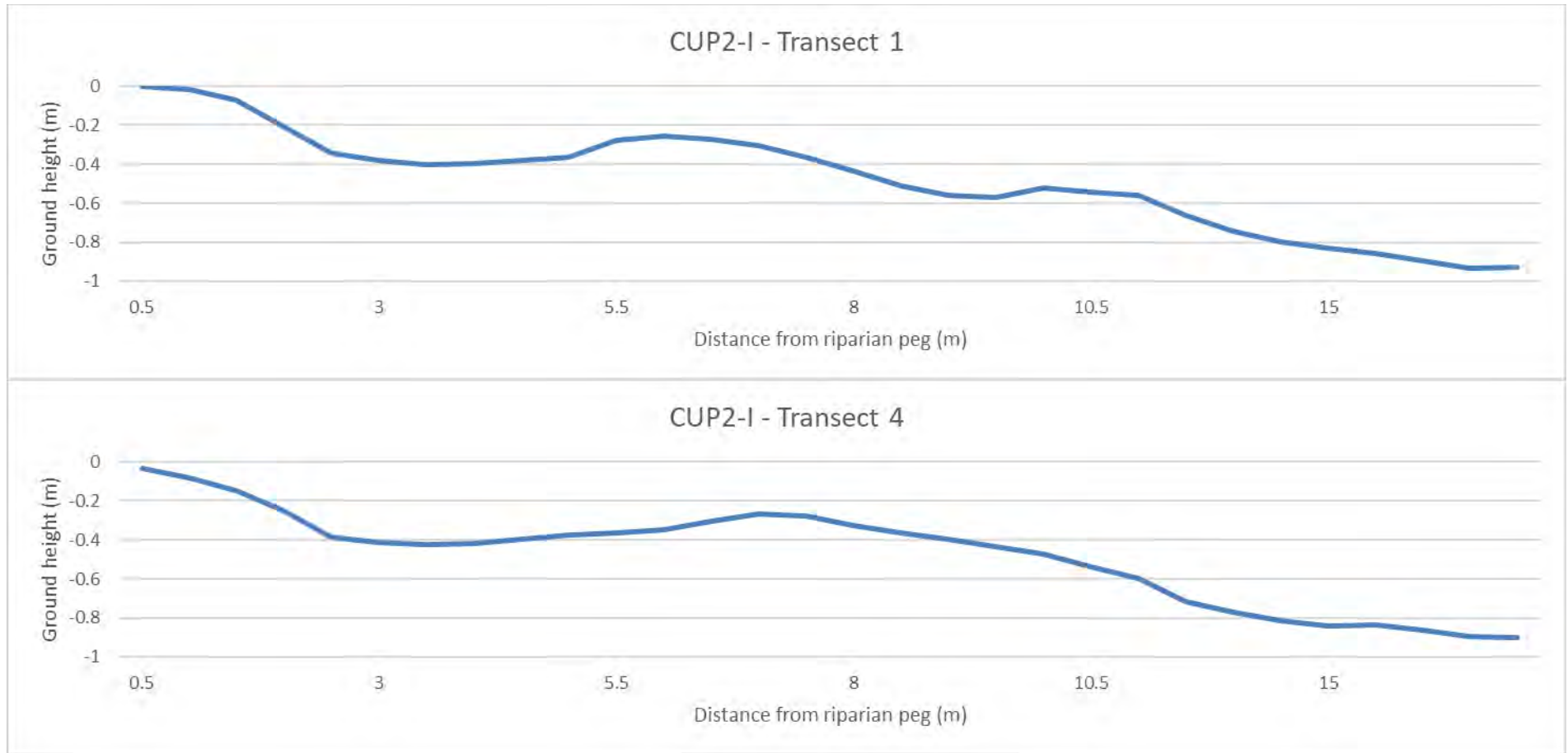
## APPENDIX C2 INTERTIDAL HEIGHT PROFILES

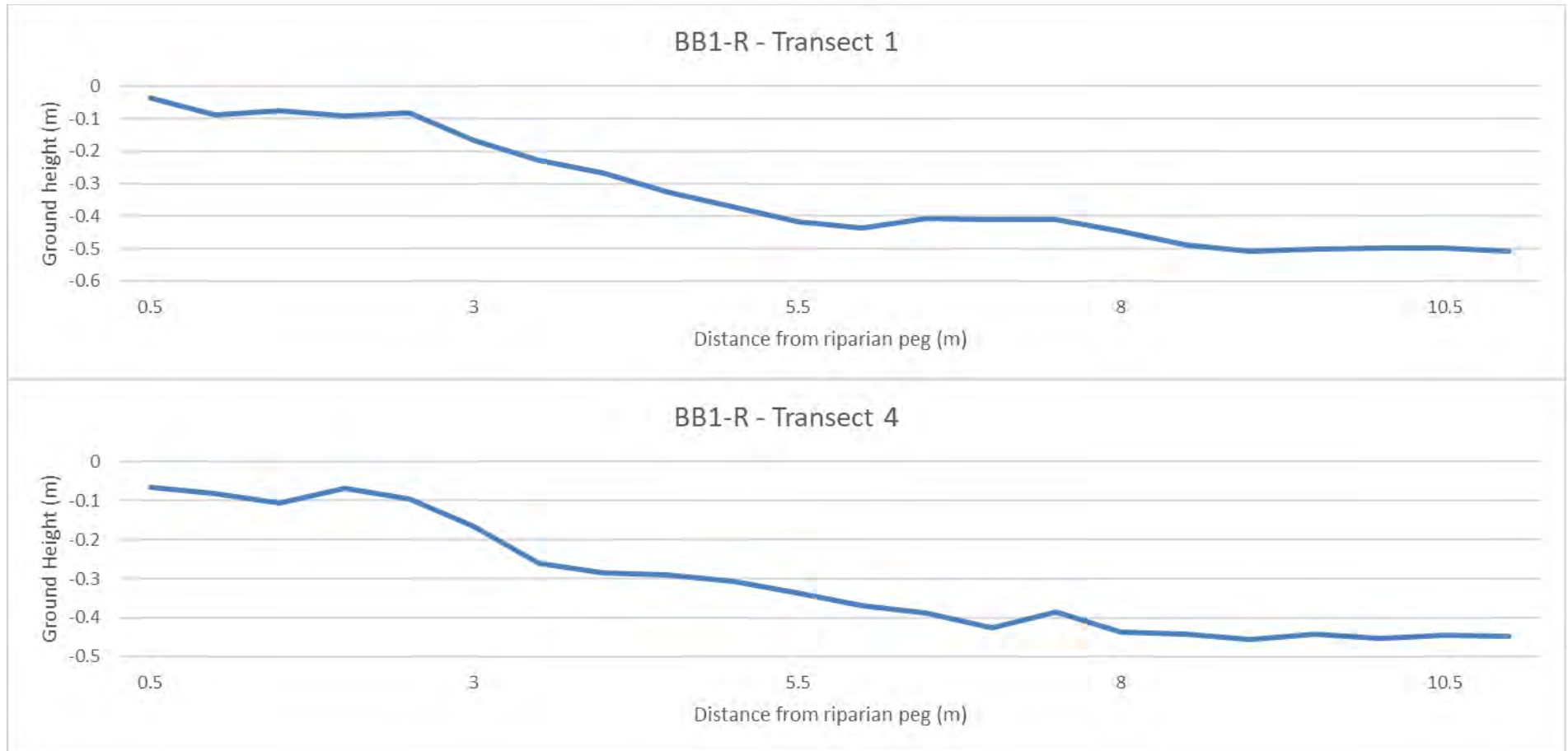


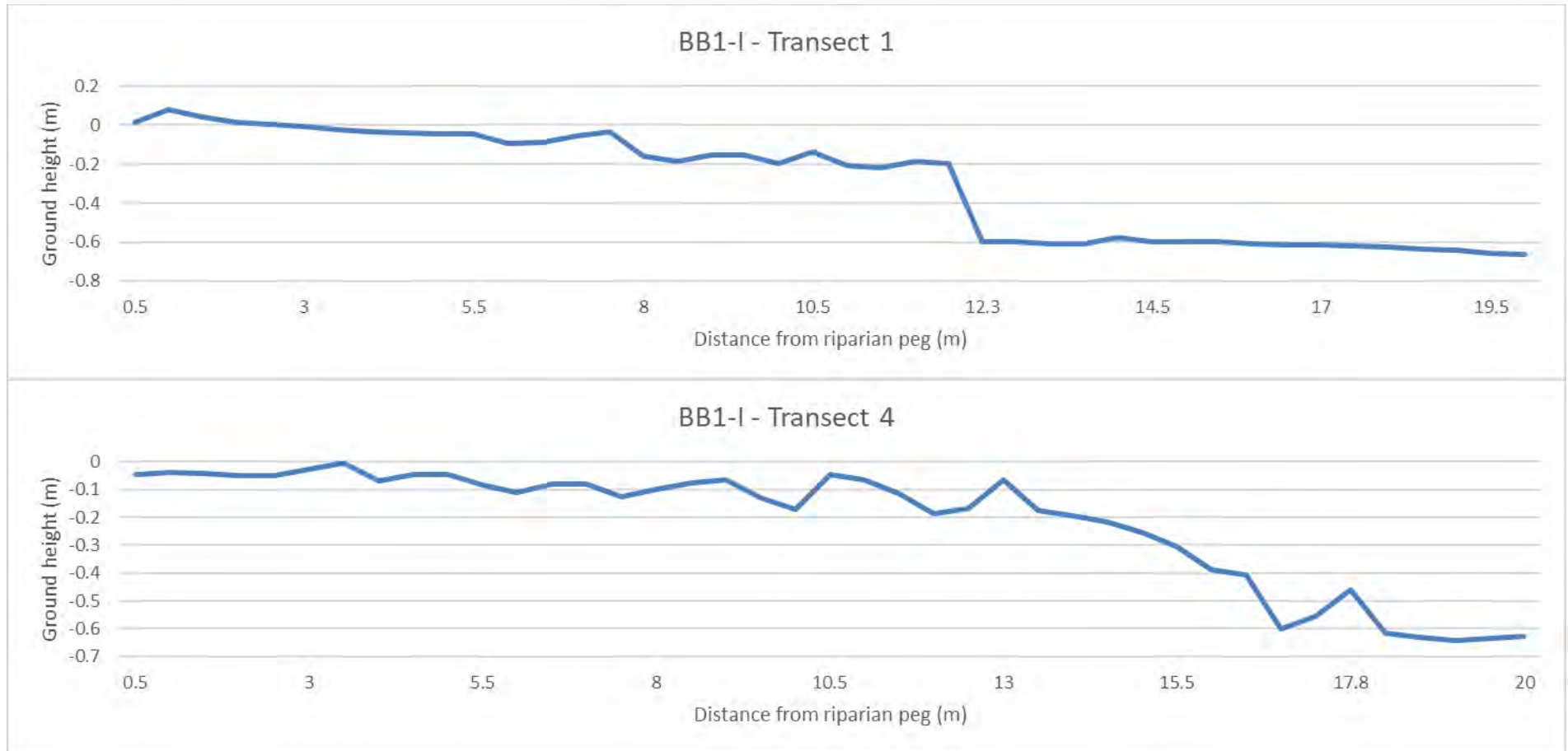




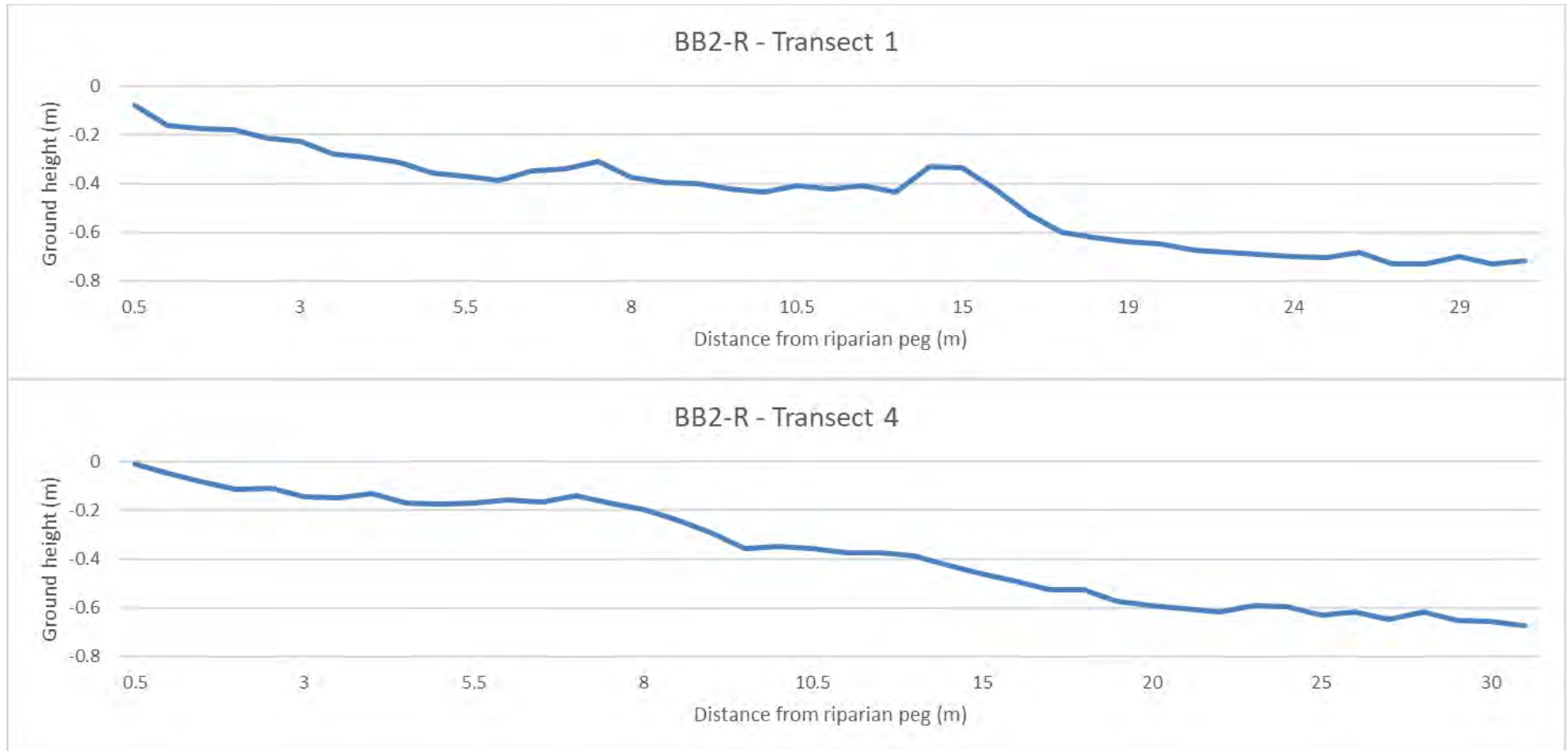


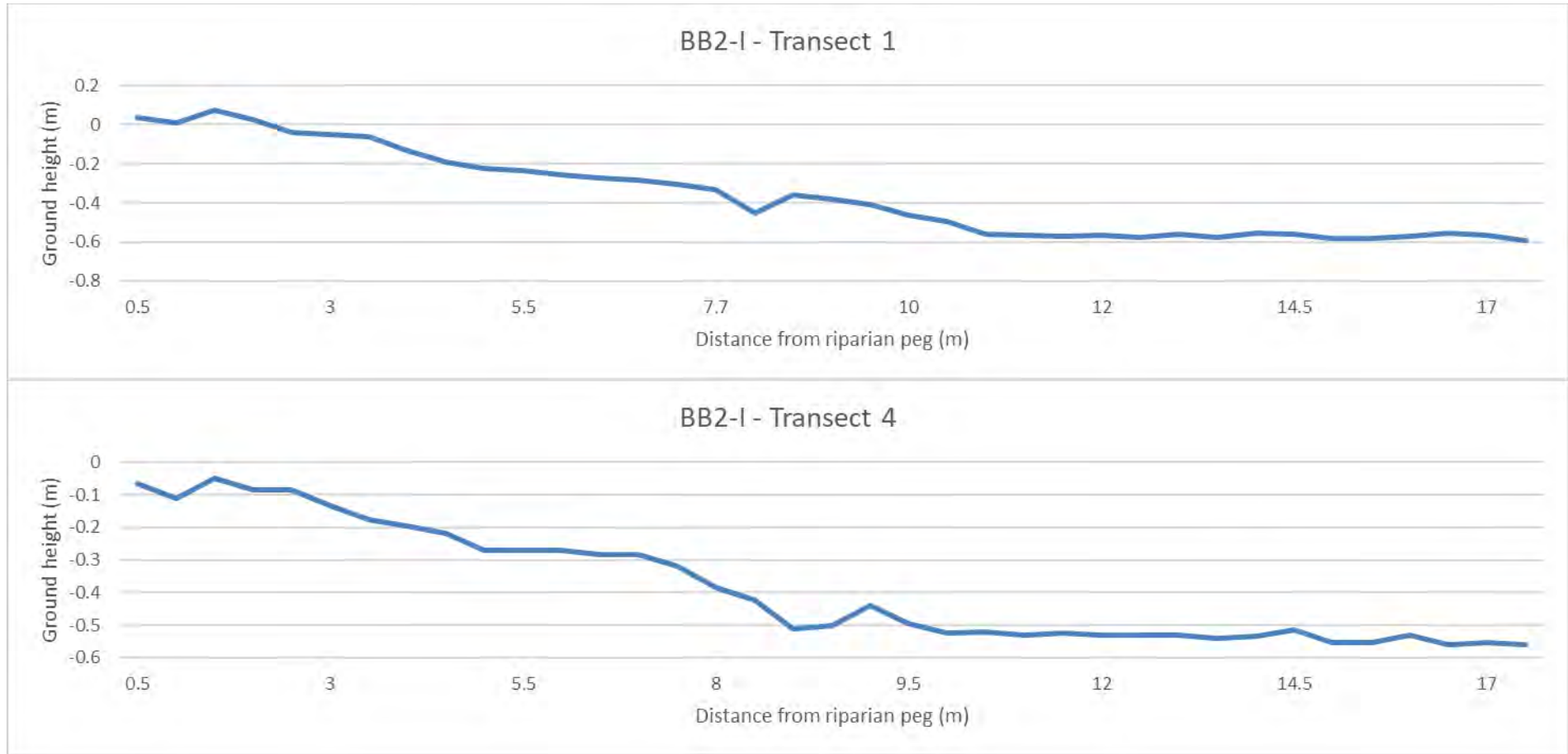








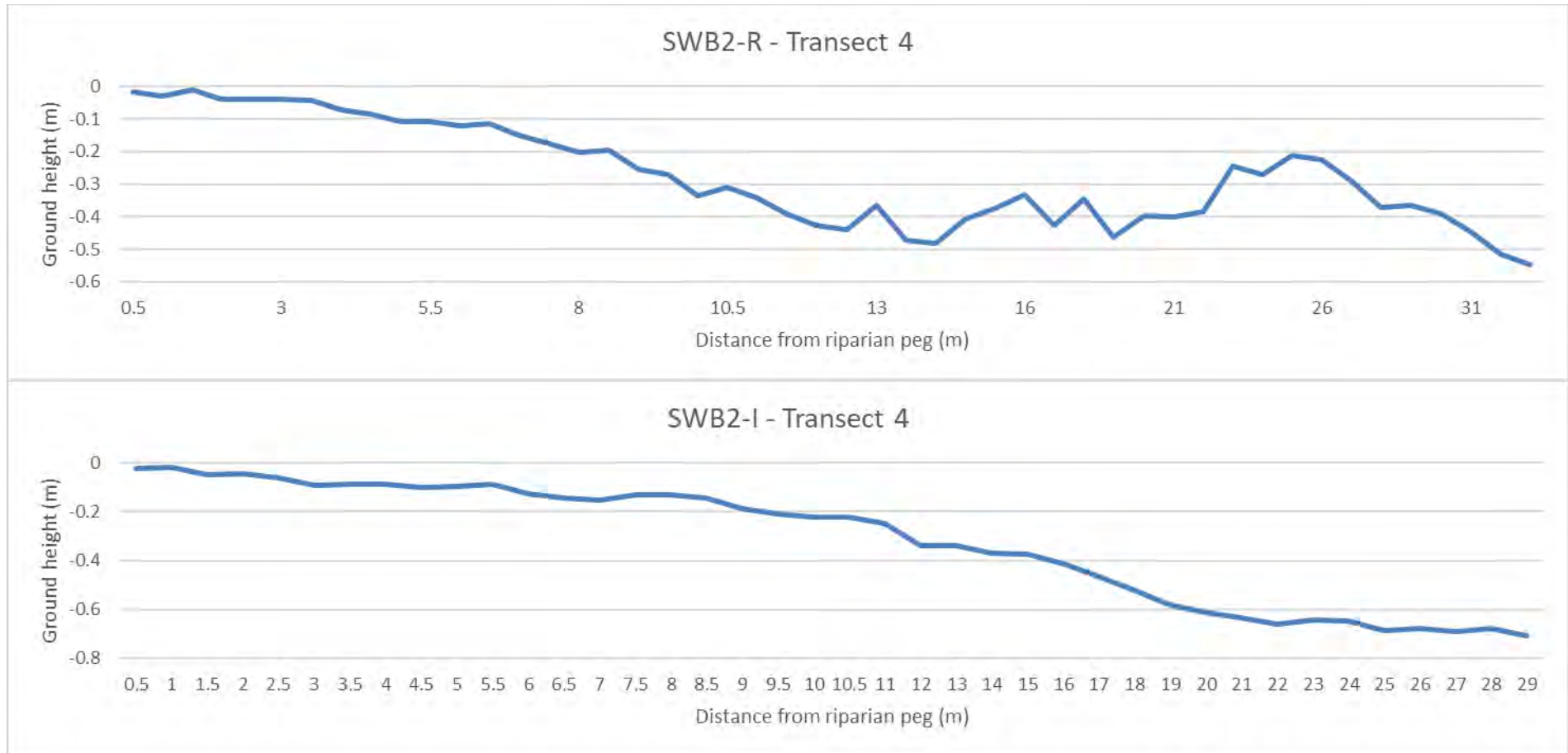




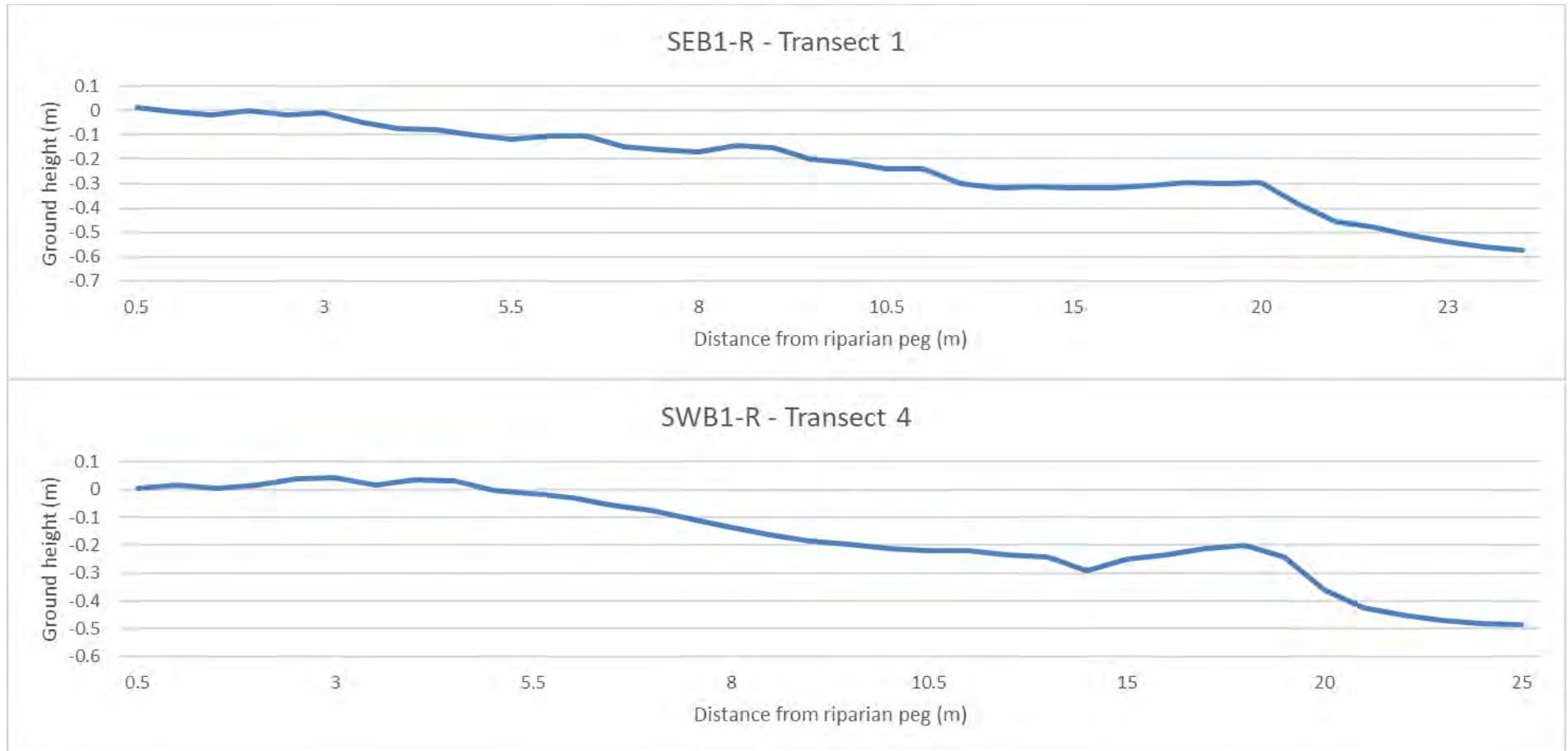


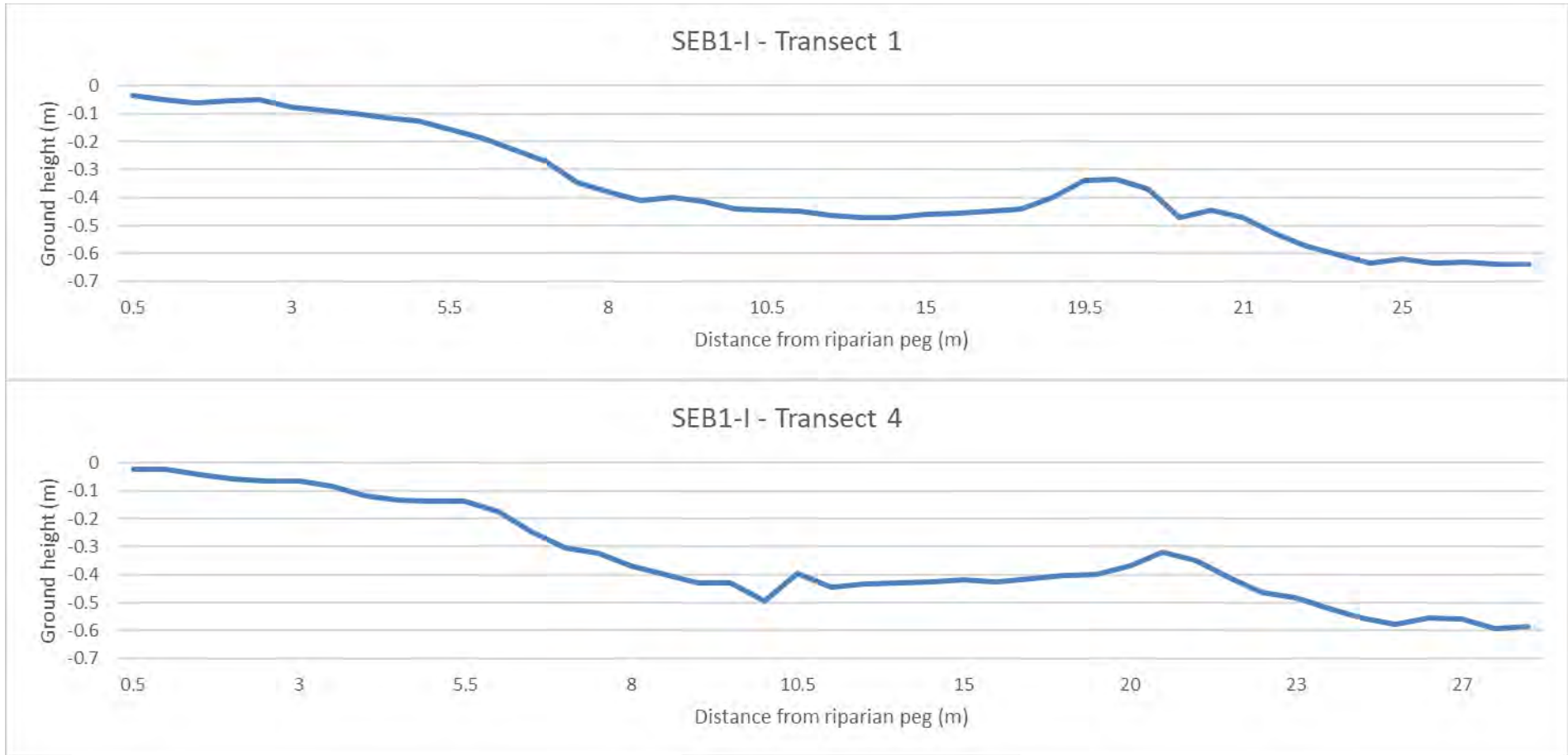


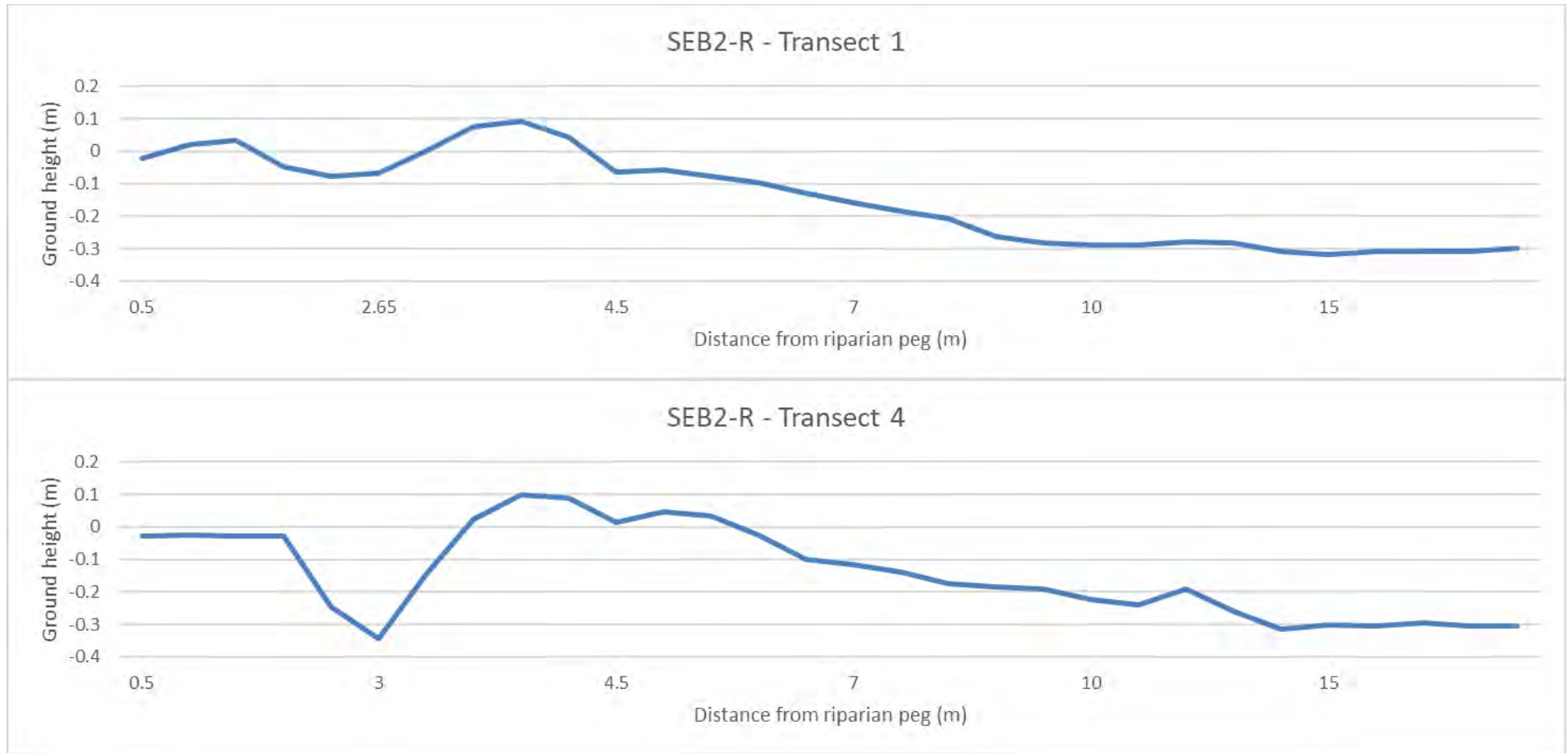


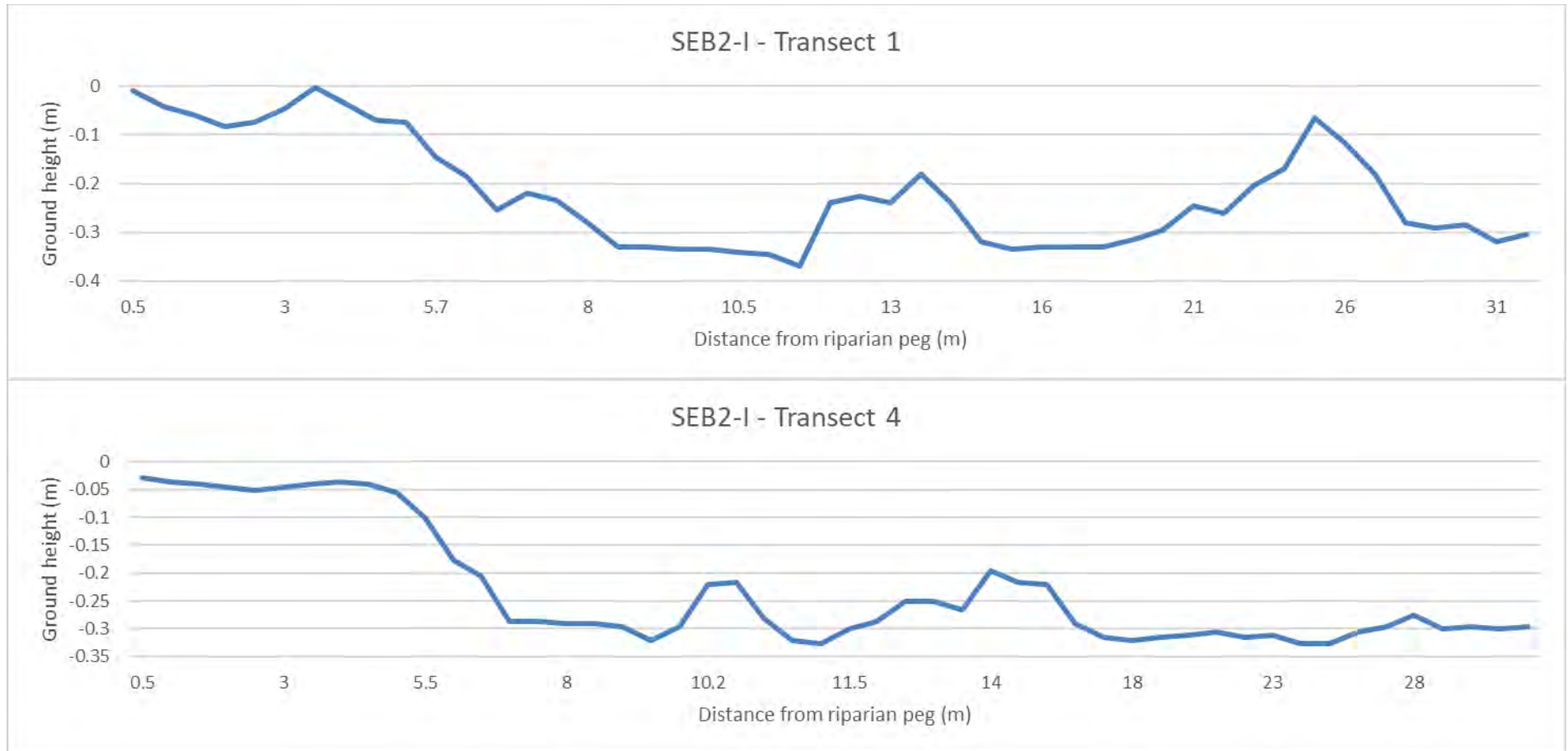


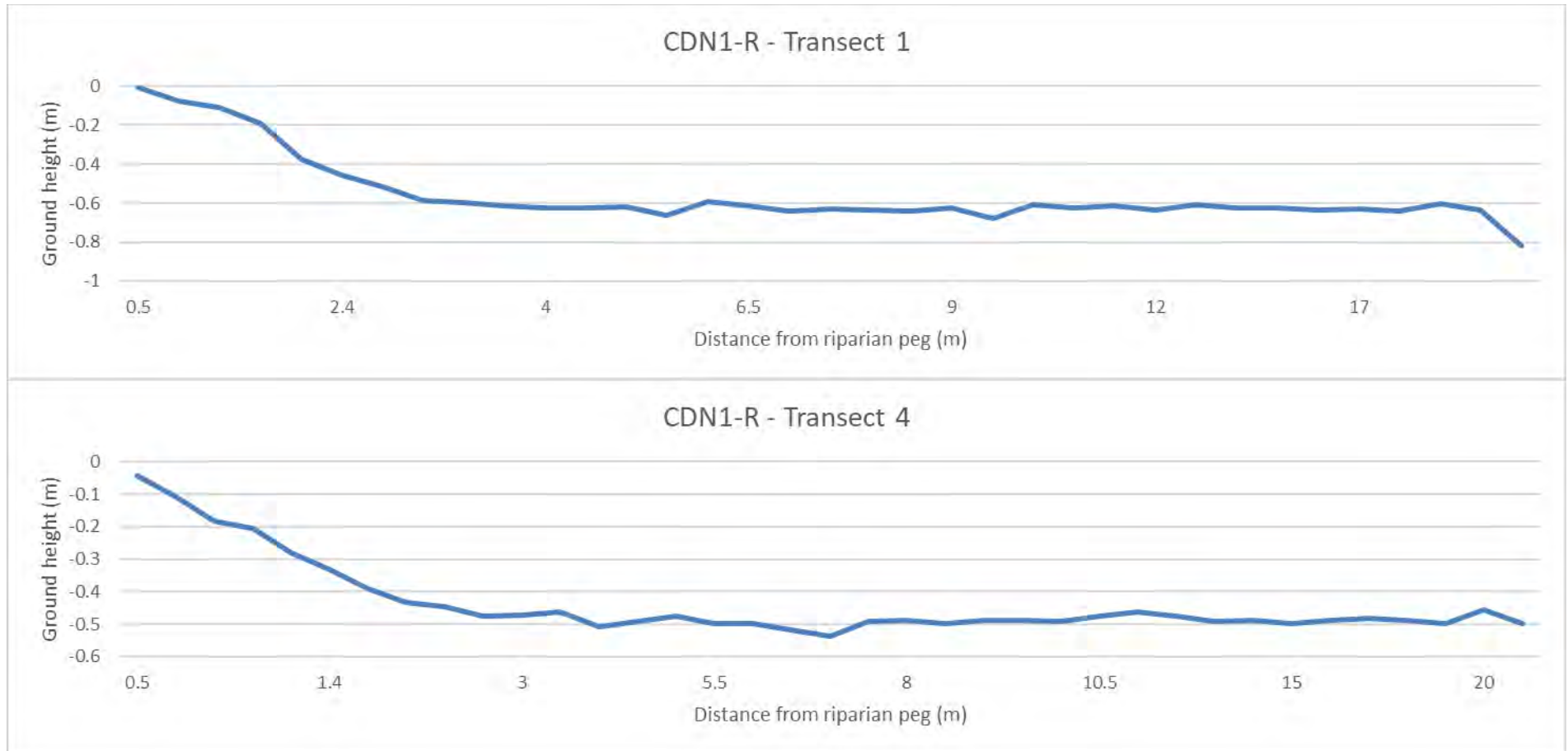


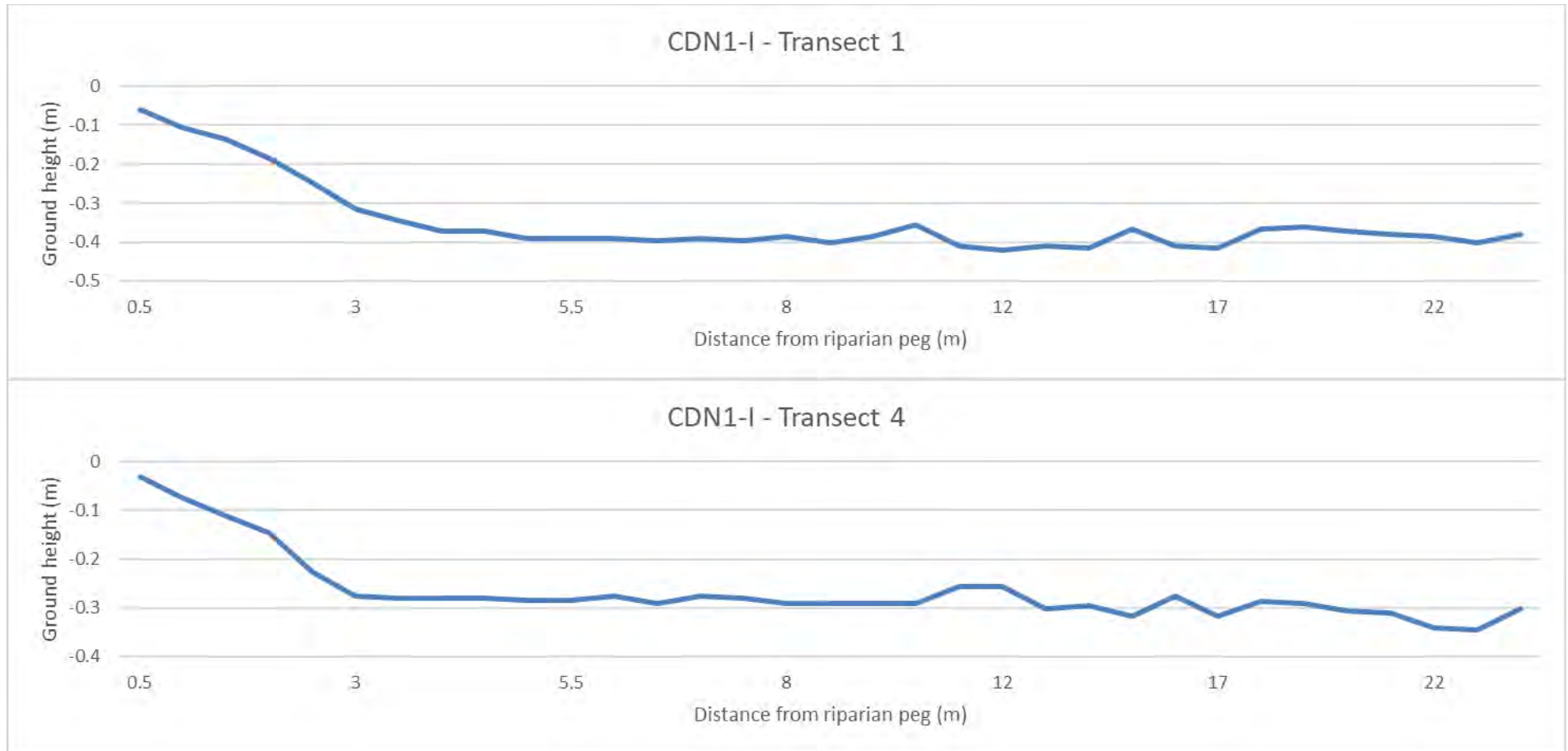




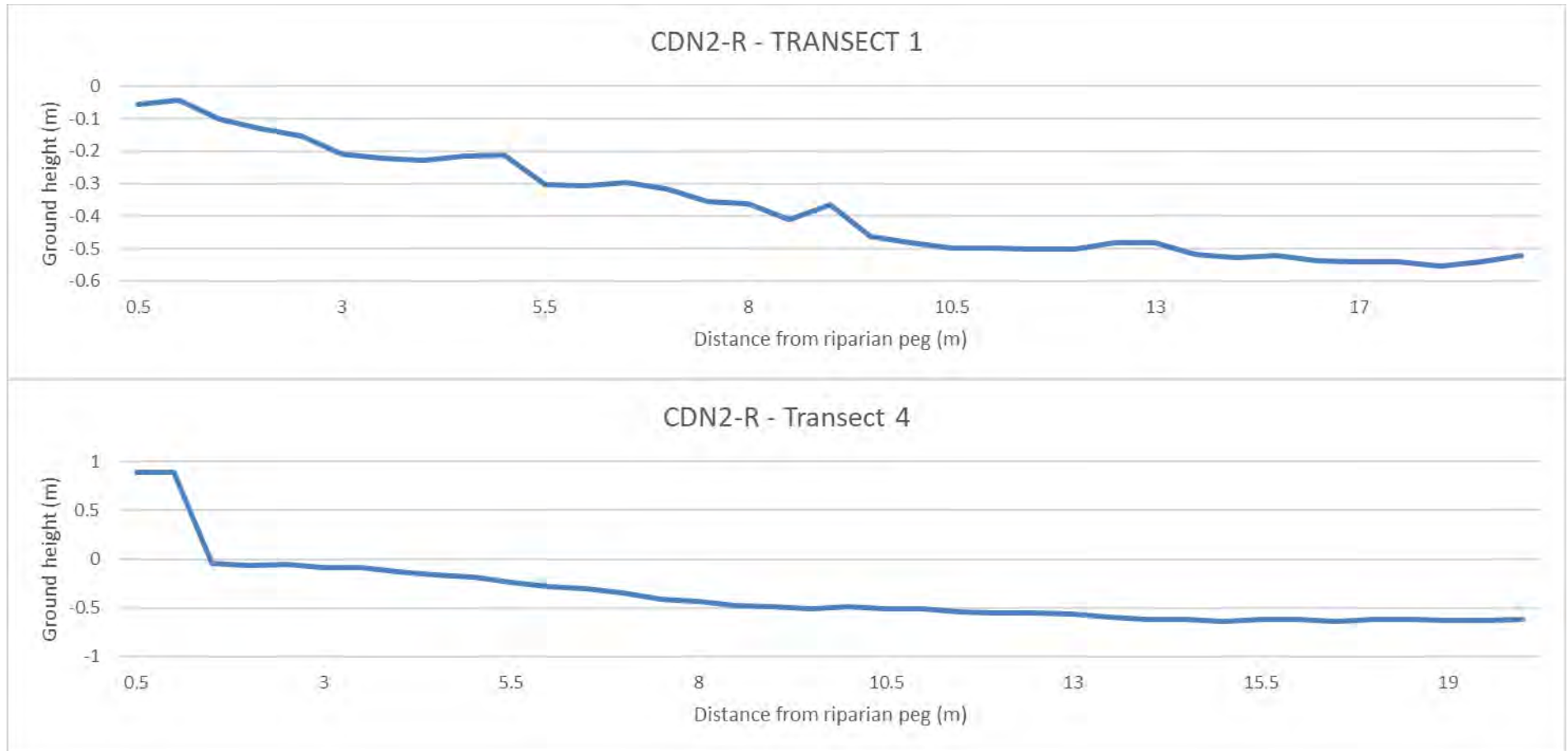


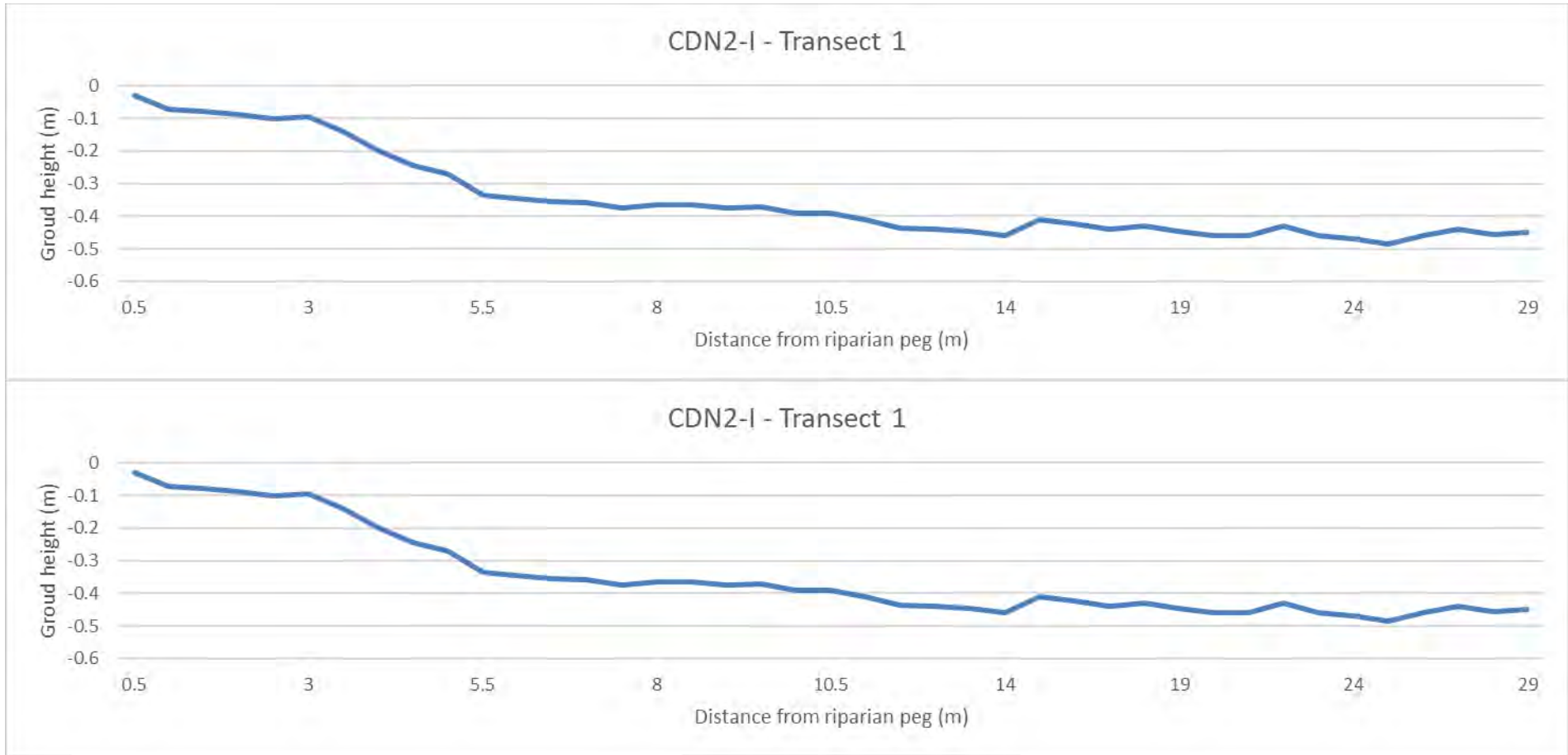















## APPENDIX C3 INTERTIDAL MOSAIC PLOTS



CUP1-I	
	BJ + casuarina seedlings + RG
	BJ + JK
	Dense JK + BJ + SQ
	SQ
	BM + some SQ + PN + SD + SP + AD
	Medium density SQ + some mangrove SD, SP
	Sparse SQ + SD + SP

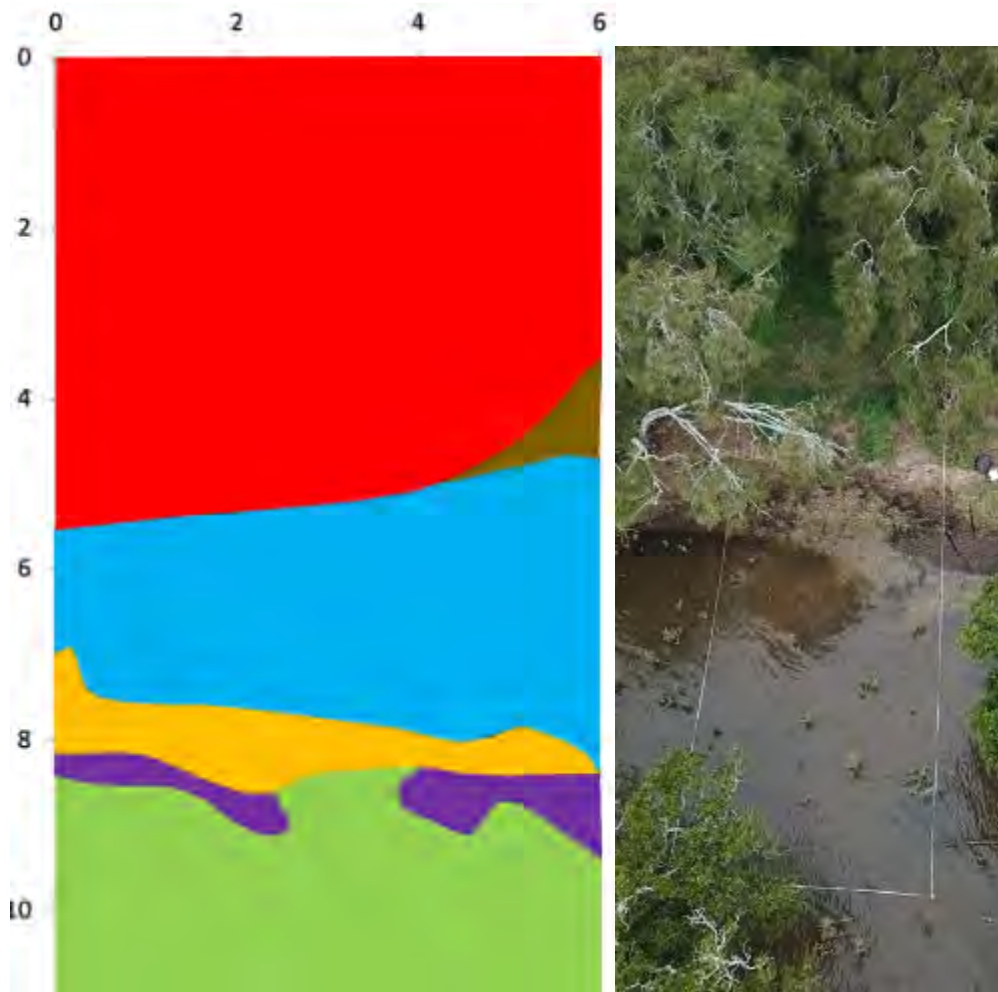


CUP1-R	
	Casuarina and seedlings + CW + BS + AL
	JK + CD + SQ on outer edge
	SQ + JK + Islands with casuarina
	SQ
	BM
	SP + SD + PN + SQ + Islands of JK
	JK + SQ
	Adult mangroves (dwarf?) + SD + PN + SP + sparse SQ




CUP2-I	
	NZ spinach (TT) + African boxthorn (AB) + BG + Nightshade (NS) + CD
	BM + some adult grey mangroves + some CD coming in from riparian 1
	JK + SA + some small AD mangroves
	Zos wrack smothering salt marsh, likely SQ + some SA + mangroves poking through
	SQ + some SA + few mangroves
	Zos wrack
	Course sands with shells + little amounts of PN inshore although some sapling and seedlings shooting up








Cup2-R	
	BG + NZ Spinach (TT) + Commelina sp (WM) + some casuarina wrack (CW)
	Bare mud (BM) + CW
	Suaeda (SA)
	Zos and cas wrack + Pneumatophores (PN) + sapling (SP)
	Sarcocornia (SQ) + PN + SP
	Exposed sands + PN (PNs have medium algae) + SP + wrack







BB1-I	
	JK + BJ + Riparian grass
	PN + AD



<b>BB1-R</b>	
	Casuarina + BS + LC + some BJ
	JK + BJ + some SQ
	JK + SQ
	PN + SD + AD

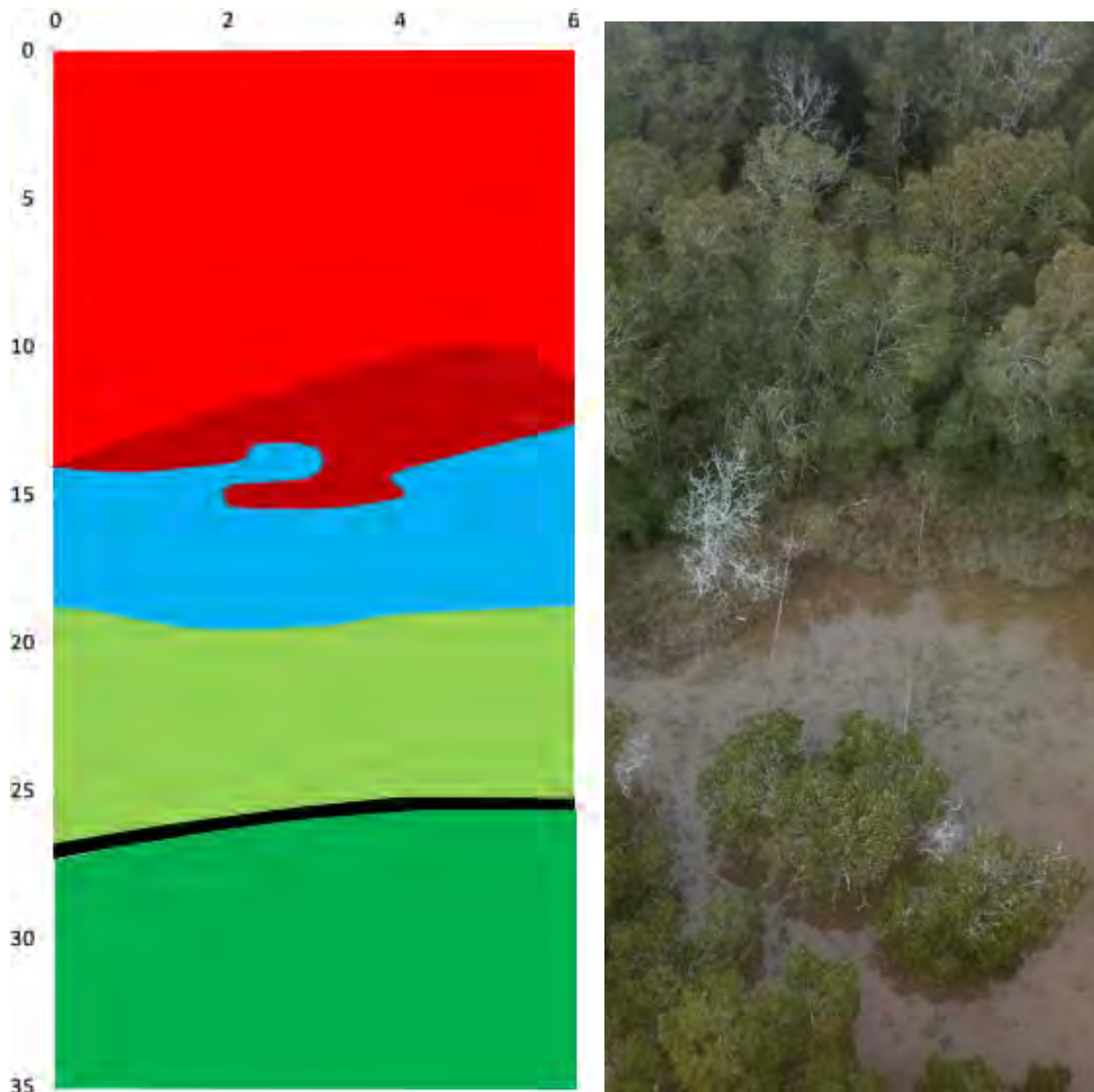


BB2-I	
	Casuarina + Melaleuca + BJ + a little JK + some CD + some PA
	JK + SQ + PA
	PN + SD + AD




BB2-R	
	BS + Ranunculus (RN) + JK + BG + LC + CW + PT + some morning glory ?
	Casuarina + CW + JK + small amounts of SQ
	JK + SQ + CW + Debris
	PN + SD + AD + Sparse SQ



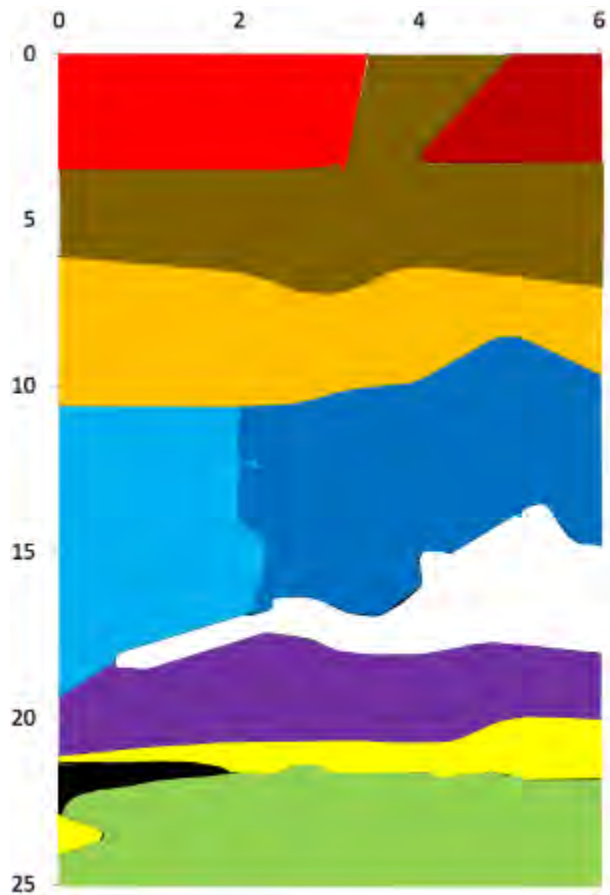













SWB1-R	
	CW + BS + CD + Casuarina + JK + AL
	JK + CW + some SQ
	JK + SQ + CW
	JK + SQ
	Erosion line and Zoss wrack line
	BM + SD + PN











SWB1-I	
	CW + CD + RG + Lobelia (AL) + Basket grass + Lantana (LC) + Pittostrium (PT) + Casuarina
	BJ + JK + Casuarina + PT + CD
	JK + BJ + SQ + Casuarina + BM + CW
	BM
	SQ + BM + clumped JK
	JK + SQ + Casuarina
	SQ + PN + SD + AD






SWB2-I	(need to check coding's)
	NS + BS + BJ + BG + CS + AV
	BS + BJ + LC + AV + RG
	BS + BJ + AV + CS + RG
	JK + BJ + BS
	JK + BJ
	BJ
	BJ + CW + JK
	JK + SQ
	JK + SQ + PN + SP
	Wrack line - CW
	PN + SP (Zos hanging on mangroves from 25 m onwards)



SWB2-R	
	BS + JK + Casuarina + CW + Juvenile casuarina
	JK + some SQ + Casuarina
	PN + SD + BM
	SQ
	SQ + PN
	JK + SQ
	PN+ SP + SD + AD

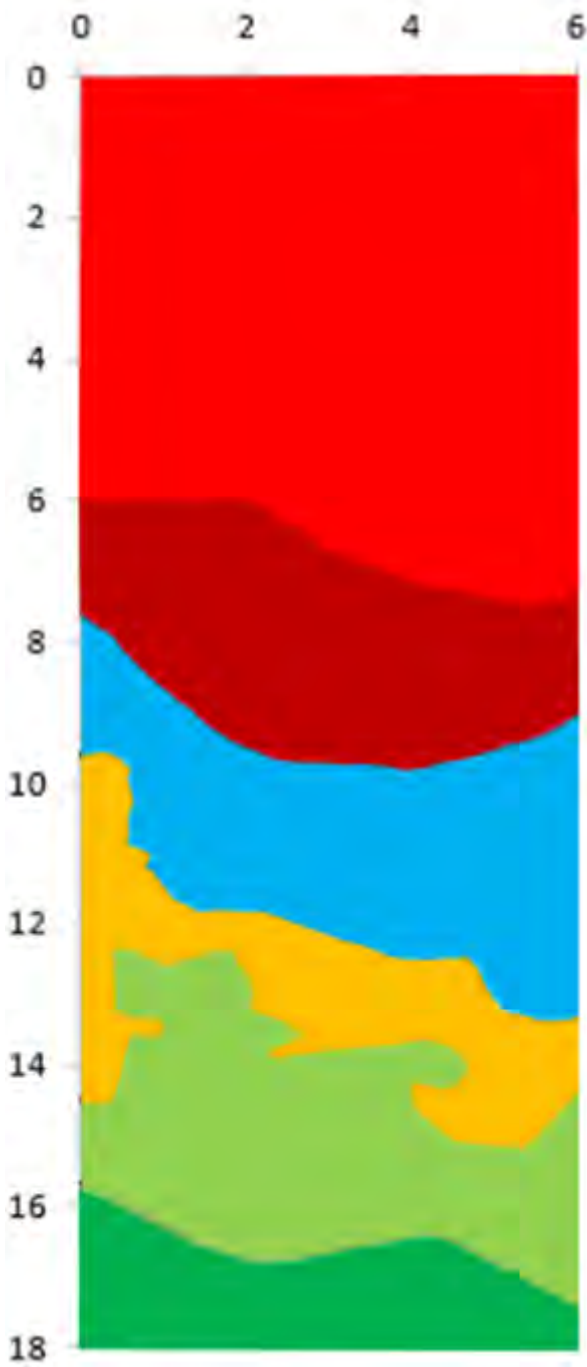








SEB1-R	
	Casuarina + RG + BG + some JK throughout (small amounts) + weeds (cape ivy, Nightshade, Asparagus )
	CD + SQ + JK + TT
	JK + SQ + some SA
	JK + SQ + SA
	SP + SQ + SA + PN
	PN + SP + SD + AD




SEB1-I	
	Casuarina wrack (CW) + few CD
	JK + CD + SQ
	CD + SQ
	SQ
	Bare mud (BM)
	JK + SQ
	SP + PN + sparse SQ
	All Mangroves PN, SP, SD, AD.






SEB2-R	
	CW + CD + AF + Some JK
	SQ + JK + CD
	JK + SQ
	Less dense SQ + PN + Edging saplings
	PN + SP
	PN + SP + SD + AD




SEB2-I	
	Casuarina, wrack + a couple of juvenile casuarina (0.5m), AF + RG + CD + 1 or 2 stems of JK
	SQ + JK
	Bare mud (BM) + some PN (rainbow surface sheen on first bare patch)
	SQ (sparse to medium) + PN
	Bare mud (BM) + PN + very very very sparse SQ + saplings
	SQ (sparse to medium) + adult mangrove + PN
	Dense JK
	JK + river mangroves(>1.5m and budding) + a couple of grey mangroves (>1.5m – adults) + PN
	PN + SQ + saplings (SP) + adult (AD)
	PN + some SP + Adult mangroves (AD)







<u>CDN1- I</u>	
	CW + CD little JK + Eucalyptus wrack
	JK + SQ + CW + Eucalyptus wrack + lots of rubbish
	PN + SQ + BM + Iso AD + 1-2 SP
	PN + SP + SD + AD + sparse SQ (Dominated by very large AD )
	PN + SP + SD + AD + BM + sparse SQ clumped throughout



CDN1-R	
	CD + some JK + C + CW + small CD
	SQ + BM + CH
	SQ + PN + some SP
	SQ + PN + SP + SD + some AD
	PN + BM + AD + SD + SP



<u>CDN2-I</u>	
	JK + AL + CW + C + GH + ALT
	JK
	JK + SQ some SD + some SP some PN
	SQ + PN + SP + SD + AD
	SQ + some PN
	SQ + PN SP SD
	Little SQ + BM + PN + SP + SD + AD
	Very large AD dominating



CDN2-R	
	CD + SQ TT IC + CA + SON
	SQ + some SP + D + SA
	SQ + BM + some SP, SD + 2 Isolated AD
	BM
	PN + SP + SD +M



**CUP1-I Transect 1 Site photos**

Looking up Transect 1

16/5/23



Photos not taken

Looking down transect 1

16/5/23



Photos not taken

**CUP1-R Transect 1 Site photos**

Looking up Transect 1

4/5/23

Photos not taken



Looking down transect 1

4/5/23

Photos not taken





**CUP2-I Transect 1 Site photos**

Looking up Transect 1

4/5/23

Photos not taken



Looking down transect 1

4/5/23

Photos not taken



**CUP2-R Transect 1 Site photos**

Looking up Transect 1

3/3/23



4/5/23



Looking down transect 1

3/3/23



4/5/23



**BB1-I Transect 1 Site photos**

Looking up Transect 1

12/4/23



5/5/23



Looking down transect 1

12/4/23



5/5/23





**BB1-R Transect 1 Site photos**

Looking up Transect 1

12/4/23



5/5/23



Looking down transect 1

12/4/23



5/5/23



**BB2-I Transect 1 Site photos**

Looking up Transect 1

12/4/23



3/5/23



Looking down transect 1

12/4/23



3/5/23





**BB2-R Transect 1 Site photos**

Looking up Transect 1

29/3/23



3/5/23



Looking down transect 1

29/3/23



3/5/23



**SWB1-I Transect 1 Site photos**

Looking up Transect 1

21/3/23



2/5/23



Looking down transect 1

21/3/23



2/5/23





**SWB1-R Transect 1 Site photos**

Looking up Transect 1

21/3/23



2/5/23



Looking down transect 1

21/3/23



2/5/23



**SWB2-I Transect 1 Site photos**

Looking up Transect 1

6/3/23



2/5/23



Looking down transect 1

6/3/23



2/5/23





**SWB2-R Transect 1 Site photos**

Looking up Transect 1

20/3/23



2/5/23



Looking down transect 1

20/3/23



2/5/23





**SEB1-I Transect 1 Site photos**

Looking up Transect 1

1/3/23



Photos not taken

Looking down transect 1

1/3/23



Photos not taken

**SEB1-R Transect 1 Site photos**

Looking up Transect 1

2/3/23



Photos not taken

Looking down transect 1

2/3/23



Photos not taken

**CDN1-I Transect 1 Site photos**

Looking up Transect 1

28/2/23



24/5/23



Looking down transect 1

28/2/23



24/5/23





**CDN1-R Transect 1 Site photos**

Looking up Transect 1

28/2/23



24/5/23



Looking down transect 1

28/2/23



24/5/23



**CDN2-I Transect 1 Site photos**

**Looking up Transect 1**

27/2/23



17/5/23



**Looking down transect 1**

27/2/23



17/5/23





**CDN2-R Transect 4 Site photos**

Looking up Transect 4

27/2/23



17/5/23



Looking down transect 4

27/2/23



17/5/23



## APPENDIX C-4

<b>Intertidal Transect Riparian Drip Line Results - Term 1</b>				
Site	Transect			
	1	2	3	4
CUP1-I	12.1	12.2	12.1	13.4
CUP1-R	11.4	10.8	10.9	10
CUP2-I	8	8.3	8.7	7.7
CUP2-R	11.3	6.8	6.7	7.8
BB1-I	18.5	18.2	17.5	17.7
BB1-R	10.5	7.3	8.6	11.9
BB2-I	6.9	5.6	3.7	6.3
BB2-R	11	11	11.4	11
SWB1-I	25	27.3	29	27
SWB1-R	14.2	13.2	12.6	19.1
SWB2-I	20.2	18.6	17.9	18
SWB2-R	12.2	15.1	14.5	14.3
SEB1-I	11.6	10	10.5	9.8
SEB1-R	9.6	9.3	11.1	2.6
SEB2-I	4.5	7.5	7.6	9.2
SEB2-R	8.4	9.1	8.9	8.7
CDN1-I	5.3	5.6	5.5	3.5
CDN1-R	4.4	3.5	3.6	2.7
CDN2-I	1.8	1.5	0	1.6
CDN2-R	0	0	0	0



## APPENDIX C5 PRE & POST WET WEATHER SITE PHOTOS

**SEB2-R** – Looking up transect 1



**SEB2-R** – Looking down transect 1





**SEB2-R** – Looking up transect 4




**SEB2-R** – Looking down transect 4





**SEB2-I** – Looking up transect 1



**SEB2-I** – Looking down transect 1





**SEB2-I – Looking up transect 4**



**SEB2-I – Looking down transect 4**



## APPENDIX D

### SUBTIDAL SEAGRASS MONITORING DATA

Subtidal Seagrass Monitoring Data													
Site	Term	Rep	# leaves	Foil weight	Dry Weight	Ash Weight	Actual Dry	Actual Ash	Total Organic	Leaf Length	Leaf Area	Sediment Weight (cm <sup>2</sup> )	Algae Weight (cm <sup>2</sup> )
Cdn1	Pilot	1	20	2.53	1.85	3.51	1.07	0.98	0.09	25	30	0.0016	0.0002
Cdn1	Pilot	2	20	2.66	1.89	3.68	1.11	1.02	0.09	25	30	0.0017	0.0002
Cdn2	Pilot	1	20	2.97	3.1	5.13	2.33	2.16	0.17	25	30	0.0036	0.0003
Cdn2	Pilot	2	19	2.66	1.81	3.58	1.03	0.92	0.11	25	30	0.0016	0.0002
Cup1	Pilot	1	17	2.71	1.96	3.69	1.23	0.98	0.25	25	30	0.0019	0.0005
Cup1	Pilot	2	18	2.44	1.75	3.16	0.98	0.72	0.26	25	30	0.0013	0.0005
Cup2	Pilot	1	20	2.91	2.37	4.27	1.61	1.36	0.25	25	30	0.0023	0.0004
Cup2	Pilot	2	20	3.05	2.24	4.26	1.47	1.21	0.26	25	30	0.0020	0.0004
BB1	Pilot	1	20	2.57	5.72	7.15	4.96	4.58	0.38	25	30	0.0076	0.0006
BB1	Pilot	2	20	2.7	3.7	5.43	2.98	2.73	0.25	25	30	0.0046	0.0004
BB2	Pilot	1	20	2.72	2.45	4.28	1.67	1.56	0.11	25	30	0.0026	0.0002
BB2	Pilot	2	20	2.44	3.18	4.53	2.46	2.09	0.37	25	30	0.0035	0.0006
SWB1	Pilot	1	18	2.6	6.26	6.22	5.5	3.62	1.88	25	30	0.0067	0.0035
SWB1	Pilot	2	20	2.46	8.27	9.55	7.54	7.09	0.45	25	30	0.0118	0.0007
SWB2	Pilot	1	13	2.7	5.65	7.19	4.9	4.49	0.41	25	30	0.0115	0.0011
SWB2	Pilot	2	20	2.41	4.68	6.22	3.97	3.81	0.16	25	30	0.0064	0.0003
SEB1	Pilot	1	20	2.06	2.03	3.21	1.3	1.15	0.15	25	30	0.0019	0.0003
SEB1	Pilot	2	20	2.5	3.88	5.2	3.11	2.7	0.41	25	30	0.0045	0.0007
SEB2	Pilot	1	19	2.11	1.79	3.06	1.06	0.95	0.11	25	30	0.0017	0.0002
SEB2	Pilot	2	20	2.47	2.09	3.61	1.33	1.14	0.19	25	30	0.0019	0.0003
Cdn1	Term 1	1	16	2.42	7.86	7.26	5.44	4.84	0.6	30	36	0.0084	0.0010
Cdn1	Term 1	2	16	2.71	6.47	5.96	3.76	3.25	0.51	30	36	0.0056	0.0009
Cdn1	Term 1	3	16	2.76	7.73	7.12	4.97	4.36	0.61	30	36	0.0076	0.0011
Cdn2	Term 1	1	16	2.46	5.82	5.3	3.36	2.84	0.52	30	36	0.0049	0.0009
Cdn2	Term 1	2	16	2.54	6.32	5.8	3.78	3.26	0.52	30	36	0.0057	0.0009
Cdn2	Term 1	3	16	2.98	6.37	5.82	3.39	2.84	0.55	30	36	0.0049	0.0010
Cup1	Term 1	1	16	3.11	4.29	4.18	1.18	1.07	0.11	30	36	0.0019	0.0002
Cup1	Term 1	2	16	3.06	4.78	4.51	1.72	1.45	0.27	30	36	0.0025	0.0005
Cup1	Term 1	3	15	3.18	5.76	5.34	2.58	2.16	0.42	30	36	0.0040	0.0008
Cup2	Term 1	1	16	2.75	3.85	3.63	1.1	0.88	0.22	30	36	0.0015	0.0004
Cup2	Term 1	2	16	2.57	3.63	3.4	1.06	0.83	0.23	30	36	0.0014	0.0004
Cup2	Term 1	3	16	2.62	3.72	3.5	1.1	0.88	0.22	30	36	0.0015	0.0004
BB1	Term 1	1	16	2.08	5.09	4.76	3.01	2.68	0.33	30	36	0.0047	0.0006
BB1	Term 1	2	16	3	9.44	8.93	6.44	5.93	0.51	30	36	0.0103	0.0009

BB1	Term 1	3	16	2.34	5.48	5.14	3.14	2.8	0.34	30	36	0.0049	0.0006
BB2	Term 1	1	16	2.13	3.6	3.27	1.47	1.14	0.33	30	36	0.0020	0.0006
BB2	Term 1	2	16	2.67	4.59	4.29	1.92	1.62	0.3	30	36	0.0028	0.0005
BB2	Term 1	3	16	2.78	4.2	3.95	1.42	1.17	0.25	30	36	0.0020	0.0004
SWB1	Term 1	1	16		sample					30	36		
SWB1	Term 1	2	16		sample					30	36		
SWB1	Term 1	3	16		sample					30	36		
SWB2	Term 1	1	16	2.7	5.62	5.22	2.92	2.52	0.4	30	36	0.0044	0.0007
SWB2	Term 1	2	16	2.51	6.86	6.3	4.35	3.79	0.56	30	36	0.0066	0.0010
SWB2	Term 1	3	16	2.65	7.61	6.98	4.96	4.33	0.63	30	36	0.0075	0.0011
SEB1	Term 1	1	12	2.7	5.93	5.42	3.23	2.72	0.51	30	36	0.0063	0.0012
SEB1	Term 1	2	16	2.48	7.75	6.91	5.27	4.43	0.84	30	36	0.0077	0.0015
SEB1	Term 1	3	16	2.9	7.35	5.64	4.45	2.74	1.71	30	36	0.0048	0.0030
SEB2	Term 1	1	16	2.67	5.54	5.06	2.87	2.39	0.48	30	36	0.0041	0.0008
SEB2	Term 1	2	16	2.47	5.78	5.22	3.31	2.75	0.56	30	36	0.0048	0.0010
SEB2	Term 1	3	16	3.03	6.83	6.31	3.8	3.28	0.52	30	36	0.0057	0.0009
Cdn1	Term 2	1	16	1.69	5.98	5.66	4.29	3.97	0.32	30	36	0.0069	0.0006
Cdn1	Term 2	2	15	1.69	4.41	4.23	2.72	2.54	0.18	30	36	0.0047	0.0003
Cdn1	Term 2	3	16	1.69	4.66	4.42	2.97	2.73	0.24	30	36	0.0047	0.0004
Cdn2	Term 2	1	17	1.7	10.34	9.94	8.64	8.24	0.4	30	36	0.0135	0.0007
Cdn2	Term 2	2	15	1.7	8.65	8.32	6.95	6.62	0.33	30	36	0.0123	0.0006
Cdn2	Term 2	3	16	1.7	5.34	5.08	3.64	3.38	0.26	30	36	0.0059	0.0005
Cup1	Term 2	1	16	1.7	3.51	3.28	1.81	1.58	0.23	30	36	0.0027	0.0004
Cup1	Term 2	2	16	1.7	3.86	3.57	2.16	1.87	0.29	30	36	0.0032	0.0005
Cup1	Term 2	3	12	1.7	2.6	2.46	0.9	0.76	0.14	30	36	0.0018	0.0003
Cup2	Term 2	1	15	1.7	2.8	2.6	1.1	0.9	0.2	30	36	0.0017	0.0004
Cup2	Term 2	2	16	1.7	3.16	2.92	1.46	1.22	0.24	30	36	0.0021	0.0004
Cup2	Term 2	3	16	1.68	2.84	2.63	1.16	0.95	0.21	30	36	0.0016	0.0004
BB1	Term 2	1	16	1.72	3.47	3.24	1.75	1.52	0.23	30	36	0.0026	0.0004
BB1	Term 2	2	16	1.71	3.25	3.06	1.54	1.35	0.19	30	36	0.0023	0.0003
BB1	Term 2	3	16	1.7	3.09	2.92	1.39	1.22	0.17	30	36	0.0021	0.0003
BB2	Term 2	1	15	1.7	4.87	4.45	3.17	2.75	0.42	30	36	0.0051	0.0008
BB2	Term 2	2	16	1.67	3.07	2.87	1.4	1.2	0.2	30	36	0.0021	0.0003
BB2	Term 2	3	16	1.67	4.82	4.43	3.15	2.76	0.39	30	36	0.0048	0.0007
SWB1	Term 2	1			sample					30	36		
SWB1	Term 2	2			Sample					30	36		
SWB1	Term 2	3			Sample					30	36		
SWB2	Term 2	1	16	1.68	4.76	4.54	3.08	2.86	0.22	30	36	0.0050	0.0004
SWB2	Term 2	2	16	1.67	6.95	6.66	5.28	4.99	0.29	30	36	0.0087	0.0005
SWB2	Term 2	3	16	1.67	4.17	3.99	2.5	2.32	0.18	30	36	0.0040	0.0003
SEB1	Term 2	1	14	1.67	6.37	5.98	4.7	4.31	0.39	30	36	0.0086	0.0008
SEB1	Term 2	2	16	1.7	5.87	5.51	4.17	3.81	0.36	30	36	0.0066	0.0006
SEB1	Term 2	3	13	1.68	4.46	4.18	2.78	2.5	0.28	30	36	0.0053	0.0006
SEB2	Term 2	1	15	1.67	4.34	4.08	2.67	2.41	0.26	30	36	0.0045	0.0005
SEB2	Term 2	2	16	1.68	6.37	5.99	4.69	4.31	0.38	30	36	0.0075	0.0007

SEB2	Term 2	3	19	1.69	6.87	6.4	5.18	4.71	0.47	30	36	0.0069	0.0007
Cdn1	Term 3	1	16	1.72	4.66	4.4	2.94	2.68	0.26	30	36	0.0047	0.0005
Cdn1	Term 3	2	16	1.73	3.76	3.59	2.03	1.86	0.17	30	36	0.0032	0.0003
Cdn1	Term 3	3	16	1.78	3.79	3.6	2.01	1.82	0.19	30	36	0.0032	0.0003
Cdn2	Term 3	1	16	1.76	6.8	6.46	5.04	4.7	0.34	30	36	0.0082	0.0006
Cdn2	Term 3	2	15	1.85	5.56	5.24	3.71	3.39	0.32	30	36	0.0063	0.0006
Cdn2	Term 3	3	16	1.76	6.49	6.14	4.73	4.38	0.35	30	36	0.0076	0.0006
Cup1	Term 3	1	16	1.73	3.38	dropped	1.65			30	36		
Cup1	Term 3	2	16	1.73	3.2	2.98	1.47	1.25	0.22	30	36	0.0022	0.0004
Cup1	Term 3	3	16	1.75	3.26	3.07	1.51	1.32	0.19	30	36	0.0023	0.0003
Cup2	Term 3	1	15	1.74	3.56	3.33	1.82	1.59	0.23	30	36	0.0029	0.0004
Cup2	Term 3	2	15	1.72	3.17	3	1.45	1.28	0.17	30	36	0.0024	0.0003
Cup2	Term 3	3	16	1.73	3.15	2.97	1.42	1.24	0.18	30	36	0.0022	0.0003
BB1	Term 3	1	15	1.78	10.12	9.75	8.34	7.97	0.37	30	36	0.0148	0.0007
BB1	Term 3	2	16	1.76	9.54	9.14	7.78	7.38	0.4	30	36	0.0128	0.0007
BB1	Term 3	3	16	1.74	12.06	11.59	10.32	9.85	0.47	30	36	0.0171	0.0008
BB2	Term 3	1	15	1.76	4.39	4.14	2.63	2.38	0.25	30	36	0.0044	0.0005
BB2	Term 3	2	16	1.74	3.13	2.9	1.39	1.16	0.23	30	36	0.0020	0.0004
BB2	Term 3	3	16	1.78	4.17	3.88	2.39	2.1	0.29	30	36	0.0036	0.0005
SWB1	Term 3	1	15	1.72	6.75	6.4	5.03	4.68	0.35	30	36	0.0087	0.0006
SWB1	Term 3	2	15	1.74	7.86	7.46	6.12	5.72	0.4	30	36	0.0106	0.0007
SWB1	Term 3	3	16	1.77	5.5	5.21	3.73	3.44	0.29	30	36	0.0060	0.0005
SWB2	Term 3	1	14	1.78	8.14	7.71	6.36	5.93	0.43	30	36	0.0118	0.0009
SWB2	Term 3	2	16	1.74	11.29	10.69	9.55	8.95	0.6	30	36	0.0155	0.0010
SWB2	Term 3	3	16	1.78	6.89	6.48	5.11	4.7	0.41	30	36	0.0082	0.0007
SEB1	Term 3	1	16	1.77	7.96	7.58	6.19	5.81	0.38	30	36	0.0101	0.0007
SEB1	Term 3	2	16	1.71	10.48	10.04	8.77	8.33	0.44	30	36	0.0145	0.0008
SEB1	Term 3	3	14	1.78	5.97	5.72	4.19	3.94	0.25	30	36	0.0078	0.0005
SEB2	Term 3	1	14	1.69	7	6.77	5.31	5.08	0.23	30	36	0.0101	0.0005
SEB2	Term 3	2	15	1.69	5.89	5.7	4.2	4.01	0.19	30	36	0.0074	0.0004
SEB2	Term 3	3	16	1.69	7.28	7.02	5.59	5.33	0.26	30	36	0.0093	0.0005

**APPENDIX E  
OYSTER MONITORING DATA**

**E1 WILD SRO CONDITION INDEX**

**E2 BACKGROUND OYSTER CONDITION INDEX**

**E3 OYSTER CONDITION INDEX**

**E4 WILD SRO FLESH MEAN METAL  
CONCENTRATIONS**

**E5 LABOROTRY ANALYSIS REPORTS**



## APPENDIX E1

Condition index results for wild SROs for the original wild oyster pilot study (S = shore, L = Lease).

<b>Table E1 Pilot Study - Wild SRO Condition Index</b>						
<b>Site</b>	<b>Sub-site</b>	<b>Oyster</b>	<b>Shell height</b>	<b>Total weight</b>	<b>Shell weight</b>	<b>Flesh weight</b>
Cup1	S	1	65	40.32	27.54	9.01
Cup1	S	2	70	51.06	38.55	9.96
Cup1	S	3	68	44.56	35.01	7.02
Cup1	S2	1	65	47.55	36.71	7.39
Cup1	S2	2	61	40.26	28.09	6.46
Cup1	S2	3	70	30.78	23.30	5.71
Cup2	S	1	44	13.33	10.12	2.10
Cup2	S	2	62	15.41	11.25	3.26
Cup2	S	3	44	9.56	7.34	1.50
Cup2	L	1	52	32.21	25.11	5.74
Cup2	L	2	56	29.11	21.20	6.25
Cup2	L	3	59	28.45	20.77	5.45
BB1	S	1	75	31.54	23.50	5.30
BB1	S	2	67	26.09	18.61	4.02
BB1	S	3	94	57.57	40.23	8.63
BB1	L	1	82	62.86	48.41	10.33
BB1	L	2	51	28.01	21.16	5.02
BB1	L	3	72	35.40	31.32	4.08
BB2	S	1	68	29.11	21.39	3.97
BB2	S	2	69	24.08	18.26	3.59
BB2	S	3	62	32.12	25.22	2.92
BB2	L	1	68	25.49	18.34	4.72
BB2	L	2	74	44.36	32.69	7.83
BB2	L	3	75	52.04	40.10	7.11
SWB1	S	1	60	31.22	24.74	3.35
SWB1	S	2	40	9.99	8.74	0.70
SWB1	S	3	46	11.04	8.81	1.40
SWB1	L	1	103	53.43	40.22	7.75
SWB1	L	2	75	42.62	30.92	7.30
SWB1	L	3	70	18.00	13.69	3.25
SWB2	S	1	56	24.34	18.65	3.30
SWB2	S	2	74	27.98	21.59	4.04
SWB2	S	3	46	14.37	12.17	2.01
SEB1	S	1	76	26.16	19.10	4.81
SEB1	S	2	60	32.83	25.21	5.73
SEB1	S	3	53	19.54	14.03	3.56
SEB1	L	1	55	24.88	19.54	3.92

SEB1	L	2	85	39.19	30.90	6.64
SEB1	L	3	74	57.42	45.18	9.20
SEB2	S	1	82	49.23	35.84	9.29
SEB2	S	2	100	64.70	47.05	12.57
SEB2	S	3	95	37.50	24.15	12.71
SEB2	S2	1	63	29.95	21.65	5.88
SEB2	S2	2	74	38.48	25.46	9.26
SEB2	S2	3	67	32.03	23.47	5.24
SWB2	L	1	60	35.66	28.60	5.03
SWB2	L	2	79	74.94	54.77	9.42
SWB2	L	3	53	20.51	16.33	2.32
NB1	S	1	50	11.28	8.62	1.57
NB1	S	2	60	25.55	20.76	2.07
NB1	S	3	68	23.51	18.86	3.60
NB1	L	1	79	35.17	27.45	4.69
NB1	L	2	57	17.09	14.01	2.90
NB1	L	3	69	26.80	20.40	4.05
NB2	S	1	70	21.33	16.14	3.35
NB2	S	2	54	10.51	8.39	1.80
NB2	S	3	70	26.63	18.52	2.75
NB2	L	1	61	32.55	25.40	4.23
NB2	L	2	80	38.72	25.75	8.47
NB2	L	3	64	19.89	16.64	1.98
CDN1	S	1	65	26.11	19.90	2.81
CDN1	S	2	60	18.51	12.89	1.82
CDN1	S	3	55	13.60	10.62	1.74
CDN1	L	1	60	18.24	13.92	3.09
CDN1	L	2	60	22.10	17.49	3.26
CDN1	L	3	50	19.36	14.57	2.79
CDN2	S	1	66	24.81	20.61	2.19
CDN2	S	2	67	20.68	16.36	1.76
CDN2	S	3	58	26.08	21.51	2.37
CDN2	L	1	54	18.70	15.61	1.95
CDN2	L	2	51	29.69	23.84	3.11
CDN2	L	3	69	16.01	14.66	1.35

## APPENDIX E2

For Term 1 there were 12 oysters in each of the three batches Background replicated with six oysters for the Term 2 and Term 3 deployments.

**Table X Background Oyster Condition Index**

Batch	Species	Oyster	Term	Shell height	Total weight	Shell weight	Flesh weight
B1	SR	1	1	60	38.82	23.57	6.76
B1	SR	2	1	60	37.4	27.77	4.7
B1	SR	3	1	56	47.25	39.1	6.2
B1	SR	4	1	53	22.16	16.06	4.72
B1	SR	5	1	65	36.15	25.95	8.92
B1	SR	6	1	57	39.51	30.36	5.85
B1	SR	7	1	53	39.89	31.74	5.66
B1	SR	8	1	62	29.19	23.93	5.2
B1	SR	9	1	58	28.3	23.68	4.44
B1	SR	10	1	57	34.52	28.63	5.06
B1	SR	11	1	60	31.43	24.22	4.96
B1	SR	12	1	59	34.28	26.3	3.21
B2	SR	1	1	60	39.02	29.08	6.83
B2	SR	2	1	58	34.75	27.92	6.1
B2	SR	3	1	59	38.88	28.16	6.89
B2	SR	4	1	58	31.8	23.88	6.42
B2	SR	5	1	63	39.94	32.15	4.91
B2	SR	6	1	56	40.14	29.1	5.95
B2	SR	7	1	60	45.36	34.78	7.25
B2	SR	8	1	61	35.83	28.51	6.11
B2	SR	9	1	59	41.88	32.23	5.15
B2	SR	10	1	59	39.63	32.61	6.73
B2	SR	11	1	65	34.94	26.91	4.11
B2	SR	12	1	57	27	20.08	4.87
B3	SR	1	1	55	38.42	30.61	7.58
B3	SR	2	1	55	28.5	19.47	6.58
B3	SR	3	1	57	31.21	24.92	4.75
B3	SR	4	1	60	33.17	23.27	5.71
B3	SR	5	1	55	32.78	25.03	5.76
B3	SR	6	1	68	42.69	32.29	5.53
B3	SR	7	1	59	36.61	27.51	6.05
B3	SR	8	1	64	47.17	35.29	7.36
B3	SR	9	1	60	41.71	32.95	5.06
B3	SR	10	1	74	53.7	41.55	6.73
B3	SR	11	1	53	26.14	21.81	3.58
B3	SR	12	1	60	29.16	23.24	4.62
B1	P	1	1	75	45.62	27.37	9.77

B1	P	2	1	70	53.3	31.1	11.21
B1	P	3	1	83	72.65	42.56	20.57
B1	P	4	1	73	54.07	34.91	10.93
B1	P	5	1	83	82.4	52.36	18.97
B1	P	6	1	87	68.68	51.01	17.16
B1	P	7	1	100	89.94	54.52	19.17
B1	P	8	1	83	55.63	34.13	11.95
B1	P	9	1	67	42.2	31.04	10.33
B1	P	10	1	78	45.63	27.8	11.61
B1	P	11	1	76	59.44	36.45	12.66
B1	P	12	1	66	37.67	26.66	9.5
B2	P	1	1	74	54.51	35.14	12.21
B2	P	2	1	84	68.35	42.95	14.09
B2	P	3	1	80	66.42	40.77	16.16
B2	P	4	1	70	41.98	30.06	9.6
B2	P	5	1	75	51.98	35.33	11.12
B2	P	6	1	80	55.76	40.9	13.03
B2	P	7	1	77	47.04	30.45	8.91
B2	P	8	1	84	65.47	41.19	13.36
B2	P	9	1	90	78.53	49.94	13
B2	P	10	1	76	54.68	37.05	13.53
B2	P	11	1	69	49.88	30.36	11.73
B2	P	12	1	77	45.4	32.52	11.07
B3	P	1	1	80	59.39	33.17	13.93
B3	P	2	1	74	51.67	31.66	9.4
B3	P	3	1	74	66.36	39.21	15.74
B3	P	4	1	90	70.03	43.29	13.35
B3	P	5	1	75	48.97	32.4	10.14
B3	P	6	1	71	43.86	26.78	9.84
B3	P	7	1	79	49.55	39.14	10.29
B3	P	8	1	80	45.93	33.64	10.39
B3	P	9	1	79	77.79	48.32	20.8
B3	P	10	1	71	49.75	36.55	12.06
B3	P	11	1	77	57.2	35.52	15.04
B3	P	12	1	80	65.8	38.91	15.84
B1	SR	1	2	59	25.31	18.65	4.81
B1	SR	2	2	60	30.71	23.55	4.71
B1	SR	3	2	57	26.1	19.35	4.73
B1	SR	4	2	65	40.56	33.85	4.75
B1	SR	5	2	66	29.64	23.88	5.06
B1	SR	6	2	61	32.89	24.94	6.71
B2	SR	1	2	56	30.2	22.96	4.24
B2	SR	2	2	60	28.22	22.51	2.99

B2	SR	3	2	57	22.55	16.47	4.29
B2	SR	4	2	56	22.97	17.2	3.92
B2	SR	5	2	65	32.03	26.4	4.5
B2	SR	6	2	71	33.9	26.09	4.49
B3	SR	1	2	60	32.63	23.28	6.73
B3	SR	2	2	55	23.54	17.3	4.26
B3	SR	3	2	56	28.16	20.94	5.1
B3	SR	4	2	53	31.26	24	4.77
B3	SR	5	2	60	27.08	22.27	3.54
B3	SR	6	2	64	29.73	23.04	4.84
B1	P	1	2	100	124.33	72.1	23.12
B1	P	2	2	110	128.28	71.82	21.83
B1	P	3	2	77	67.97	38.52	12.71
B1	P	4	2	62	41.82	23	6.4
B1	P	5	2	103	139.07	86.52	24.95
B1	P	6	2	80	90.04	55.07	11.72
B2	P	1	2	105	135.75	89.9	17.65
B2	P	2	2	97	65.97	39.49	11.58
B2	P	3	2	102	87.75	52.59	11.24
B2	P	4	2	98	100.27	63.65	15.21
B2	P	5	2	88	85.61	48.8	13.49
B2	P	6	2	96	87.56	52.49	10.68
B3	P	1	2	104	104.83	60.04	15.32
B3	P	2	2	106	124.37	72.17	19.72
B3	P	3	2	111	113.58	70.52	17.93
B3	P	4	2	77	44.35	26.42	7.02
B3	P	5	2	100	127.53	77.55	16.09
B3	P	6	2	96	99.26	60.16	12.63



## APPENDIX E3

Oyster monitoring condition index for Oysters deployed for Terms 1 and 2.

<b>Table D-2 Term 1 and term 2 Oyster Condition Index Results</b>							
<b>Site</b>	<b>Species</b>	<b>Replicate</b>	<b>Term</b>	<b>Shell Height</b>	<b>Total Weight</b>	<b>Shell Weight</b>	<b>Flesh Weight</b>
CUP1	SR	1	1	57.75	34.61	25.55	6.87
CUP1	SR	2	1	58.42	33.23	24.63	6.37
CUP2	SR	1	1	62.50	35.35	26.87	5.78
CUP2	SR	2	1	59.92	32.92	26.27	5.34
BB1	SR	1	1	57.00	31.54	22.78	6.07
BB1	SR	2	1	58.42	32.82	23.99	5.98
BB2	SR	1	1	60.33	33.53	28.63	6.03
BB2	SR	2	1	60.67	34.65	26.17	6.15
SWB1	SR	1	1	59.67	33.90	26.71	5.54
SWB1	SR	2	1	64.08	39.37	30.91	5.75
SWB2	SR	1	1	59.75	33.52	26.10	5.63
SWB2	SR	2	1	56.08	29.92	22.72	4.97
SEB1	SR	1	1	60.00	34.88	26.55	6.89
SEB1	SR	2	1	59.00	30.70	22.91	6.64
SEB2	SR	1	1	57.83	29.95	22.26	6.51
SEB2	SR	2	1	58.75	34.74	26.07	7.39
NB1	SR	1	1	59.25	31.22	23.63	5.24
NB1	SR	2	1	59.17	30.67	23.17	5.30
NB2	SR	1	1	59.58	31.93	23.47	6.03
NB2	SR	2	1	57.33	31.30	24.32	5.18
CDN1	SR	1	1	61.83	38.03	28.08	5.03
CDN1	SR	2	1	59.08	34.61	27.53	4.61
CDN2	SR	1	1	58.75	32.42	25.60	4.57
CDN2	SR	2	1	58.17	30.60	24.19	4.83
CUP1	P	1	1	84.17	73.12	44.35	17.20
CUP1	P	2	1	84.67	71.56	42.74	16.11
CUP2	P	1	1	86.17	82.04	50.97	15.68
CUP2	P	2	1	84.25	71.81	45.46	15.48
BB1	P	1	1	80.67	65.64	42.09	8.70
BB1	P	2	1	78.83	63.74	42.27	8.43
BB2	P	1	1	81.83	70.16	45.87	9.09
BB2	P	2	1	83.00	69.69	44.82	14.83
SWB1	P	1	1	84.00	73.42	44.72	13.80
SWB1	P	2	1	83.58	71.04	46.07	14.01
SWB2	P	1	1	78.75	71.09	44.66	12.89
SWB2	P	2	1	79.75	74.18	49.88	13.44
SEB1	P	1	1	78.17	68.85	43.54	13.03
SEB1	P	2	1	82.42	84.15	54.33	16.27
SEB2	P	1	1	78.00	74.17	47.04	14.59
SEB2	P	2	1	79.33	75.02	47.80	15.38
NB1	P	1	1	93.00	79.58	52.04	17.12
NB1	P	2	1	91.50	83.11	50.77	18.33
NB2	P	1	1	80.25	65.52	42.01	10.83
NB2	P	2	1	82.58	71.56	46.63	12.13
CDN1	P	1	1	79.73	63.15	41.78	11.81
CDN1	P	2	1	79.67	69.61	45.43	12.84

CDN2	P	1	1	76.08	62.24	42.49	10.85
CDN2	P	2	1	79.08	67.58	43.78	11.06
CUP1	SR	1	2	60.17	27.71	21.10	6.26
CUP1	SR	2	2	58.42	27.55	21.16	6.02
CUP2	SR	1	2	54.00	28.41	21.41	6.42
CUP2	SR	2	2	56.75	24.13	18.14	5.36
BB1	SR	1	2	56.67	26.41	19.50	4.85
BB1	SR	2	2	58.17	28.95	22.61	5.98
BB2	SR	1	2	59.58	27.30	20.67	5.94
BB2	SR	2	2	57.08	24.30	18.92	5.14
SWB1	SR	1	2	59.33	31.38	23.88	5.45
SWB1	SR	2	2	61.42	32.46	25.14	5.50
SWB2	SR	1	2	59.08	32.81	24.84	7.65
SWB2	SR	2	2	56.25	28.01	20.53	6.64
SEB1	SR	1	2	57.58	25.63	19.70	5.94
SEB1	SR	2	2	57.67	36.17	27.32	7.77
SEB2	SR	1	2	57.25	31.87	24.06	6.84
SEB2	SR	2	2	60.83	30.06	23.62	6.23
NB1	SR	1	2	61.83	29.11	22.98	5.26
NB1	SR	2	2	59.33	30.05	23.74	5.09
NB2	SR	1	2	58.92	26.11	19.67	5.16
NB2	SR	2	2	58.82	28.11	21.22	5.09
CDN1	SR	1	2	57.75	29.11	22.53	5.16
CDN1	SR	2	2	59.25	29.99	23.21	5.72
CDN2	SR	1	2	58.33	29.85	22.00	5.00
CDN2	SR	2	2	58.67	29.71	22.55	5.41
CUP1	P	1	2	97.83	121.82	77.10	21.78
CUP1	P	2	2	99.25	110.45	68.98	21.42
CUP2	P	1	2	94.00	105.10	66.36	18.70
CUP2	P	2	2	95.33	118.20	75.28	20.52
BB1	P	1	2	101.42	125.82	80.54	23.44
BB1	P	2	2	102.50	119.98	76.05	21.57
BB2	P	1	2	101.17	119.43	76.05	20.40
BB2	P	2	2	96.33	116.30	74.69	18.61
SWB1	P	1	2	78.00	65.03	38.73	12.84
SWB1	P	2	2	72.25	54.96	32.14	11.83
SWB2	P	1	2	71.17	52.55	34.62	9.49
SWB2	P	2	2	80.00	69.50	45.44	12.47
SEB1	P	1	2	70.50	59.35	38.68	11.47
SEB1	P	2	2	73.17	63.59	41.99	12.23
SEB2	P	1	2	73.92	70.27	45.48	13.51
SEB2	P	2	2	76.83	73.31	47.84	13.88
NB1	P	1	2	84.58	80.78	53.60	15.31
NB1	P	2	2	80.25	76.31	49.29	15.23
NB2	P	1	2	77.83	67.16	46.37	12.37
NB2	P	2	2	73.17	62.27	39.10	11.21
CDN1	P	1	2	72.42	61.78	39.83	11.45
CDN1	P	2	2	71.75	63.00	39.30	11.35
CDN2	P	1	2	76.08	74.74	50.22	12.57
CDN2	P	2	2	72.75	65.45	42.32	11.41

## APPENDIX E4

Wild SRO Pilot Study Flesh Mean Metal Concentrations (2 replicate samples)

<b>Oyster Pilot Study - Metal Concentrations</b>								
		Arsenic	Chromium	Copper	Lead	Mercury	Selenium	Zinc
Site	Area	mg/kg	mg/kg	mg/kg	mg/kg	mg/kg	mg/kg	mg/kg
Cup1-S	Shoreline	5	0.5	104.5	0.5	0.15	2	1800
Cup1-S2	Shoreline 2	5	0.5	56.5	0.5	0.2	2	1550
Cup2-S	Shoreline	5.5	5	109.5	1.25	0.3	2.25	2550
Cup2-L	Lease	3	0.75	89.5	0.5	0.125	1	1550
BB1-S	Shoreline	5	0.5	185	0.5	0.25	2	2800
BB1-L	Lease	4	0.5	109.5	0.5	0.1	1.5	1900
BB2-S	Shoreline	5.5	0.75	130.5	0.75	0.25	2.5	2950
BB2-L	Lease	3.5	0.5	140	0.5	0.125	1	2250
NB1-S	Shoreline	4	3	275	1.25	0.4	1.5	4600
NB1-L	Lease	6	0.5	131.5	0.5	0.15	2	2400
NB2-L	Shoreline	4.5	2.75	90.5	1	0.225	1.25	1475
Cdn1-S	Lease	8.5	3	126	1	0.25	3	2650
Cdn1-L	Shoreline	8	5.25	109.5	0.75	0.15	3	2150
Cdn2-S	Lease	5	3	150	0.75	0.25	2	2100
Cdn2-L	Shoreline	4	3	81	0.75	0.2	1	1225
NB2-S	Lease	9.5	5	505	1.5	0.6	6	6900

## CERTIFICATE OF ANALYSIS 309245

### Client Details

<b>Client</b>	Marine Pollution Research
<b>Attention</b>	Paul Anink
<b>Address</b>	

### Sample Details

<b>Your Reference</b>	<u>Marine Pollution Reserach - West Culburra</u>
<b>Number of Samples</b>	48 Oyster
<b>Date samples received</b>	21/10/2022
<b>Date completed instructions received</b>	30/11/2022

### Analysis Details

Please refer to the following pages for results, methodology summary and quality control data.  
 Samples were analysed as received from the client. Results relate specifically to the samples as received.  
 Results are reported on a dry weight basis for solids and on an as received basis for other matrices.  
**Please refer to the last page of this report for any comments relating to the results.**

### Report Details

<b>Date results requested by</b>	09/12/2022
<b>Date of Issue</b>	14/12/2022
This document shall not be reproduced except in full.	

#### Results Approved By

Josh Williams, Organics and LC Supervisor  
 Loren Bardwell, Development Chemist

#### Authorised By



Nancy Zhang, Laboratory Manager

Client Reference: Marine Pollution Reserach - West Culburra

PAHs in Biomass						
Our Reference		309245-1	309245-2	309245-4	309245-5	309245-7
Your Reference	UNITS	Cup1-S-1	Cup1-S-2	Cup1-S2-1	Cup1-S2-2	Cup2-S-1
Date Sampled		20/10/2022	20/10/2022	20/10/2022	20/10/2022	20/10/2022
Type of sample		Oyster	Oyster	Oyster	Oyster	Oyster
Date extracted	-	05/12/2022	05/12/2022	05/12/2022	05/12/2022	05/12/2022
Date analysed	-	06/12/2022	06/12/2022	06/12/2022	06/12/2022	06/12/2022
Naphthalene	mg/kg	<0.1	<0.1	<0.1	<0.5	<0.2
Acenaphthylene	mg/kg	<0.1	<0.1	<0.1	<0.5	<0.2
Acenaphthene	mg/kg	<0.1	<0.1	<0.1	<0.5	<0.2
Fluorene	mg/kg	<0.1	<0.1	<0.1	<0.5	<0.2
Phenanthrene	mg/kg	<0.1	<0.1	<0.1	<0.5	<0.2
Anthracene	mg/kg	<0.1	<0.1	<0.1	<0.5	<0.2
Fluoranthene	mg/kg	<0.1	<0.1	<0.1	<0.5	<0.2
Pyrene	mg/kg	<0.1	<0.1	<0.1	<0.5	<0.2
Benzo(a)anthracene	mg/kg	<0.1	<0.1	<0.1	<0.5	<0.2
Chrysene	mg/kg	<0.1	<0.1	<0.1	<0.5	<0.2
Benzo(b,j+k)fluoranthene	mg/kg	<0.2	<0.2	<0.2	<1	<0.4
Benzo(a)pyrene	mg/kg	<0.05	<0.05	<0.05	<0.2	<0.1
Indeno(1,2,3-c,d)pyrene	mg/kg	<0.1	<0.1	<0.1	<0.5	<0.2
Dibenzo(a,h)anthracene	mg/kg	<0.1	<0.1	<0.1	<0.5	<0.2
Benzo(g,h,i)perylene	mg/kg	<0.1	<0.1	<0.1	<0.5	<0.2
Total +ve PAH's	mg/kg	<0.05	<0.05	<0.05	<0.25	<0.1
Benzo(a)pyrene TEQ calc (zero)	mg/kg	<0.5	<0.5	<0.5	<2.5	<1
Benzo(a)pyrene TEQ calc(half)	mg/kg	<0.5	<0.5	<0.5	<2.5	<1
Benzo(a)pyrene TEQ calc(PQL)	mg/kg	<0.5	<0.5	<0.5	<2.5	<1
Surrogate p-Terphenyl-d14	%	87	82	82	86	86



Client Reference: Marine Pollution Reserach - West Culburra

PAHs in Biomass						
Our Reference		309245-8	309245-10	309245-11	309245-13	309245-15
Your Reference	UNITS	Cup2-S-2	Cup2-L-1	Cup2-L-2	BB1-S-2	BB1-L-1
Date Sampled		20/10/2022	20/10/2022	20/10/2022	20/10/2022	20/10/2022
Type of sample		Oyster	Oyster	Oyster	Oyster	Oyster
Date extracted	-	05/12/2022	05/12/2022	05/12/2022	05/12/2022	05/12/2022
Date analysed	-	06/12/2022	06/12/2022	06/12/2022	06/12/2022	06/12/2022
Naphthalene	mg/kg	<0.1	<0.1	<0.1	<0.1	<0.1
Acenaphthylene	mg/kg	<0.1	<0.1	<0.1	<0.1	<0.1
Acenaphthene	mg/kg	<0.1	<0.1	<0.1	<0.1	<0.1
Fluorene	mg/kg	<0.1	<0.1	<0.1	<0.1	<0.1
Phenanthrene	mg/kg	<0.1	<0.1	<0.1	<0.1	<0.1
Anthracene	mg/kg	<0.1	<0.1	<0.1	<0.1	<0.1
Fluoranthene	mg/kg	<0.1	<0.1	<0.1	<0.1	<0.1
Pyrene	mg/kg	<0.1	<0.1	<0.1	<0.1	<0.1
Benzo(a)anthracene	mg/kg	<0.1	<0.1	<0.1	<0.1	<0.1
Chrysene	mg/kg	<0.1	<0.1	<0.1	<0.1	<0.1
Benzo(b,j+k)fluoranthene	mg/kg	<0.2	<0.2	<0.2	<0.2	<0.2
Benzo(a)pyrene	mg/kg	<0.05	<0.05	<0.05	<0.05	<0.05
Indeno(1,2,3-c,d)pyrene	mg/kg	<0.1	<0.1	<0.1	<0.1	<0.1
Dibenzo(a,h)anthracene	mg/kg	<0.1	<0.1	<0.1	<0.1	<0.1
Benzo(g,h,i)perylene	mg/kg	<0.1	<0.1	<0.1	<0.1	<0.1
Total +ve PAH's	mg/kg	<0.05	<0.05	<0.05	<0.05	<0.05
Benzo(a)pyrene TEQ calc (zero)	mg/kg	<0.5	<0.5	<0.5	<0.5	<0.5
Benzo(a)pyrene TEQ calc(half)	mg/kg	<0.5	<0.5	<0.5	<0.5	<0.5
Benzo(a)pyrene TEQ calc(PQL)	mg/kg	<0.5	<0.5	<0.5	<0.5	<0.5
Surrogate <i>p</i> -Terphenyl-d14	%	89	77	87	84	86

Client Reference: Marine Pollution Reserach - West Culburra

PAHs in Biomass						
Our Reference		309245-16	309245-18	309245-19	309245-21	309245-22
Your Reference	UNITS	BB1-L-2	BB2-S-1	BB2-S-2	BB2-L-1	BB2-L-2
Date Sampled		20/10/2022	20/10/2022	20/10/2022	20/10/2022	20/10/2022
Type of sample		Oyster	Oyster	Oyster	Oyster	Oyster
Date extracted	-	05/12/2022	05/12/2022	05/12/2022	05/12/2022	05/12/2022
Date analysed	-	06/12/2022	06/12/2022	06/12/2022	06/12/2022	06/12/2022
Naphthalene	mg/kg	<0.1	<0.2	<0.1	<0.1	<0.1
Acenaphthylene	mg/kg	<0.1	<0.2	<0.1	<0.1	<0.1
Acenaphthene	mg/kg	<0.1	<0.2	<0.1	<0.1	<0.1
Fluorene	mg/kg	<0.1	<0.2	<0.1	<0.1	<0.1
Phenanthrene	mg/kg	<0.1	<0.2	<0.1	<0.1	<0.1
Anthracene	mg/kg	<0.1	<0.2	<0.1	<0.1	<0.1
Fluoranthene	mg/kg	<0.1	<0.2	<0.1	<0.1	<0.1
Pyrene	mg/kg	<0.1	<0.2	<0.1	<0.1	<0.1
Benzo(a)anthracene	mg/kg	<0.1	<0.2	<0.1	<0.1	<0.1
Chrysene	mg/kg	<0.1	<0.2	<0.1	<0.1	<0.1
Benzo(b,j+k)fluoranthene	mg/kg	<0.2	<0.4	<0.2	<0.2	<0.2
Benzo(a)pyrene	mg/kg	<0.05	<0.1	<0.05	<0.05	<0.05
Indeno(1,2,3-c,d)pyrene	mg/kg	<0.1	<0.2	<0.1	<0.1	<0.1
Dibenzo(a,h)anthracene	mg/kg	<0.1	<0.2	<0.1	<0.1	<0.1
Benzo(g,h,i)perylene	mg/kg	<0.1	<0.2	<0.1	<0.1	<0.1
Total +ve PAH's	mg/kg	<0.05	<0.1	<0.05	<0.05	<0.05
Benzo(a)pyrene TEQ calc (zero)	mg/kg	<0.5	<1	<0.5	<0.5	<0.5
Benzo(a)pyrene TEQ calc(half)	mg/kg	<0.5	<1	<0.5	<0.5	<0.5
Benzo(a)pyrene TEQ calc(PQL)	mg/kg	<0.5	<1	<0.5	<0.5	<0.5
Surrogate p-Terphenyl-d14	%	85	86	87	91	88

Client Reference: Marine Pollution Reserach - West Culburra

PAHs in Biomass						
Our Reference		309245-24	309245-25	309245-27	309245-28	309245-30
Your Reference	UNITS	NB1-S-1	NB1-S-2	NB1-L-1	NB1-L-2	NB2-L-1
Date Sampled		19/10/2022	19/10/2022	19/10/2022	19/10/2022	19/10/2022
Type of sample		Oyster	Oyster	Oyster	Oyster	Oyster
Date extracted	-	05/12/2022	05/12/2022	05/12/2022	05/12/2022	05/12/2022
Date analysed	-	06/12/2022	06/12/2022	06/12/2022	06/12/2022	06/12/2022
Naphthalene	mg/kg	<0.2	<0.2	<0.1	<0.2	<0.2
Acenaphthylene	mg/kg	<0.2	<0.2	<0.1	<0.2	<0.2
Acenaphthene	mg/kg	<0.2	<0.2	<0.1	<0.2	<0.2
Fluorene	mg/kg	<0.2	<0.2	<0.1	<0.2	<0.2
Phenanthrene	mg/kg	<0.2	<0.2	<0.1	<0.2	<0.2
Anthracene	mg/kg	<0.2	<0.2	<0.1	<0.2	<0.2
Fluoranthene	mg/kg	<0.2	<0.2	<0.1	<0.2	<0.2
Pyrene	mg/kg	<0.2	<0.2	<0.1	<0.2	<0.2
Benzo(a)anthracene	mg/kg	<0.2	<0.2	<0.1	<0.2	<0.2
Chrysene	mg/kg	<0.2	<0.2	<0.1	<0.2	<0.2
Benzo(b,j+k)fluoranthene	mg/kg	<0.4	<0.4	<0.2	<0.4	<0.4
Benzo(a)pyrene	mg/kg	<0.1	<0.1	<0.05	<0.1	<0.1
Indeno(1,2,3-c,d)pyrene	mg/kg	<0.2	<0.2	<0.1	<0.2	<0.2
Dibenzo(a,h)anthracene	mg/kg	<0.2	<0.2	<0.1	<0.2	<0.2
Benzo(g,h,i)perylene	mg/kg	<0.2	<0.2	<0.1	<0.2	<0.2
Total +ve PAH's	mg/kg	<0.1	<0.1	<0.05	<0.1	<0.1
Benzo(a)pyrene TEQ calc (zero)	mg/kg	<1	<1	<0.5	<1	<1
Benzo(a)pyrene TEQ calc(half)	mg/kg	<1	<1	<0.5	<1	<1
Benzo(a)pyrene TEQ calc(PQL)	mg/kg	<1	<1	<0.5	<1	<1
Surrogate p-Terphenyl-d14	%	82	86	84	89	86

Client Reference: Marine Pollution Reserach - West Culburra

PAHs in Biomass						
Our Reference		309245-31	309245-33	309245-34	309245-36	309245-37
Your Reference	UNITS	NB2-L-2	Cdn1-S-1	Cdn1-S-2	Cdn1-L-1	Cdn1-L-2
Date Sampled		19/10/2022	19/10/2022	19/10/2022	19/10/2022	19/10/2022
Type of sample		Oyster	Oyster	Oyster	Oyster	Oyster
Date extracted	-	05/12/2022	05/12/2022	05/12/2022	05/12/2022	05/12/2022
Date analysed	-	07/12/2022	07/12/2022	07/12/2022	07/12/2022	07/12/2022
Naphthalene	mg/kg	<0.1	<0.5	<0.5	<0.1	<0.1
Acenaphthylene	mg/kg	<0.1	<0.5	<0.5	<0.1	<0.1
Acenaphthene	mg/kg	<0.1	<0.5	<0.5	<0.1	<0.1
Fluorene	mg/kg	<0.1	<0.5	<0.5	<0.1	<0.1
Phenanthrene	mg/kg	<0.1	<0.5	<0.5	<0.1	<0.1
Anthracene	mg/kg	<0.1	<0.5	<0.5	<0.1	<0.1
Fluoranthene	mg/kg	<0.1	<0.5	<0.5	<0.1	<0.1
Pyrene	mg/kg	<0.1	<0.5	<0.5	<0.1	<0.1
Benzo(a)anthracene	mg/kg	<0.1	<0.5	<0.5	<0.1	<0.1
Chrysene	mg/kg	<0.1	<0.5	<0.5	<0.1	<0.1
Benzo(b,j+k)fluoranthene	mg/kg	<0.2	<1	<1	<0.2	<0.2
Benzo(a)pyrene	mg/kg	<0.05	<0.2	<0.2	<0.05	<0.05
Indeno(1,2,3-c,d)pyrene	mg/kg	<0.1	<0.5	<0.5	<0.1	<0.1
Dibenzo(a,h)anthracene	mg/kg	<0.1	<0.5	<0.5	<0.1	<0.1
Benzo(g,h,i)perylene	mg/kg	<0.1	<0.5	<0.5	<0.1	<0.1
Total +ve PAH's	mg/kg	<0.05	<0.2	<0.2	<0.05	<0.05
Benzo(a)pyrene TEQ calc (zero)	mg/kg	<0.5	<2.5	<2.5	<0.5	<0.5
Benzo(a)pyrene TEQ calc(half)	mg/kg	<0.5	<2.5	<2.5	<0.5	<0.5
Benzo(a)pyrene TEQ calc(PQL)	mg/kg	<0.5	<2.5	<2.5	<0.5	<0.5
Surrogate p-Terphenyl-d14	%	86	87	78	87	88

Client Reference: Marine Pollution Reserach - West Culburra

PAHs in Biomass						
Our Reference		309245-39	309245-40	309245-42	309245-43	309245-45
Your Reference	UNITS	Cdn2-S-1	Cdn2-S-2	Cdn2-L-1	Cdn2-L-2	NB2-S-1
Date Sampled		19/10/2022	19/10/2022	19/10/2022	19/10/2022	19/10/2022
Type of sample		Oyster	Oyster	Oyster	Oyster	Oyster
Date extracted	-	05/12/2022	05/12/2022	05/12/2022	05/12/2022	05/12/2022
Date analysed	-	07/12/2022	07/12/2022	07/12/2022	07/12/2022	07/12/2022
Naphthalene	mg/kg	<0.5	<0.1	<0.2	<0.2	<0.2
Acenaphthylene	mg/kg	<0.5	<0.1	<0.2	<0.2	<0.2
Acenaphthene	mg/kg	<0.5	<0.1	<0.2	<0.2	<0.2
Fluorene	mg/kg	<0.5	<0.1	<0.2	<0.2	<0.2
Phenanthrene	mg/kg	<0.5	<0.1	<0.2	<0.2	<0.2
Anthracene	mg/kg	<0.5	<0.1	<0.2	<0.2	<0.2
Fluoranthene	mg/kg	<0.5	<0.1	<0.2	<0.2	<0.2
Pyrene	mg/kg	<0.5	<0.1	<0.2	<0.2	<0.2
Benzo(a)anthracene	mg/kg	<0.5	<0.1	<0.2	<0.2	<0.2
Chrysene	mg/kg	<0.5	<0.1	<0.2	<0.2	<0.2
Benzo(b,j+k)fluoranthene	mg/kg	<1	<0.2	<0.4	<0.4	<0.4
Benzo(a)pyrene	mg/kg	<0.2	<0.05	<0.1	<0.1	<0.1
Indeno(1,2,3-c,d)pyrene	mg/kg	<0.5	<0.1	<0.2	<0.2	<0.2
Dibenzo(a,h)anthracene	mg/kg	<0.5	<0.1	<0.2	<0.2	<0.2
Benzo(g,h,i)perylene	mg/kg	<0.5	<0.1	<0.2	<0.2	<0.2
Total +ve PAH's	mg/kg	<0.2	<0.05	<0.1	<0.1	<0.1
Benzo(a)pyrene TEQ calc (zero)	mg/kg	<2.5	<0.5	<1	<1	<1
Benzo(a)pyrene TEQ calc(half)	mg/kg	<2.5	<0.5	<1	<1	<1
Benzo(a)pyrene TEQ calc(PQL)	mg/kg	<2.5	<0.5	<1	<1	<1
Surrogate p-Terphenyl-d14	%	88	87	85	88	88



Client Reference: Marine Pollution Reserach - West Culburra

PAHs in Biomass			
Our Reference		309245-46	309245-48
Your Reference	UNITS	NB2-S-2	BB1-S-1
Date Sampled		19/10/2022	20/10/2022
Type of sample		Oyster	Oyster
Date extracted	-	05/12/2022	05/12/2022
Date analysed	-	07/12/2022	07/12/2022
Naphthalene	mg/kg	<0.5	<0.1
Acenaphthylene	mg/kg	<0.5	<0.1
Acenaphthene	mg/kg	<0.5	<0.1
Fluorene	mg/kg	<0.5	<0.1
Phenanthrene	mg/kg	<0.5	<0.1
Anthracene	mg/kg	<0.5	<0.1
Fluoranthene	mg/kg	<0.5	<0.1
Pyrene	mg/kg	<0.5	<0.1
Benzo(a)anthracene	mg/kg	<0.5	<0.1
Chrysene	mg/kg	<0.5	<0.1
Benzo(b,j+k)fluoranthene	mg/kg	<1	<0.2
Benzo(a)pyrene	mg/kg	<0.2	<0.05
Indeno(1,2,3-c,d)pyrene	mg/kg	<0.5	<0.1
Dibenzo(a,h)anthracene	mg/kg	<0.5	<0.1
Benzo(g,h,i)perylene	mg/kg	<0.5	<0.1
Total +ve PAH's	mg/kg	<0.2	<0.05
Benzo(a)pyrene TEQ calc (zero)	mg/kg	<2.5	<0.5
Benzo(a)pyrene TEQ calc(half)	mg/kg	<2.5	<0.5
Benzo(a)pyrene TEQ calc(PQL)	mg/kg	<2.5	<0.5
Surrogate <i>p</i> -Terphenyl-d14	%	86	84

**Client Reference: Marine Pollution Reserach - West Culburra**

<b>Organochlorine Pesticides in Biomass</b>						
Our Reference		309245-1	309245-2	309245-4	309245-5	309245-7
Your Reference	UNITS	Cup1-S-1	Cup1-S-2	Cup1-S2-1	Cup1-S2-2	Cup2-S-1
Date Sampled		20/10/2022	20/10/2022	20/10/2022	20/10/2022	20/10/2022
Type of sample		Oyster	Oyster	Oyster	Oyster	Oyster
Date extracted	-	05/12/2022	05/12/2022	05/12/2022	05/12/2022	05/12/2022
Date analysed	-	06/12/2022	06/12/2022	06/12/2022	06/12/2022	06/12/2022
HCB	mg/kg	<0.1	<0.1	<0.1	<0.5	<0.2
alpha-BHC	mg/kg	<0.1	<0.1	<0.1	<0.5	<0.2
gamma-BHC	mg/kg	<0.1	<0.1	<0.1	<0.5	<0.2
beta-BHC	mg/kg	<0.1	<0.1	<0.1	<0.5	<0.2
Heptachlor	mg/kg	<0.1	<0.1	<0.1	<0.5	<0.2
delta-BHC	mg/kg	<0.1	<0.1	<0.1	<0.5	<0.2
Aldrin	mg/kg	<0.1	<0.1	<0.1	<0.5	<0.2
Heptachlor Epoxide	mg/kg	<0.1	<0.1	<0.1	<0.5	<0.2
gamma-Chlordane	mg/kg	<0.1	<0.1	<0.1	<0.5	<0.2
alpha-chlordane	mg/kg	<0.1	<0.1	<0.1	<0.5	<0.2
Endosulfan I	mg/kg	<0.1	<0.1	<0.1	<0.5	<0.2
pp-DDE	mg/kg	<0.1	<0.1	<0.1	<0.5	<0.2
Dieldrin	mg/kg	<0.1	<0.1	<0.1	<0.5	<0.2
Endrin	mg/kg	<0.1	<0.1	<0.1	<0.5	<0.2
pp-DDD	mg/kg	<0.1	<0.1	<0.1	<0.5	<0.2
Endosulfan II	mg/kg	<0.1	<0.1	<0.1	<0.5	<0.2
pp-DDT	mg/kg	<0.1	<0.1	<0.1	<0.5	<0.2
Endrin Aldehyde	mg/kg	<0.1	<0.1	<0.1	<0.5	<0.2
Endosulfan Sulphate	mg/kg	<0.1	<0.1	<0.1	<0.5	<0.2
Surrogate TCMX	%	96	88	91	94	94

Client Reference: Marine Pollution Reserach - West Culburra

Organochlorine Pesticides in Biomass						
Our Reference		309245-8	309245-10	309245-11	309245-13	309245-15
Your Reference	UNITS	Cup2-S-2	Cup2-L-1	Cup2-L-2	BB1-S-2	BB1-L-1
Date Sampled		20/10/2022	20/10/2022	20/10/2022	20/10/2022	20/10/2022
Type of sample		Oyster	Oyster	Oyster	Oyster	Oyster
Date extracted	-	05/12/2022	05/12/2022	05/12/2022	05/12/2022	05/12/2022
Date analysed	-	06/12/2022	06/12/2022	06/12/2022	06/12/2022	06/12/2022
HCB	mg/kg	<0.1	<0.1	<0.1	<0.1	<0.1
alpha-BHC	mg/kg	<0.1	<0.1	<0.1	<0.1	<0.1
gamma-BHC	mg/kg	<0.1	<0.1	<0.1	<0.1	<0.1
beta-BHC	mg/kg	<0.1	<0.1	<0.1	<0.1	<0.1
Heptachlor	mg/kg	<0.1	<0.1	<0.1	<0.1	<0.1
delta-BHC	mg/kg	<0.1	<0.1	<0.1	<0.1	<0.1
Aldrin	mg/kg	<0.1	<0.1	<0.1	<0.1	<0.1
Heptachlor Epoxide	mg/kg	<0.1	<0.1	<0.1	<0.1	<0.1
gamma-Chlordane	mg/kg	<0.1	<0.1	<0.1	<0.1	<0.1
alpha-chlordane	mg/kg	<0.1	<0.1	<0.1	<0.1	<0.1
Endosulfan I	mg/kg	<0.1	<0.1	<0.1	<0.1	<0.1
pp-DDE	mg/kg	<0.1	<0.1	<0.1	<0.1	<0.1
Dieldrin	mg/kg	<0.1	<0.1	<0.1	<0.1	<0.1
Endrin	mg/kg	<0.1	<0.1	<0.1	<0.1	<0.1
pp-DDD	mg/kg	<0.1	<0.1	<0.1	<0.1	<0.1
Endosulfan II	mg/kg	<0.1	<0.1	<0.1	<0.1	<0.1
pp-DDT	mg/kg	<0.1	<0.1	<0.1	<0.1	<0.1
Endrin Aldehyde	mg/kg	<0.1	<0.1	<0.1	<0.1	<0.1
Endosulfan Sulphate	mg/kg	<0.1	<0.1	<0.1	<0.1	<0.1
Surrogate TCMX	%	93	84	92	93	93

**Client Reference: Marine Pollution Reserach - West Culburra**

<b>Organochlorine Pesticides in Biomass</b>						
Our Reference		309245-16	309245-18	309245-19	309245-21	309245-22
Your Reference	UNITS	BB1-L-2	BB2-S-1	BB2-S-2	BB2-L-1	BB2-L-2
Date Sampled		20/10/2022	20/10/2022	20/10/2022	20/10/2022	20/10/2022
Type of sample		Oyster	Oyster	Oyster	Oyster	Oyster
Date extracted	-	05/12/2022	05/12/2022	05/12/2022	05/12/2022	05/12/2022
Date analysed	-	06/12/2022	06/12/2022	06/12/2022	06/12/2022	06/12/2022
HCB	mg/kg	<0.1	<0.2	<0.1	<0.1	<0.1
alpha-BHC	mg/kg	<0.1	<0.2	<0.1	<0.1	<0.1
gamma-BHC	mg/kg	<0.1	<0.2	<0.1	<0.1	<0.1
beta-BHC	mg/kg	<0.1	<0.2	<0.1	<0.1	<0.1
Heptachlor	mg/kg	<0.1	<0.2	<0.1	<0.1	<0.1
delta-BHC	mg/kg	<0.1	<0.2	<0.1	<0.1	<0.1
Aldrin	mg/kg	<0.1	<0.2	<0.1	<0.1	<0.1
Heptachlor Epoxide	mg/kg	<0.1	<0.2	<0.1	<0.1	<0.1
gamma-Chlordane	mg/kg	<0.1	<0.2	<0.1	<0.1	<0.1
alpha-chlordane	mg/kg	<0.1	<0.2	<0.1	<0.1	<0.1
Endosulfan I	mg/kg	<0.1	<0.2	<0.1	<0.1	<0.1
pp-DDE	mg/kg	<0.1	<0.2	<0.1	<0.1	<0.1
Dieldrin	mg/kg	<0.1	<0.2	<0.1	<0.1	<0.1
Endrin	mg/kg	<0.1	<0.2	<0.1	<0.1	<0.1
pp-DDD	mg/kg	<0.1	<0.2	<0.1	<0.1	<0.1
Endosulfan II	mg/kg	<0.1	<0.2	<0.1	<0.1	<0.1
pp-DDT	mg/kg	<0.1	<0.2	<0.1	<0.1	<0.1
Endrin Aldehyde	mg/kg	<0.1	<0.2	<0.1	<0.1	<0.1
Endosulfan Sulphate	mg/kg	<0.1	<0.2	<0.1	<0.1	<0.1
Surrogate TCMX	%	90	88	92	94	93

Client Reference: Marine Pollution Reserach - West Culburra

Organochlorine Pesticides in Biomass						
Our Reference		309245-24	309245-25	309245-27	309245-28	309245-30
Your Reference	UNITS	NB1-S-1	NB1-S-2	NB1-L-1	NB1-L-2	NB2-L-1
Date Sampled		19/10/2022	19/10/2022	19/10/2022	19/10/2022	19/10/2022
Type of sample		Oyster	Oyster	Oyster	Oyster	Oyster
Date extracted	-	05/12/2022	05/12/2022	05/12/2022	05/12/2022	05/12/2022
Date analysed	-	06/12/2022	06/12/2022	06/12/2022	06/12/2022	06/12/2022
HCB	mg/kg	<0.2	<0.2	<0.1	<0.2	<0.2
alpha-BHC	mg/kg	<0.2	<0.2	<0.1	<0.2	<0.2
gamma-BHC	mg/kg	<0.2	<0.2	<0.1	<0.2	<0.2
beta-BHC	mg/kg	<0.2	<0.2	<0.1	<0.2	<0.2
Heptachlor	mg/kg	<0.2	<0.2	<0.1	<0.2	<0.2
delta-BHC	mg/kg	<0.2	<0.2	<0.1	<0.2	<0.2
Aldrin	mg/kg	<0.2	<0.2	<0.1	<0.2	<0.2
Heptachlor Epoxide	mg/kg	<0.2	<0.2	<0.1	<0.2	<0.2
gamma-Chlordane	mg/kg	<0.2	<0.2	<0.1	<0.2	<0.2
alpha-chlordane	mg/kg	<0.2	<0.2	<0.1	<0.2	<0.2
Endosulfan I	mg/kg	<0.2	<0.2	<0.1	<0.2	<0.2
pp-DDE	mg/kg	<0.2	<0.2	<0.1	<0.2	<0.2
Dieldrin	mg/kg	<0.2	<0.2	<0.1	<0.2	<0.2
Endrin	mg/kg	<0.2	<0.2	<0.1	<0.2	<0.2
pp-DDD	mg/kg	<0.2	<0.2	<0.1	<0.2	<0.2
Endosulfan II	mg/kg	<0.2	<0.2	<0.1	<0.2	<0.2
pp-DDT	mg/kg	<0.2	<0.2	<0.1	<0.2	<0.2
Endrin Aldehyde	mg/kg	<0.2	<0.2	<0.1	<0.2	<0.2
Endosulfan Sulphate	mg/kg	<0.2	<0.2	<0.1	<0.2	<0.2
Surrogate TCMX	%	88	92	88	92	93



**Client Reference: Marine Pollution Reserach - West Culburra**

<b>Organochlorine Pesticides in Biomass</b>						
Our Reference		309245-31	309245-33	309245-34	309245-36	309245-37
Your Reference	UNITS	NB2-L-2	Cdn1-S-1	Cdn1-S-2	Cdn1-L-1	Cdn1-L-2
Date Sampled		19/10/2022	19/10/2022	19/10/2022	19/10/2022	19/10/2022
Type of sample		Oyster	Oyster	Oyster	Oyster	Oyster
Date extracted	-	05/12/2022	05/12/2022	05/12/2022	05/12/2022	05/12/2022
Date analysed	-	07/12/2022	07/12/2022	07/12/2022	07/12/2022	07/12/2022
HCB	mg/kg	<0.1	<0.5	<0.5	<0.1	<0.1
alpha-BHC	mg/kg	<0.1	<0.5	<0.5	<0.1	<0.1
gamma-BHC	mg/kg	<0.1	<0.5	<0.5	<0.1	<0.1
beta-BHC	mg/kg	<0.1	<0.5	<0.5	<0.1	<0.1
Heptachlor	mg/kg	<0.1	<0.5	<0.5	<0.1	<0.1
delta-BHC	mg/kg	<0.1	<0.5	<0.5	<0.1	<0.1
Aldrin	mg/kg	<0.1	<0.5	<0.5	<0.1	<0.1
Heptachlor Epoxide	mg/kg	<0.1	<0.5	<0.5	<0.1	<0.1
gamma-Chlordane	mg/kg	<0.1	<0.5	<0.5	<0.1	<0.1
alpha-chlordane	mg/kg	<0.1	<0.5	<0.5	<0.1	<0.1
Endosulfan I	mg/kg	<0.1	<0.5	<0.5	<0.1	<0.1
pp-DDE	mg/kg	<0.1	<0.5	<0.5	<0.1	<0.1
Dieldrin	mg/kg	<0.1	<0.5	<0.5	<0.1	<0.1
Endrin	mg/kg	<0.1	<0.5	<0.5	<0.1	<0.1
pp-DDD	mg/kg	<0.1	<0.5	<0.5	<0.1	<0.1
Endosulfan II	mg/kg	<0.1	<0.5	<0.5	<0.1	<0.1
pp-DDT	mg/kg	<0.1	<0.5	<0.5	<0.1	<0.1
Endrin Aldehyde	mg/kg	<0.1	<0.5	<0.5	<0.1	<0.1
Endosulfan Sulphate	mg/kg	<0.1	<0.5	<0.5	<0.1	<0.1
Surrogate TCMX	%	90	88	82	88	90

Client Reference: Marine Pollution Reserach - West Culburra

Organochlorine Pesticides in Biomass						
Our Reference		309245-39	309245-40	309245-42	309245-43	309245-45
Your Reference	UNITS	Cdn2-S-1	Cdn2-S-2	Cdn2-L-1	Cdn2-L-2	NB2-S-1
Date Sampled		19/10/2022	19/10/2022	19/10/2022	19/10/2022	19/10/2022
Type of sample		Oyster	Oyster	Oyster	Oyster	Oyster
Date extracted	-	05/12/2022	05/12/2022	05/12/2022	05/12/2022	05/12/2022
Date analysed	-	07/12/2022	07/12/2022	07/12/2022	07/12/2022	07/12/2022
HCB	mg/kg	<0.5	<0.1	<0.2	<0.2	<0.2
alpha-BHC	mg/kg	<0.5	<0.1	<0.2	<0.2	<0.2
gamma-BHC	mg/kg	<0.5	<0.1	<0.2	<0.2	<0.2
beta-BHC	mg/kg	<0.5	<0.1	<0.2	<0.2	<0.2
Heptachlor	mg/kg	<0.5	<0.1	<0.2	<0.2	<0.2
delta-BHC	mg/kg	<0.5	<0.1	<0.2	<0.2	<0.2
Aldrin	mg/kg	<0.5	<0.1	<0.2	<0.2	<0.2
Heptachlor Epoxide	mg/kg	<0.5	<0.1	<0.2	<0.2	<0.2
gamma-Chlordane	mg/kg	<0.5	<0.1	<0.2	<0.2	<0.2
alpha-chlordane	mg/kg	<0.5	<0.1	<0.2	<0.2	<0.2
Endosulfan I	mg/kg	<0.5	<0.1	<0.2	<0.2	<0.2
pp-DDE	mg/kg	<0.5	<0.1	<0.2	<0.2	<0.2
Dieldrin	mg/kg	<0.5	<0.1	<0.2	<0.2	<0.2
Endrin	mg/kg	<0.5	<0.1	<0.2	<0.2	<0.2
pp-DDD	mg/kg	<0.5	<0.1	<0.2	<0.2	<0.2
Endosulfan II	mg/kg	<0.5	<0.1	<0.2	<0.2	<0.2
pp-DDT	mg/kg	<0.5	<0.1	<0.2	<0.2	<0.2
Endrin Aldehyde	mg/kg	<0.5	<0.1	<0.2	<0.2	<0.2
Endosulfan Sulphate	mg/kg	<0.5	<0.1	<0.2	<0.2	<0.2
Surrogate TCMX	%	92	90	88	90	92

Organochlorine Pesticides in Biomass			
Our Reference		309245-46	309245-48
Your Reference	UNITS	NB2-S-2	BB1-S-1
Date Sampled		19/10/2022	20/10/2022
Type of sample		Oyster	Oyster
Date extracted	-	05/12/2022	05/12/2022
Date analysed	-	07/12/2022	07/12/2022
HCB	mg/kg	<0.5	<0.1
alpha-BHC	mg/kg	<0.5	<0.1
gamma-BHC	mg/kg	<0.5	<0.1
beta-BHC	mg/kg	<0.5	<0.1
Heptachlor	mg/kg	<0.5	<0.1
delta-BHC	mg/kg	<0.5	<0.1
Aldrin	mg/kg	<0.5	<0.1
Heptachlor Epoxide	mg/kg	<0.5	<0.1
gamma-Chlordane	mg/kg	<0.5	<0.1
alpha-chlordane	mg/kg	<0.5	<0.1
Endosulfan I	mg/kg	<0.5	<0.1
pp-DDE	mg/kg	<0.5	<0.1
Dieldrin	mg/kg	<0.5	<0.1
Endrin	mg/kg	<0.5	<0.1
pp-DDD	mg/kg	<0.5	<0.1
Endosulfan II	mg/kg	<0.5	<0.1
pp-DDT	mg/kg	<0.5	<0.1
Endrin Aldehyde	mg/kg	<0.5	<0.1
Endosulfan Sulphate	mg/kg	<0.5	<0.1
Surrogate TCMX	%	90	88

**Client Reference: Marine Pollution Reserach - West Culburra**

Acid Extractable metals in biomass						
Our Reference		309245-1	309245-2	309245-4	309245-5	309245-7
Your Reference	UNITS	Cup1-S-1	Cup1-S-2	Cup1-S2-1	Cup1-S2-2	Cup2-S-1
Date Sampled		20/10/2022	20/10/2022	20/10/2022	20/10/2022	20/10/2022
Type of sample		Oyster	Oyster	Oyster	Oyster	Oyster
Date prepared	-	07/12/2022	07/12/2022	07/12/2022	07/12/2022	07/12/2022
Date analysed	-	07/12/2022	07/12/2022	07/12/2022	07/12/2022	07/12/2022
Arsenic	mg/kg	5	5	4	6	7
Chromium	mg/kg	<1	<1	<1	<1	<10
Copper	mg/kg	89	120	66	47	89
Lead	mg/kg	<1	<1	<1	<1	<2
Mercury	mg/kg	0.1	0.2	0.1	0.3	<0.4
Selenium	mg/kg	2	2	<2	3	3
Zinc	mg/kg	1,700	1,900	1,900	1,200	2,400

Acid Extractable metals in biomass						
Our Reference		309245-8	309245-10	309245-11	309245-13	309245-15
Your Reference	UNITS	Cup2-S-2	Cup2-L-1	Cup2-L-2	BB1-S-2	BB1-L-1
Date Sampled		20/10/2022	20/10/2022	20/10/2022	20/10/2022	20/10/2022
Type of sample		Oyster	Oyster	Oyster	Oyster	Oyster
Date prepared	-	07/12/2022	07/12/2022	07/12/2022	07/12/2022	07/12/2022
Date analysed	-	07/12/2022	07/12/2022	07/12/2022	07/12/2022	07/12/2022
Arsenic	mg/kg	4	4	<4	5	6
Chromium	mg/kg	<10	<2	<1	<1	<1
Copper	mg/kg	130	110	69	170	89
Lead	mg/kg	<3	<1	<1	<1	<1
Mercury	mg/kg	<0.8	0.2	<0.1	0.3	0.1
Selenium	mg/kg	<3	<2	<2	3	2
Zinc	mg/kg	2,700	1,600	1,500	2,500	1,200

**Client Reference: Marine Pollution Reserach - West Culburra**

Acid Extractable metals in biomass						
Our Reference		309245-16	309245-18	309245-19	309245-21	309245-22
Your Reference	UNITS	BB1-L-2	BB2-S-1	BB2-S-2	BB2-L-1	BB2-L-2
Date Sampled		20/10/2022	20/10/2022	20/10/2022	20/10/2022	20/10/2022
Type of sample		Oyster	Oyster	Oyster	Oyster	Oyster
Date prepared	-	07/12/2022	07/12/2022	07/12/2022	07/12/2022	07/12/2022
Date analysed	-	07/12/2022	07/12/2022	07/12/2022	07/12/2022	07/12/2022
Arsenic	mg/kg	<4	6	5	<4	5
Chromium	mg/kg	<1	<1	<2	<1	<1
Copper	mg/kg	130	91	170	120	160
Lead	mg/kg	<1	<1	<2	<1	<1
Mercury	mg/kg	0.1	0.2	<0.6	0.2	<0.1
Selenium	mg/kg	<2	2	3	<2	<2
Zinc	mg/kg	2,600	1,400	4,500	2,000	2,500

Acid Extractable metals in biomass						
Our Reference		309245-24	309245-25	309245-27	309245-28	309245-30
Your Reference	UNITS	NB1-S-1	NB1-S-2	NB1-L-1	NB1-L-2	NB2-L-1
Date Sampled		19/10/2022	19/10/2022	19/10/2022	19/10/2022	19/10/2022
Type of sample		Oyster	Oyster	Oyster	Oyster	Oyster
Date prepared	-	07/12/2022	07/12/2022	07/12/2022	07/12/2022	07/12/2022
Date analysed	-	07/12/2022	07/12/2022	07/12/2022	07/12/2022	07/12/2022
Arsenic	mg/kg	6	<4	5	7	<4
Chromium	mg/kg	<2	<10	<1	<1	<10
Copper	mg/kg	360	190	170	93	120
Lead	mg/kg	<1	<4	<1	<1	<3
Mercury	mg/kg	0.3	<1	0.2	<0.2	<0.8
Selenium	mg/kg	<2	<4	2	2	<3
Zinc	mg/kg	4,800	4,400	3,300	1,500	2,200



**Client Reference: Marine Pollution Reserach - West Culburra**

Acid Extractable metals in biomass						
Our Reference		309245-31	309245-33	309245-34	309245-36	309245-37
Your Reference	UNITS	NB2-L-2	Cdn1-S-1	Cdn1-S-2	Cdn1-L-1	Cdn1-L-2
Date Sampled		19/10/2022	19/10/2022	19/10/2022	19/10/2022	19/10/2022
Type of sample		Oyster	Oyster	Oyster	Oyster	Oyster
Date prepared	-	07/12/2022	07/12/2022	07/12/2022	07/12/2022	07/12/2022
Date analysed	-	07/12/2022	07/12/2022	07/12/2022	07/12/2022	07/12/2022
Arsenic	mg/kg	7	9	8	7	9
Chromium	mg/kg	<1	<2	<10	10	<1
Copper	mg/kg	61	170	82	130	89
Lead	mg/kg	<1	<1	<3	<2	<1
Mercury	mg/kg	<0.1	<0.2	<0.8	<0.4	0.1
Selenium	mg/kg	<2	3	3	3	3
Zinc	mg/kg	750	2,500	2,800	2,700	1,600

Acid Extractable metals in biomass						
Our Reference		309245-39	309245-40	309245-42	309245-43	309245-45
Your Reference	UNITS	Cdn2-S-1	Cdn2-S-2	Cdn2-L-1	Cdn2-L-2	NB2-S-1
Date Sampled		19/10/2022	19/10/2022	19/10/2022	19/10/2022	19/10/2022
Type of sample		Oyster	Oyster	Oyster	Oyster	Oyster
Date prepared	-	07/12/2022	07/12/2022	07/12/2022	07/12/2022	07/12/2022
Date analysed	-	07/12/2022	07/12/2022	07/12/2022	07/12/2022	07/12/2022
Arsenic	mg/kg	8	<4	6	<4	7
Chromium	mg/kg	<2	<10	<2	<10	<10
Copper	mg/kg	240	60	140	22	260
Lead	mg/kg	<1	<2	<1	<2	<4
Mercury	mg/kg	0.2	<0.6	<0.2	<0.6	<1
Selenium	mg/kg	3	<2	<2	<2	<4
Zinc	mg/kg	3,100	1,100	1,900	550	5,600

Acid Extractable metals in biomass			
Our Reference		309245-46	309245-48
Your Reference	UNITS	NB2-S-2	BB1-S-1
Date Sampled		19/10/2022	20/10/2022
Type of sample		Oyster	Oyster
Date prepared	-	07/12/2022	07/12/2022
Date analysed	-	07/12/2022	07/12/2022
Arsenic	mg/kg	12	5
Chromium	mg/kg	<10	<1
Copper	mg/kg	750	200
Lead	mg/kg	<2	<1
Mercury	mg/kg	0.7	0.2
Selenium	mg/kg	10	<2
Zinc	mg/kg	8,200	3,100

**Client Reference: Marine Pollution Reserach - West Culburra**

<b>Method ID</b>	<b>Methodology Summary</b>
<b>Metals-020</b>	Determination of various metals by ICP-AES.
<b>Metals-021</b>	Determination of Mercury by Cold Vapour AAS.
<b>Org-021</b>	Soil samples are extracted with dichloromethane/acetone and waters with dichloromethane and analysed by GC with dual ECD's.
<b>Org-022/025</b>	<p>Soil samples are extracted with Dichloromethane/Acetone and waters with Dichloromethane and analysed by GC-MS and/or GC-MS/MS. Benzo(a)pyrene TEQ as per NEPM B1 Guideline on Investigation Levels for Soil and Groundwater - 2013.</p> <p>For soil results:-</p> <ol style="list-style-type: none"><li>1. 'EQ PQL' values are assuming all contributing PAHs reported as &lt;PQL are actually at the PQL. This is the most conservative approach and can give false positive TEQs given that PAHs that contribute to the TEQ calculation may not be present.</li><li>2. 'EQ zero' values are assuming all contributing PAHs reported as &lt;PQL are zero. This is the least conservative approach and is more susceptible to false negative TEQs when PAHs that contribute to the TEQ calculation are present but below PQL.</li><li>3. 'EQ half PQL' values are assuming all contributing PAHs reported as &lt;PQL are half the stipulated PQL. Hence a mid-point between the most and least conservative approaches above.</li></ol> <p>Note, the Total +ve PAHs PQL is reflective of the lowest individual PQL and is therefore "Total +ve PAHs" is simply a sum of the positive individual PAHs.</p>

Client Reference: Marine Pollution Reserach - West Culburra

QUALITY CONTROL: PAHs in Biomass				Duplicate				Spike Recovery %		
Test Description	Units	PQL	Method	Blank	#	Base	Dup.	RPD	LCS-2	[NT]
Date extracted	-			05/12/2022	[NT]	[NT]	[NT]	[NT]	05/12/2022	[NT]
Date analysed	-			07/12/2022	[NT]	[NT]	[NT]	[NT]	07/12/2022	[NT]
Naphthalene	mg/kg	0.1	Org-022/025	<0.1	[NT]	[NT]	[NT]	[NT]	90	[NT]
Acenaphthylene	mg/kg	0.1	Org-022/025	<0.1	[NT]	[NT]	[NT]	[NT]	[NT]	[NT]
Acenaphthene	mg/kg	0.1	Org-022/025	<0.1	[NT]	[NT]	[NT]	[NT]	93	[NT]
Fluorene	mg/kg	0.1	Org-022/025	<0.1	[NT]	[NT]	[NT]	[NT]	99	[NT]
Phenanthrene	mg/kg	0.1	Org-022/025	<0.1	[NT]	[NT]	[NT]	[NT]	104	[NT]
Anthracene	mg/kg	0.1	Org-022/025	<0.1	[NT]	[NT]	[NT]	[NT]	[NT]	[NT]
Fluoranthene	mg/kg	0.1	Org-022/025	<0.1	[NT]	[NT]	[NT]	[NT]	102	[NT]
Pyrene	mg/kg	0.1	Org-022/025	<0.1	[NT]	[NT]	[NT]	[NT]	105	[NT]
Benzo(a)anthracene	mg/kg	0.1	Org-022/025	<0.1	[NT]	[NT]	[NT]	[NT]	[NT]	[NT]
Chrysene	mg/kg	0.1	Org-022/025	<0.1	[NT]	[NT]	[NT]	[NT]	63	[NT]
Benzo(b,j+k)fluoranthene	mg/kg	0.2	Org-022/025	<0.2	[NT]	[NT]	[NT]	[NT]	[NT]	[NT]
Benzo(a)pyrene	mg/kg	0.05	Org-022/025	<0.05	[NT]	[NT]	[NT]	[NT]	114	[NT]
Indeno(1,2,3-c,d)pyrene	mg/kg	0.1	Org-022/025	<0.1	[NT]	[NT]	[NT]	[NT]	[NT]	[NT]
Dibenzo(a,h)anthracene	mg/kg	0.1	Org-022/025	<0.1	[NT]	[NT]	[NT]	[NT]	[NT]	[NT]
Benzo(g,h,i)perylene	mg/kg	0.1	Org-022/025	<0.1	[NT]	[NT]	[NT]	[NT]	[NT]	[NT]
Surrogate p-Terphenyl-d14	%		Org-022/025	82	[NT]	[NT]	[NT]	[NT]	87	[NT]

**Client Reference: Marine Pollution Reserach - West Culburra**

QUALITY CONTROL: Organochlorine Pesticides in Biomass					Duplicate			Spike Recovery %		
Test Description	Units	PQL	Method	Blank	#	Base	Dup.	RPD	LCS-2	[NT]
Date extracted	-			05/12/2022	[NT]	[NT]	[NT]	[NT]	05/12/2022	[NT]
Date analysed	-			07/12/2022	[NT]	[NT]	[NT]	[NT]	07/12/2022	[NT]
HCB	mg/kg	0.02	Org-021	<0.02	[NT]	[NT]	[NT]	[NT]	[NT]	[NT]
alpha-BHC	mg/kg	0.02	Org-021	<0.02	[NT]	[NT]	[NT]	[NT]	90	[NT]
gamma-BHC	mg/kg	0.02	Org-021	<0.02	[NT]	[NT]	[NT]	[NT]	[NT]	[NT]
beta-BHC	mg/kg	0.02	Org-021	<0.02	[NT]	[NT]	[NT]	[NT]	94	[NT]
Heptachlor	mg/kg	0.02	Org-021	<0.02	[NT]	[NT]	[NT]	[NT]	109	[NT]
delta-BHC	mg/kg	0.02	Org-021	<0.02	[NT]	[NT]	[NT]	[NT]	[NT]	[NT]
Aldrin	mg/kg	0.02	Org-021	<0.02	[NT]	[NT]	[NT]	[NT]	105	[NT]
Heptachlor Epoxide	mg/kg	0.02	Org-021	<0.02	[NT]	[NT]	[NT]	[NT]	96	[NT]
gamma-Chlordane	mg/kg	0.02	Org-021	<0.02	[NT]	[NT]	[NT]	[NT]	[NT]	[NT]
alpha-chlordane	mg/kg	0.02	Org-021	<0.02	[NT]	[NT]	[NT]	[NT]	[NT]	[NT]
Endosulfan I	mg/kg	0.02	Org-021	<0.02	[NT]	[NT]	[NT]	[NT]	[NT]	[NT]
pp-DDE	mg/kg	0.02	Org-021	<0.02	[NT]	[NT]	[NT]	[NT]	111	[NT]
Dieldrin	mg/kg	0.02	Org-021	<0.02	[NT]	[NT]	[NT]	[NT]	108	[NT]
Endrin	mg/kg	0.02	Org-021	<0.02	[NT]	[NT]	[NT]	[NT]	111	[NT]
pp-DDD	mg/kg	0.02	Org-021	<0.02	[NT]	[NT]	[NT]	[NT]	100	[NT]
Endosulfan II	mg/kg	0.02	Org-021	<0.02	[NT]	[NT]	[NT]	[NT]	[NT]	[NT]
pp-DDT	mg/kg	0.02	Org-021	<0.02	[NT]	[NT]	[NT]	[NT]	[NT]	[NT]
Endrin Aldehyde	mg/kg	0.02	Org-021	<0.02	[NT]	[NT]	[NT]	[NT]	[NT]	[NT]
Endosulfan Sulphate	mg/kg	0.02	Org-021	<0.02	[NT]	[NT]	[NT]	[NT]	66	[NT]
Surrogate TCMX	%		Org-021	88	[NT]	[NT]	[NT]	[NT]	91	[NT]



**Client Reference: Marine Pollution Reserach - West Culburra**

QUALITY CONTROL: Acid Extractable metals in biomass				Duplicate				Spike Recovery %		
Test Description	Units	PQL	Method	Blank	#	Base	Dup.	RPD	LCS-1	[NT]
Date prepared	-			07/12/2022	[NT]	[NT]	[NT]	[NT]	07/12/2022	[NT]
Date analysed	-			07/12/2022	[NT]	[NT]	[NT]	[NT]	07/12/2022	[NT]
Arsenic	mg/kg	4	Metals-020	<4	[NT]	[NT]	[NT]	[NT]	100	[NT]
Chromium	mg/kg	1	Metals-020	<1	[NT]	[NT]	[NT]	[NT]	101	[NT]
Copper	mg/kg	1	Metals-020	<1	[NT]	[NT]	[NT]	[NT]	96	[NT]
Lead	mg/kg	1	Metals-020	<1	[NT]	[NT]	[NT]	[NT]	97	[NT]
Mercury	mg/kg	0.1	Metals-021	<0.1	[NT]	[NT]	[NT]	[NT]	100	[NT]
Selenium	mg/kg	2	Metals-020	<2	[NT]	[NT]	[NT]	[NT]	105	[NT]
Zinc	mg/kg	1	Metals-020	<1	[NT]	[NT]	[NT]	[NT]	100	[NT]

QUALITY CONTROL: Acid Extractable metals in biomass				Duplicate				Spike Recovery %		
Test Description	Units	PQL	Method	Blank	#	Base	Dup.	RPD	LCS-2	[NT]
Date prepared	-			[NT]	[NT]	[NT]	[NT]	[NT]	07/12/2022	[NT]
Date analysed	-			[NT]	[NT]	[NT]	[NT]	[NT]	07/12/2022	[NT]
Arsenic	mg/kg	4	Metals-020	[NT]	[NT]	[NT]	[NT]	[NT]	94	[NT]
Chromium	mg/kg	1	Metals-020	[NT]	[NT]	[NT]	[NT]	[NT]	94	[NT]
Copper	mg/kg	1	Metals-020	[NT]	[NT]	[NT]	[NT]	[NT]	91	[NT]
Lead	mg/kg	1	Metals-020	[NT]	[NT]	[NT]	[NT]	[NT]	106	[NT]
Mercury	mg/kg	0.1	Metals-021	[NT]	[NT]	[NT]	[NT]	[NT]	99	[NT]
Selenium	mg/kg	2	Metals-020	[NT]	[NT]	[NT]	[NT]	[NT]	100	[NT]
Zinc	mg/kg	1	Metals-020	[NT]	[NT]	[NT]	[NT]	[NT]	94	[NT]

Result Definitions	
<b>NT</b>	Not tested
<b>NA</b>	Test not required
<b>INS</b>	Insufficient sample for this test
<b>PQL</b>	Practical Quantitation Limit
<b>&lt;</b>	Less than
<b>&gt;</b>	Greater than
<b>RPD</b>	Relative Percent Difference
<b>LCS</b>	Laboratory Control Sample
<b>NS</b>	Not specified
<b>NEPM</b>	National Environmental Protection Measure
<b>NR</b>	Not Reported

## Quality Control Definitions

<b>Blank</b>	This is the component of the analytical signal which is not derived from the sample but from reagents, glassware etc, can be determined by processing solvents and reagents in exactly the same manner as for samples.
<b>Duplicate</b>	This is the complete duplicate analysis of a sample from the process batch. If possible, the sample selected should be one where the analyte concentration is easily measurable.
<b>Matrix Spike</b>	A portion of the sample is spiked with a known concentration of target analyte. The purpose of the matrix spike is to monitor the performance of the analytical method used and to determine whether matrix interferences exist.
<b>LCS (Laboratory Control Sample)</b>	This comprises either a standard reference material or a control matrix (such as a blank sand or water) fortified with analytes representative of the analyte class. It is simply a check sample.
<b>Surrogate Spike</b>	Surrogates are known additions to each sample, blank, matrix spike and LCS in a batch, of compounds which are similar to the analyte of interest, however are not expected to be found in real samples.
Australian Drinking Water Guidelines recommend that Thermotolerant Coliform, Faecal Enterococci, & E.Coli levels are less than 1cfu/100mL. The recommended maximums are taken from "Australian Drinking Water Guidelines", published by NHMRC & ARMC 2011.	
The recommended maximums for analytes in urine are taken from "2018 TLVs and BEIs", as published by ACGIH (where available). Limit provided for Nickel is a precautionary guideline as per Position Paper prepared by AIOH Exposure Standards Committee, 2016.	
Guideline limits for Rinse Water Quality reported as per analytical requirements and specifications of AS 4187, Amdt 2 2019, Table 7.2	

## Laboratory Acceptance Criteria

Duplicate sample and matrix spike recoveries may not be reported on smaller jobs, however, were analysed at a frequency to meet or exceed NEPM requirements. All samples are tested in batches of 20. The duplicate sample RPD and matrix spike recoveries for the batch were within the laboratory acceptance criteria.

Filters, swabs, wipes, tubes and badges will not have duplicate data as the whole sample is generally extracted during sample extraction.

Spikes for Physical and Aggregate Tests are not applicable.

For VOCs in water samples, three vials are required for duplicate or spike analysis.

Duplicates: >10xPQL - RPD acceptance criteria will vary depending on the analytes and the analytical techniques but is typically in the range 20%-50% – see ELN-P05 QA/QC tables for details; <10xPQL - RPD are higher as the results approach PQL and the estimated measurement uncertainty will statistically increase.

Matrix Spikes, LCS and Surrogate recoveries: Generally 70-130% for inorganics/metals (not SPOCAS); 60-140% for organics/SPOCAS (+/-50% surrogates) and 10-140% for labile SVOCs (including labile surrogates), ultra trace organics and speciated phenols is acceptable.

In circumstances where no duplicate and/or sample spike has been reported at 1 in 10 and/or 1 in 20 samples respectively, the sample volume submitted was insufficient in order to satisfy laboratory QA/QC protocols.

When samples are received where certain analytes are outside of recommended technical holding times (THTs), the analysis has proceeded. Where analytes are on the verge of breaching THTs, every effort will be made to analyse within the THT or as soon as practicable.

Where sampling dates are not provided, Envirolab are not in a position to comment on the validity of the analysis where recommended technical holding times may have been breached.

Where matrix spike recoveries fall below the lower limit of the acceptance criteria (e.g. for non-labile or standard Organics <60%), positive result(s) in the parent sample will subsequently have a higher than typical estimated uncertainty (MU estimates supplied on request) and in these circumstances the sample result is likely biased significantly low.

Measurement Uncertainty estimates are available for most tests upon request.

Analysis of aqueous samples typically involves the extraction/digestion and/or analysis of the liquid phase only (i.e. NOT any settled sediment phase but inclusive of suspended particles if present), unless stipulated on the Envirolab COC and/or by correspondence. Notable exceptions include certain Physical Tests (pH/EC/BOD/COD/Apparent Colour etc.), Solids testing, total recoverable metals and PFAS where solids are included by default.

Samples for Microbiological analysis (not Amoeba forms) received outside of the 2-8°C temperature range do not meet the ideal cooling conditions as stated in AS2031-2012.

## Report Comments

All analysis performed on freeze dried samples.

Metals in biomass:

- The results are reported on the sample as received i.e. no moisture correction has been applied.
- The PQL has been raised due to the limited amount of sample/s available for testing.



Envirolab Services Pty Ltd

ABN 37 112 535 645

12 Ashley St Chatswood NSW 2067

ph 02 9910 6200 fax 02 9910 6201

customerservice@envirolab.com.au

www.envirolab.com.au

## **CERTIFICATE OF ANALYSIS 317918**

### **Client Details**

<b>Client</b>	Marine Pollution Research
<b>Attention</b>	Paul Anink
<b>Address</b>	

### **Sample Details**

<b>Your Reference</b>	<b><u>Marine Pollution Reserach - West Culburra</u></b>
<b>Number of Samples</b>	6 Oyster
<b>Date samples received</b>	03/02/2023
<b>Date completed instructions received</b>	03/02/2023

### **Analysis Details**

Please refer to the following pages for results, methodology summary and quality control data.

Samples were analysed as received from the client. Results relate specifically to the samples as received.

Results are reported on a dry weight basis for solids and on an as received basis for other matrices.

**Please refer to the last page of this report for any comments relating to the results.**

### **Report Details**

<b>Date results requested by</b>	10/03/2023
<b>Date of Issue</b>	09/03/2023

This document shall not be reproduced except in full.

#### **Results Approved By**

Hannah Nguyen, Metals Supervisor

Kyle Gavrily, Senior Chemist

#### **Authorised By**

Nancy Zhang, Laboratory Manager



Client Reference: Marine Pollution Reserach - West Culburra

PAHs in Biomass						
Our Reference		317918-1	317918-2	317918-3	317918-4	317918-5
Your Reference	UNITS	B1-SRO	B2-SRO	B3-SRO	B1-PO	B2-PO
Date Sampled		31/01/2023	31/01/2023	31/01/2023	31/01/2023	31/01/2023
Type of sample		Oyster	Oyster	Oyster	Oyster	Oyster
Date extracted	-	08/03/2023	08/03/2023	08/03/2023	08/03/2023	08/03/2023
Date analysed	-	08/03/2023	08/03/2023	08/03/2023	08/03/2023	08/03/2023
Naphthalene	mg/kg	<0.1	<0.1	<0.1	<0.1	<0.1
Acenaphthylene	mg/kg	<0.1	<0.1	<0.1	<0.1	<0.1
Acenaphthene	mg/kg	<0.1	<0.1	<0.1	<0.1	<0.1
Fluorene	mg/kg	<0.1	<0.1	<0.1	<0.1	<0.1
Phenanthrene	mg/kg	<0.1	<0.1	<0.1	<0.1	<0.1
Anthracene	mg/kg	<0.1	<0.1	<0.1	<0.1	<0.1
Fluoranthene	mg/kg	<0.1	<0.1	<0.1	<0.1	<0.1
Pyrene	mg/kg	<0.1	<0.1	<0.1	<0.1	<0.1
Benzo(a)anthracene	mg/kg	<0.1	<0.1	<0.1	<0.1	<0.1
Chrysene	mg/kg	<0.1	<0.1	<0.1	<0.1	<0.1
Benzo(b,j+k)fluoranthene	mg/kg	<0.2	<0.2	<0.2	<0.2	<0.2
Benzo(a)pyrene	mg/kg	<0.05	<0.05	<0.05	<0.05	<0.05
Indeno(1,2,3-c,d)pyrene	mg/kg	<0.1	<0.1	<0.1	<0.1	<0.1
Dibenzo(a,h)anthracene	mg/kg	<0.1	<0.1	<0.1	<0.1	<0.1
Benzo(g,h,i)perylene	mg/kg	<0.1	<0.1	<0.1	<0.1	<0.1
Total +ve PAH's	mg/kg	<0.05	<0.05	<0.05	<0.05	<0.05
Benzo(a)pyrene TEQ calc (zero)	mg/kg	<0.5	<0.5	<0.5	<0.5	<0.5
Benzo(a)pyrene TEQ calc(half)	mg/kg	<0.5	<0.5	<0.5	<0.5	<0.5
Benzo(a)pyrene TEQ calc(PQL)	mg/kg	<0.5	<0.5	<0.5	<0.5	<0.5
Surrogate p-Terphenyl-d14	%	130	73	62	#	#

PAHs in Biomass		
Our Reference		317918-6
Your Reference	UNITS	B3-PO
Date Sampled		31/01/2023
Type of sample		Oyster
Date extracted	-	08/03/2023
Date analysed	-	08/03/2023
Naphthalene	mg/kg	<0.1
Acenaphthylene	mg/kg	<0.1
Acenaphthene	mg/kg	<0.1
Fluorene	mg/kg	<0.1
Phenanthrene	mg/kg	<0.1
Anthracene	mg/kg	<0.1
Fluoranthene	mg/kg	<0.1
Pyrene	mg/kg	<0.1
Benzo(a)anthracene	mg/kg	<0.1
Chrysene	mg/kg	<0.1
Benzo(b,j+k)fluoranthene	mg/kg	<0.2
Benzo(a)pyrene	mg/kg	<0.05
Indeno(1,2,3-c,d)pyrene	mg/kg	<0.1
Dibenzo(a,h)anthracene	mg/kg	<0.1
Benzo(g,h,i)perylene	mg/kg	<0.1
Total +ve PAH's	mg/kg	<0.05
Benzo(a)pyrene TEQ calc (zero)	mg/kg	<0.5
Benzo(a)pyrene TEQ calc(half)	mg/kg	<0.5
Benzo(a)pyrene TEQ calc(PQL)	mg/kg	<0.5
Surrogate <i>p</i> -Terphenyl-d14	%	#

**Client Reference: Marine Pollution Reserach - West Culburra**

<b>Organochlorine Pesticides in Biomass</b>						
Our Reference		317918-1	317918-2	317918-3	317918-4	317918-5
Your Reference	UNITS	B1-SRO	B2-SRO	B3-SRO	B1-PO	B2-PO
Date Sampled		31/01/2023	31/01/2023	31/01/2023	31/01/2023	31/01/2023
Type of sample		Oyster	Oyster	Oyster	Oyster	Oyster
Date extracted	-	08/03/2023	08/03/2023	08/03/2023	08/03/2023	08/03/2023
Date analysed	-	08/03/2023	08/03/2023	08/03/2023	08/03/2023	08/03/2023
HCB	mg/kg	<0.02	<0.02	<0.02	<0.02	<0.02
alpha-BHC	mg/kg	<0.02	<0.02	<0.02	<0.02	<0.02
gamma-BHC	mg/kg	<0.02	<0.02	<0.02	<0.02	<0.02
beta-BHC	mg/kg	<0.02	<0.02	<0.02	<0.02	<0.02
Heptachlor	mg/kg	<0.02	<0.02	<0.02	<0.02	<0.02
delta-BHC	mg/kg	<0.02	<0.02	<0.02	<0.02	<0.02
Aldrin	mg/kg	<0.02	<0.02	<0.02	<0.02	<0.02
Heptachlor Epoxide	mg/kg	<0.02	<0.02	<0.02	<0.02	<0.02
gamma-Chlordane	mg/kg	<0.02	<0.02	<0.02	<0.02	<0.02
alpha-chlordane	mg/kg	<0.02	<0.02	<0.02	<0.02	<0.02
Endosulfan I	mg/kg	<0.02	<0.02	<0.02	<0.02	<0.02
pp-DDE	mg/kg	<0.02	<0.02	<0.02	<0.02	<0.02
Dieldrin	mg/kg	<0.02	<0.02	<0.02	<0.02	<0.02
Endrin	mg/kg	<0.02	<0.02	<0.02	<0.02	<0.02
pp-DDD	mg/kg	<0.02	<0.02	<0.02	<0.02	<0.02
Endosulfan II	mg/kg	<0.02	<0.02	<0.02	<0.02	<0.02
pp-DDT	mg/kg	<0.02	<0.02	<0.02	<0.02	<0.02
Endrin Aldehyde	mg/kg	<0.02	<0.02	<0.02	<0.02	<0.02
Endosulfan Sulphate	mg/kg	<0.02	<0.02	<0.02	<0.02	<0.02
Surrogate TCMX	%	117	112	108	102	104

Organochlorine Pesticides in Biomass		
Our Reference		317918-6
Your Reference	UNITS	B3-PO
Date Sampled		31/01/2023
Type of sample		Oyster
Date extracted	-	08/03/2023
Date analysed	-	08/03/2023
HCB	mg/kg	<0.02
alpha-BHC	mg/kg	<0.02
gamma-BHC	mg/kg	<0.02
beta-BHC	mg/kg	<0.02
Heptachlor	mg/kg	<0.02
delta-BHC	mg/kg	<0.02
Aldrin	mg/kg	<0.02
Heptachlor Epoxide	mg/kg	<0.02
gamma-Chlordane	mg/kg	<0.02
alpha-chlordane	mg/kg	<0.02
Endosulfan I	mg/kg	<0.02
pp-DDE	mg/kg	<0.02
Dieldrin	mg/kg	<0.02
Endrin	mg/kg	<0.02
pp-DDD	mg/kg	<0.02
Endosulfan II	mg/kg	<0.02
pp-DDT	mg/kg	<0.02
Endrin Aldehyde	mg/kg	<0.02
Endosulfan Sulphate	mg/kg	<0.02
Surrogate TCMX	%	100

**Client Reference: Marine Pollution Reserach - West Culburra**

Acid Extractable metals in biomass						
Our Reference		317918-1	317918-2	317918-3	317918-4	317918-5
Your Reference	UNITS	B1-SRO	B2-SRO	B3-SRO	B1-PO	B2-PO
Date Sampled		31/01/2023	31/01/2023	31/01/2023	31/01/2023	31/01/2023
Type of sample		Oyster	Oyster	Oyster	Oyster	Oyster
Date prepared	-	09/03/2023	09/03/2023	09/03/2023	09/03/2023	09/03/2023
Date analysed	-	09/03/2023	09/03/2023	09/03/2023	09/03/2023	09/03/2023
Arsenic	mg/kg	8	8	10	5	6
Chromium	mg/kg	<1	<1	<1	<1	<1
Copper	mg/kg	93	96	110	70	78
Lead	mg/kg	<1	<1	<1	<1	<1
Mercury	mg/kg	<0.1	<0.1	<0.1	<0.1	<0.1
Selenium	mg/kg	<4	<4	<4	<4	<2
Zinc	mg/kg	1,300	1,200	1,300	460	500

Acid Extractable metals in biomass		
Our Reference		317918-6
Your Reference	UNITS	B3-PO
Date Sampled		31/01/2023
Type of sample		Oyster
Date prepared	-	09/03/2023
Date analysed	-	09/03/2023
Arsenic	mg/kg	6
Chromium	mg/kg	<1
Copper	mg/kg	65
Lead	mg/kg	<1
Mercury	mg/kg	<0.1
Selenium	mg/kg	<4
Zinc	mg/kg	460



**Client Reference: Marine Pollution Reserach - West Culburra**

Method ID	Methodology Summary
<b>Metals-020</b>	Determination of various metals by ICP-AES.
<b>Metals-021</b>	Determination of Mercury by Cold Vapour AAS.
<b>Org-021</b>	Soil samples are extracted with dichloromethane/acetone and waters with dichloromethane and analysed by GC with dual ECD's.
<b>Org-022/025</b>	<p>Soil samples are extracted with Dichloromethane/Acetone and waters with Dichloromethane and analysed by GC-MS and/or GC-MS/MS. Benzo(a)pyrene TEQ as per NEPM B1 Guideline on Investigation Levels for Soil and Groundwater - 2013.</p> <p>For soil results:-</p> <ol style="list-style-type: none"><li>1. 'EQ PQL' values are assuming all contributing PAHs reported as &lt;PQL are actually at the PQL. This is the most conservative approach and can give false positive TEQs given that PAHs that contribute to the TEQ calculation may not be present.</li><li>2. 'EQ zero' values are assuming all contributing PAHs reported as &lt;PQL are zero. This is the least conservative approach and is more susceptible to false negative TEQs when PAHs that contribute to the TEQ calculation are present but below PQL.</li><li>3. 'EQ half PQL' values are assuming all contributing PAHs reported as &lt;PQL are half the stipulated PQL. Hence a mid-point between the most and least conservative approaches above.</li></ol> <p>Note, the Total +ve PAHs PQL is reflective of the lowest individual PQL and is therefore "Total +ve PAHs" is simply a sum of the positive individual PAHs.</p>

Client Reference: Marine Pollution Reserach - West Culburra

QUALITY CONTROL: PAHs in Biomass				Duplicate				Spike Recovery %		
Test Description	Units	PQL	Method	Blank	#	Base	Dup.	RPD	LCS-1	[NT]
Date extracted	-			08/03/2023	[NT]	[NT]	[NT]	[NT]	08/03/2023	[NT]
Date analysed	-			08/03/2023	[NT]	[NT]	[NT]	[NT]	08/03/2023	[NT]
Naphthalene	mg/kg	0.1	Org-022/025	<0.1	[NT]	[NT]	[NT]	[NT]	114	[NT]
Acenaphthylene	mg/kg	0.1	Org-022/025	<0.1	[NT]	[NT]	[NT]	[NT]	[NT]	[NT]
Acenaphthene	mg/kg	0.1	Org-022/025	<0.1	[NT]	[NT]	[NT]	[NT]	113	[NT]
Fluorene	mg/kg	0.1	Org-022/025	<0.1	[NT]	[NT]	[NT]	[NT]	116	[NT]
Phenanthrene	mg/kg	0.1	Org-022/025	<0.1	[NT]	[NT]	[NT]	[NT]	116	[NT]
Anthracene	mg/kg	0.1	Org-022/025	<0.1	[NT]	[NT]	[NT]	[NT]	[NT]	[NT]
Fluoranthene	mg/kg	0.1	Org-022/025	<0.1	[NT]	[NT]	[NT]	[NT]	113	[NT]
Pyrene	mg/kg	0.1	Org-022/025	<0.1	[NT]	[NT]	[NT]	[NT]	114	[NT]
Benzo(a)anthracene	mg/kg	0.1	Org-022/025	<0.1	[NT]	[NT]	[NT]	[NT]	[NT]	[NT]
Chrysene	mg/kg	0.1	Org-022/025	<0.1	[NT]	[NT]	[NT]	[NT]	76	[NT]
Benzo(b,j+k)fluoranthene	mg/kg	0.2	Org-022/025	<0.2	[NT]	[NT]	[NT]	[NT]	[NT]	[NT]
Benzo(a)pyrene	mg/kg	0.05	Org-022/025	<0.05	[NT]	[NT]	[NT]	[NT]	119	[NT]
Indeno(1,2,3-c,d)pyrene	mg/kg	0.1	Org-022/025	<0.1	[NT]	[NT]	[NT]	[NT]	[NT]	[NT]
Dibenzo(a,h)anthracene	mg/kg	0.1	Org-022/025	<0.1	[NT]	[NT]	[NT]	[NT]	[NT]	[NT]
Benzo(g,h,i)perylene	mg/kg	0.1	Org-022/025	<0.1	[NT]	[NT]	[NT]	[NT]	[NT]	[NT]
Surrogate p-Terphenyl-d14	%		Org-022/025	114	[NT]	[NT]	[NT]	[NT]	107	[NT]

**Client Reference: Marine Pollution Reserach - West Culburra**

QUALITY CONTROL: Organochlorine Pesticides in Biomass					Duplicate			Spike Recovery %		
Test Description	Units	PQL	Method	Blank	#	Base	Dup.	RPD	LCS-1	[NT]
Date extracted	-			08/03/2023	[NT]	[NT]	[NT]	[NT]	08/03/2023	[NT]
Date analysed	-			08/03/2023	[NT]	[NT]	[NT]	[NT]	08/03/2023	[NT]
HCB	mg/kg	0.02	Org-021	<0.02	[NT]	[NT]	[NT]	[NT]	108	[NT]
alpha-BHC	mg/kg	0.02	Org-021	<0.02	[NT]	[NT]	[NT]	[NT]	104	[NT]
gamma-BHC	mg/kg	0.02	Org-021	<0.02	[NT]	[NT]	[NT]	[NT]	[NT]	[NT]
beta-BHC	mg/kg	0.02	Org-021	<0.02	[NT]	[NT]	[NT]	[NT]	104	[NT]
Heptachlor	mg/kg	0.02	Org-021	<0.02	[NT]	[NT]	[NT]	[NT]	108	[NT]
delta-BHC	mg/kg	0.02	Org-021	<0.02	[NT]	[NT]	[NT]	[NT]	[NT]	[NT]
Aldrin	mg/kg	0.02	Org-021	<0.02	[NT]	[NT]	[NT]	[NT]	108	[NT]
Heptachlor Epoxide	mg/kg	0.02	Org-021	<0.02	[NT]	[NT]	[NT]	[NT]	[NT]	[NT]
gamma-Chlordane	mg/kg	0.02	Org-021	<0.02	[NT]	[NT]	[NT]	[NT]	[NT]	[NT]
alpha-chlordane	mg/kg	0.02	Org-021	<0.02	[NT]	[NT]	[NT]	[NT]	[NT]	[NT]
Endosulfan I	mg/kg	0.02	Org-021	<0.02	[NT]	[NT]	[NT]	[NT]	[NT]	[NT]
pp-DDE	mg/kg	0.02	Org-021	<0.02	[NT]	[NT]	[NT]	[NT]	118	[NT]
Dieldrin	mg/kg	0.02	Org-021	<0.02	[NT]	[NT]	[NT]	[NT]	114	[NT]
Endrin	mg/kg	0.02	Org-021	<0.02	[NT]	[NT]	[NT]	[NT]	106	[NT]
pp-DDD	mg/kg	0.02	Org-021	<0.02	[NT]	[NT]	[NT]	[NT]	106	[NT]
Endosulfan II	mg/kg	0.02	Org-021	<0.02	[NT]	[NT]	[NT]	[NT]	[NT]	[NT]
pp-DDT	mg/kg	0.02	Org-021	<0.02	[NT]	[NT]	[NT]	[NT]	[NT]	[NT]
Endrin Aldehyde	mg/kg	0.02	Org-021	<0.02	[NT]	[NT]	[NT]	[NT]	[NT]	[NT]
Endosulfan Sulphate	mg/kg	0.02	Org-021	<0.02	[NT]	[NT]	[NT]	[NT]	102	[NT]
Surrogate TCMX	%		Org-021	114	[NT]	[NT]	[NT]	[NT]	108	[NT]

**Client Reference: Marine Pollution Reserach - West Culburra**

QUALITY CONTROL: Acid Extractable metals in biomass				Duplicate				Spike Recovery %		
Test Description	Units	PQL	Method	Blank	#	Base	Dup.	RPD	LCS-1	[NT]
Date prepared	-			09/03/2023	[NT]	[NT]	[NT]	[NT]	09/03/2023	[NT]
Date analysed	-			09/03/2023	[NT]	[NT]	[NT]	[NT]	09/03/2023	[NT]
Arsenic	mg/kg	4	Metals-020	<4	[NT]	[NT]	[NT]	[NT]	110	[NT]
Chromium	mg/kg	1	Metals-020	<1	[NT]	[NT]	[NT]	[NT]	107	[NT]
Copper	mg/kg	1	Metals-020	<1	[NT]	[NT]	[NT]	[NT]	105	[NT]
Lead	mg/kg	1	Metals-020	<1	[NT]	[NT]	[NT]	[NT]	108	[NT]
Mercury	mg/kg	0.1	Metals-021	<0.1	[NT]	[NT]	[NT]	[NT]	106	[NT]
Selenium	mg/kg	2	Metals-020	<2	[NT]	[NT]	[NT]	[NT]	103	[NT]
Zinc	mg/kg	1	Metals-020	<1	[NT]	[NT]	[NT]	[NT]	109	[NT]

## Result Definitions

<b>NT</b>	Not tested
<b>NA</b>	Test not required
<b>INS</b>	Insufficient sample for this test
<b>PQL</b>	Practical Quantitation Limit
<b>&lt;</b>	Less than
<b>&gt;</b>	Greater than
<b>RPD</b>	Relative Percent Difference
<b>LCS</b>	Laboratory Control Sample
<b>NS</b>	Not specified
<b>NEPM</b>	National Environmental Protection Measure
<b>NR</b>	Not Reported

## Quality Control Definitions

<b>Blank</b>	This is the component of the analytical signal which is not derived from the sample but from reagents, glassware etc, can be determined by processing solvents and reagents in exactly the same manner as for samples.
<b>Duplicate</b>	This is the complete duplicate analysis of a sample from the process batch. If possible, the sample selected should be one where the analyte concentration is easily measurable.
<b>Matrix Spike</b>	A portion of the sample is spiked with a known concentration of target analyte. The purpose of the matrix spike is to monitor the performance of the analytical method used and to determine whether matrix interferences exist.
<b>LCS (Laboratory Control Sample)</b>	This comprises either a standard reference material or a control matrix (such as a blank sand or water) fortified with analytes representative of the analyte class. It is simply a check sample.
<b>Surrogate Spike</b>	Surrogates are known additions to each sample, blank, matrix spike and LCS in a batch, of compounds which are similar to the analyte of interest, however are not expected to be found in real samples.
Australian Drinking Water Guidelines recommend that Thermotolerant Coliform, Faecal Enterococci, & E.Coli levels are less than 1cfu/100mL. The recommended maximums are taken from "Australian Drinking Water Guidelines", published by NHMRC & ARMC 2011.	
The recommended maximums for analytes in urine are taken from "2018 TLVs and BEIs", as published by ACGIH (where available). Limit provided for Nickel is a precautionary guideline as per Position Paper prepared by AIOH Exposure Standards Committee, 2016.	
Guideline limits for Rinse Water Quality reported as per analytical requirements and specifications of AS 4187, Amdt 2 2019, Table 7.2	

## Laboratory Acceptance Criteria

Duplicate sample and matrix spike recoveries may not be reported on smaller jobs, however, were analysed at a frequency to meet or exceed NEPM requirements. All samples are tested in batches of 20. The duplicate sample RPD and matrix spike recoveries for the batch were within the laboratory acceptance criteria.

Filters, swabs, wipes, tubes and badges will not have duplicate data as the whole sample is generally extracted during sample extraction.

Spikes for Physical and Aggregate Tests are not applicable.

For VOCs in water samples, three vials are required for duplicate or spike analysis.

Duplicates: >10xPQL - RPD acceptance criteria will vary depending on the analytes and the analytical techniques but is typically in the range 20%-50% – see ELN-P05 QA/QC tables for details; <10xPQL - RPD are higher as the results approach PQL and the estimated measurement uncertainty will statistically increase.

Matrix Spikes, LCS and Surrogate recoveries: Generally 70-130% for inorganics/metals (not SPOCAS); 60-140% for organics/SPOCAS (+/-50% surrogates) and 10-140% for labile SVOCs (including labile surrogates), ultra trace organics and speciated phenols is acceptable.

In circumstances where no duplicate and/or sample spike has been reported at 1 in 10 and/or 1 in 20 samples respectively, the sample volume submitted was insufficient in order to satisfy laboratory QA/QC protocols.

When samples are received where certain analytes are outside of recommended technical holding times (THTs), the analysis has proceeded. Where analytes are on the verge of breaching THTs, every effort will be made to analyse within the THT or as soon as practicable.

Where sampling dates are not provided, Envirolab are not in a position to comment on the validity of the analysis where recommended technical holding times may have been breached.

Where matrix spike recoveries fall below the lower limit of the acceptance criteria (e.g. for non-labile or standard Organics <60%), positive result(s) in the parent sample will subsequently have a higher than typical estimated uncertainty (MU estimates supplied on request) and in these circumstances the sample result is likely biased significantly low.

Measurement Uncertainty estimates are available for most tests upon request.

Analysis of aqueous samples typically involves the extraction/digestion and/or analysis of the liquid phase only (i.e. NOT any settled sediment phase but inclusive of suspended particles if present), unless stipulated on the Envirolab COC and/or by correspondence. Notable exceptions include certain Physical Tests (pH/EC/BOD/COD/Apparent Colour etc.), Solids testing, total recoverable metals and PFAS where solids are included by default.

Samples for Microbiological analysis (not Amoeba forms) received outside of the 2-8°C temperature range do not meet the ideal cooling conditions as stated in AS2031-2012.



## Report Comments

PAHs in Soil - # Percent recovery for the surrogate is not possible to report due to interference from analytes (other than those being tested) in samples 317918-4,5,6.

Metals in biomass - The PQL has been raised for Se due to interferences from analytes (other than those being tested).

## CERTIFICATE OF ANALYSIS 318341

### Client Details

<b>Client</b>	MARINE POLLUTION RESEARCH PTY LTD
<b>Attention</b>	Jacob Broom
<b>Address</b>	25 RICHARD ROAD, SCOTLAND ISLAND, NSW, 2105

### Sample Details

<b>Your Reference</b>	<u>Marine Pollution Research - West Culburra</u>
<b>Number of Samples</b>	48 Oyster
<b>Date samples received</b>	10/03/2023
<b>Date completed instructions received</b>	10/03/2023

### Analysis Details

Please refer to the following pages for results, methodology summary and quality control data.  
 Samples were analysed as received from the client. Results relate specifically to the samples as received.  
 Results are reported on a dry weight basis for solids and on an as received basis for other matrices.  
**Please refer to the last page of this report for any comments relating to the results.**

### Report Details

<b>Date results requested by</b>	17/03/2023
<b>Date of Issue</b>	20/03/2023
This document shall not be reproduced except in full.	

#### **Results Approved By**

Greta Petzold, Assistant Operation Manager  
 Liam Timmins, Organics Supervisor  
 Loren Bardwell, Development Chemist

#### **Authorised By**



Nancy Zhang, Laboratory Manager

Client Reference: Marine Pollution Research - West Culburra

PAHs in Biomass						
Our Reference		318341-1	318341-2	318341-3	318341-4	318341-5
Your Reference	UNITS	CVP1-SR-1	CVP1-SR-1	CVP2-SR-1	CVP2-SR-2	BB1-SR-1
Type of sample		Oyster	Oyster	Oyster	Oyster	Oyster
Date extracted	-	16/03/2023	16/03/2023	16/03/2023	16/03/2023	16/03/2023
Date analysed	-	17/03/2023	17/03/2023	17/03/2023	17/03/2023	17/03/2023
Naphthalene	ug/kg	<1	<1	<1	<1	<1
Acenaphthylene	ug/kg	<1	<1	<1	<1	<1
Acenaphthene	ug/kg	<1	<1	<1	<1	<1
Fluorene	ug/kg	<1	<1	<1	<1	<1
Phenanthrene	ug/kg	<1	<1	<1	<1	<1
Anthracene	ug/kg	<1	<1	<1	<1	<1
Fluoranthene	ug/kg	<1	<1	<1	<1	<1
Pyrene	ug/kg	<1	<1	<1	<1	<1
Benzo(a)anthracene	ug/kg	<1	<1	<1	<1	<1
Chrysene	ug/kg	<1	<1	<1	<1	<1
Benzo(b,j+k)fluoranthene	ug/kg	<2	<2	<2	<2	<2
Benzo(a)pyrene	ug/kg	<0.5	<0.5	<0.5	<0.5	<0.5
Indeno(1,2,3-c,d)pyrene	ug/kg	<1	<1	<1	<1	<1
Dibenzo(a,h)anthracene	ug/kg	<1	<1	<1	<1	<1
Benzo(g,h,i)perylene	ug/kg	<1	<1	<1	<1	<1
Total +ve PAH's	ug/kg	<0.5	<0.5	<0.5	<0.5	<0.5
Benzo(a)pyrene TEQ calc (zero)	ug/kg	<5	<5	<5	<5	<5
Benzo(a)pyrene TEQ calc(half)	ug/kg	<5	<5	<5	<5	<5
Benzo(a)pyrene TEQ calc(PQL)	ug/kg	<5	<5	<5	<5	<5
Surrogate p-Terphenyl-d14	%	#	#	#	#	#

**Client Reference: Marine Pollution Research - West Culburra**

<b>PAHs in Biomass</b>						
Our Reference		318341-6	318341-7	318341-8	318341-9	318341-10
Your Reference	UNITS	BB1-SR-2	BB2-SR-1	BB2-SR-2	SWB1-SR-1	SWB1-SR-2
Type of sample		Oyster	Oyster	Oyster	Oyster	Oyster
Date extracted	-	16/03/2023	16/03/2023	16/03/2023	16/03/2023	16/03/2023
Date analysed	-	17/03/2023	17/03/2023	17/03/2023	17/03/2023	17/03/2023
Naphthalene	ug/kg	<1	<1	<1	<1	<1
Acenaphthylene	ug/kg	<1	<1	<1	<1	<1
Acenaphthene	ug/kg	<1	<1	<1	<1	<1
Fluorene	ug/kg	<1	<1	<1	<1	<1
Phenanthrene	ug/kg	<1	<1	<1	<1	<1
Anthracene	ug/kg	<1	<1	<1	<1	<1
Fluoranthene	ug/kg	<1	<1	<1	<1	<1
Pyrene	ug/kg	<1	<1	<1	<1	<1
Benzo(a)anthracene	ug/kg	<1	<1	<1	<1	<1
Chrysene	ug/kg	<1	<1	<1	<1	<1
Benzo(b,j+k)fluoranthene	ug/kg	<2	<2	<2	<2	<2
Benzo(a)pyrene	ug/kg	<0.5	<0.5	<0.5	<0.5	<0.5
Indeno(1,2,3-c,d)pyrene	ug/kg	<1	<1	<1	<1	<1
Dibenzo(a,h)anthracene	ug/kg	<1	<1	<1	<1	<1
Benzo(g,h,i)perylene	ug/kg	<1	<1	<1	<1	<1
Total +ve PAH's	ug/kg	<0.5	<0.5	<0.5	<0.5	<0.5
Benzo(a)pyrene TEQ calc (zero)	ug/kg	<5	<5	<5	<5	<5
Benzo(a)pyrene TEQ calc(half)	ug/kg	<5	<5	<5	<5	<5
Benzo(a)pyrene TEQ calc(PQL)	ug/kg	<5	<5	<5	<5	<5
Surrogate p-Terphenyl-d14	%	#	#	#	#	#

Client Reference: Marine Pollution Research - West Culburra

PAHs in Biomass						
Our Reference		318341-11	318341-12	318341-13	318341-14	318341-15
Your Reference	UNITS	SWB2-SR-1	SWB2-SR-2	SEB1-SR-1	SEB1-SR-2	SEB2-SR-1
Type of sample		Oyster	Oyster	Oyster	Oyster	Oyster
Date extracted	-	16/03/2023	16/03/2023	16/03/2023	16/03/2023	16/03/2023
Date analysed	-	17/03/2023	17/03/2023	17/03/2023	17/03/2023	17/03/2023
Naphthalene	ug/kg	<1	<1	<1	<1	<1
Acenaphthylene	ug/kg	<1	<1	<1	<1	<1
Acenaphthene	ug/kg	<1	<1	<1	<1	<1
Fluorene	ug/kg	<1	<1	<1	<1	<1
Phenanthrene	ug/kg	<1	<1	<1	<1	<1
Anthracene	ug/kg	<1	<1	<1	<1	<1
Fluoranthene	ug/kg	<1	<1	<1	<1	<1
Pyrene	ug/kg	<1	<1	<1	<1	<1
Benzo(a)anthracene	ug/kg	<1	<1	<1	<1	<1
Chrysene	ug/kg	<1	<1	<1	<1	<1
Benzo(b,j+k)fluoranthene	ug/kg	<2	<2	<2	<2	<2
Benzo(a)pyrene	ug/kg	<0.5	<0.5	<0.5	<0.5	<0.5
Indeno(1,2,3-c,d)pyrene	ug/kg	<1	<1	<1	<1	<1
Dibenzo(a,h)anthracene	ug/kg	<1	<1	<1	<1	<1
Benzo(g,h,i)perylene	ug/kg	<1	<1	<1	<1	<1
Total +ve PAH's	ug/kg	<0.5	<0.5	<0.5	<0.5	<0.5
Benzo(a)pyrene TEQ calc (zero)	ug/kg	<5	<5	<5	<5	<5
Benzo(a)pyrene TEQ calc(half)	ug/kg	<5	<5	<5	<5	<5
Benzo(a)pyrene TEQ calc(PQL)	ug/kg	<5	<5	<5	<5	<5
Surrogate p-Terphenyl-d14	%	#	#	#	#	#

Client Reference: Marine Pollution Research - West Culburra

PAHs in Biomass						
Our Reference		318341-16	318341-17	318341-18	318341-19	318341-20
Your Reference	UNITS	SEB2-SR-2	NB1-SR-1	NB1-SR-2	NB2-SR-1	NB2-SR-2
Type of sample		Oyster	Oyster	Oyster	Oyster	Oyster
Date extracted	-	16/03/2023	16/03/2023	16/03/2023	16/03/2023	16/03/2023
Date analysed	-	17/03/2023	17/03/2023	17/03/2023	17/03/2023	17/03/2023
Naphthalene	ug/kg	<1	<1	<1	<1	<1
Acenaphthylene	ug/kg	<1	<1	<1	<1	<1
Acenaphthene	ug/kg	<1	<1	<1	<1	<1
Fluorene	ug/kg	<1	<1	<1	<1	<1
Phenanthrene	ug/kg	<1	<1	<1	<1	<1
Anthracene	ug/kg	<1	<1	<1	<1	<1
Fluoranthene	ug/kg	<1	<1	<1	<1	<1
Pyrene	ug/kg	<1	<1	<1	<1	<1
Benzo(a)anthracene	ug/kg	<1	<1	<1	<1	<1
Chrysene	ug/kg	<1	<1	<1	<1	<1
Benzo(b,j+k)fluoranthene	ug/kg	<2	<2	<2	<2	<2
Benzo(a)pyrene	ug/kg	<0.5	<0.5	<0.5	<0.5	<0.5
Indeno(1,2,3-c,d)pyrene	ug/kg	<1	<1	<1	<1	<1
Dibenzo(a,h)anthracene	ug/kg	<1	<1	<1	<1	<1
Benzo(g,h,i)perylene	ug/kg	<1	<1	<1	<1	<1
Total +ve PAH's	ug/kg	<0.5	<0.5	<0.5	<0.5	<0.5
Benzo(a)pyrene TEQ calc (zero)	ug/kg	<5	<5	<5	<5	<5
Benzo(a)pyrene TEQ calc(half)	ug/kg	<5	<5	<5	<5	<5
Benzo(a)pyrene TEQ calc(PQL)	ug/kg	<5	<5	<5	<5	<5
Surrogate p-Terphenyl-d14	%	#	#	#	#	#



Client Reference: Marine Pollution Research - West Culburra

PAHs in Biomass						
Our Reference		318341-21	318341-22	318341-23	318341-24	318341-25
Your Reference	UNITS	CDN1-SR-1	CDN1-SR-2	CDN2-SR-1	CDN2-SR-2	CVP1-P-1
Type of sample		Oyster	Oyster	Oyster	Oyster	Oyster
Date extracted	-	16/03/2023	16/03/2023	16/03/2023	16/03/2023	16/03/2023
Date analysed	-	17/03/2023	17/03/2023	17/03/2023	17/03/2023	17/03/2023
Naphthalene	ug/kg	<1	<1	<1	<1	<1
Acenaphthylene	ug/kg	<1	<1	<1	<1	<1
Acenaphthene	ug/kg	<1	<1	<1	<1	<1
Fluorene	ug/kg	<1	<1	<1	<1	<1
Phenanthrene	ug/kg	<1	<1	<1	<1	<1
Anthracene	ug/kg	<1	<1	<1	<1	<1
Fluoranthene	ug/kg	<1	<1	<1	<1	<1
Pyrene	ug/kg	<1	<1	<1	<1	<1
Benzo(a)anthracene	ug/kg	<1	<1	<1	<1	<1
Chrysene	ug/kg	<1	<1	<1	<1	<1
Benzo(b,j+k)fluoranthene	ug/kg	<2	<2	<2	<2	<2
Benzo(a)pyrene	ug/kg	<0.5	<0.5	<0.5	<0.5	<0.5
Indeno(1,2,3-c,d)pyrene	ug/kg	<1	<1	<1	<1	<1
Dibenzo(a,h)anthracene	ug/kg	<1	<1	<1	<1	<1
Benzo(g,h,i)perylene	ug/kg	<1	<1	<1	<1	<1
Total +ve PAH's	ug/kg	<0.5	<0.5	<0.5	<0.5	<0.5
Benzo(a)pyrene TEQ calc (zero)	ug/kg	<5	<5	<5	<5	<5
Benzo(a)pyrene TEQ calc(half)	ug/kg	<5	<5	<5	<5	<5
Benzo(a)pyrene TEQ calc(PQL)	ug/kg	<5	<5	<5	<5	<5
Surrogate p-Terphenyl-d14	%	#	#	#	#	#

**Client Reference: Marine Pollution Research - West Culburra**

<b>PAHs in Biomass</b>						
Our Reference		318341-26	318341-27	318341-28	318341-29	318341-30
Your Reference	UNITS	CVP1-P-2	CVP2-P-1	CVP2-P-2	BB1-P-1	BB1-P-2
Type of sample		Oyster	Oyster	Oyster	Oyster	Oyster
Date extracted	-	16/03/2023	16/03/2023	16/03/2023	16/03/2023	16/03/2023
Date analysed	-	17/03/2023	17/03/2023	17/03/2023	17/03/2023	17/03/2023
Naphthalene	ug/kg	<1	<1	<1	<1	<1
Acenaphthylene	ug/kg	<1	<1	<1	<1	<1
Acenaphthene	ug/kg	<1	<1	<1	<1	<1
Fluorene	ug/kg	<1	<1	<1	<1	<1
Phenanthrene	ug/kg	<1	<1	<1	<1	<1
Anthracene	ug/kg	<1	<1	<1	<1	<1
Fluoranthene	ug/kg	<1	<1	<1	<1	<1
Pyrene	ug/kg	<1	<1	<1	<1	<1
Benzo(a)anthracene	ug/kg	<1	<1	<1	<1	<1
Chrysene	ug/kg	<1	<1	<1	<1	<1
Benzo(b,j+k)fluoranthene	ug/kg	<2	<2	<2	<2	<2
Benzo(a)pyrene	ug/kg	<0.5	<0.5	<0.5	<0.5	<0.5
Indeno(1,2,3-c,d)pyrene	ug/kg	<1	<1	<1	<1	<1
Dibenzo(a,h)anthracene	ug/kg	<1	<1	<1	<1	<1
Benzo(g,h,i)perylene	ug/kg	<1	<1	<1	<1	<1
Total +ve PAH's	ug/kg	<0.5	<0.5	<0.5	<0.5	<0.5
Benzo(a)pyrene TEQ calc (zero)	ug/kg	<5	<5	<5	<5	<5
Benzo(a)pyrene TEQ calc(half)	ug/kg	<5	<5	<5	<5	<5
Benzo(a)pyrene TEQ calc(PQL)	ug/kg	<5	<5	<5	<5	<5
Surrogate p-Terphenyl-d14	%	#	#	#	#	#

Client Reference: Marine Pollution Research - West Culburra

PAHs in Biomass						
Our Reference		318341-31	318341-32	318341-33	318341-34	318341-35
Your Reference	UNITS	BB2-P-1	BB2-P-2	SWB1-P-1	SWB1-P-2	SWB2-P-1
Type of sample		Oyster	Oyster	Oyster	Oyster	Oyster
Date extracted	-	16/03/2023	16/03/2023	16/03/2023	16/03/2023	16/03/2023
Date analysed	-	17/03/2023	17/03/2023	17/03/2023	17/03/2023	17/03/2023
Naphthalene	ug/kg	<1	<1	<1	<1	<1
Acenaphthylene	ug/kg	<1	<1	<1	<1	<1
Acenaphthene	ug/kg	<1	<1	<1	<1	<1
Fluorene	ug/kg	<1	<1	<1	<1	<1
Phenanthrene	ug/kg	<1	<1	<1	<1	<1
Anthracene	ug/kg	<1	<1	<1	<1	<1
Fluoranthene	ug/kg	<1	<1	<1	<1	<1
Pyrene	ug/kg	<1	<1	<1	<1	<1
Benzo(a)anthracene	ug/kg	<1	<1	<1	<1	<1
Chrysene	ug/kg	<1	<1	<1	<1	<1
Benzo(b,j+k)fluoranthene	ug/kg	<2	<2	<2	<2	<2
Benzo(a)pyrene	ug/kg	<0.5	<0.5	<0.5	<0.5	<0.5
Indeno(1,2,3-c,d)pyrene	ug/kg	<1	<1	<1	<1	<1
Dibenzo(a,h)anthracene	ug/kg	<1	<1	<1	<1	<1
Benzo(g,h,i)perylene	ug/kg	<1	<1	<1	<1	<1
Total +ve PAH's	ug/kg	<0.5	<0.5	<0.5	<0.5	<0.5
Benzo(a)pyrene TEQ calc (zero)	ug/kg	<5	<5	<5	<5	<5
Benzo(a)pyrene TEQ calc(half)	ug/kg	<5	<5	<5	<5	<5
Benzo(a)pyrene TEQ calc(PQL)	ug/kg	<5	<5	<5	<5	<5
Surrogate p-Terphenyl-d14	%	#	#	#	#	65

Client Reference: Marine Pollution Research - West Culburra

PAHs in Biomass						
Our Reference		318341-36	318341-37	318341-38	318341-39	318341-40
Your Reference	UNITS	SWB2-P-2	SEB1-P-1	SEB1-P-2	SEB2-P-1	SEB2-P-2
Type of sample		Oyster	Oyster	Oyster	Oyster	Oyster
Date extracted	-	16/03/2023	16/03/2023	16/03/2023	16/03/2023	16/03/2023
Date analysed	-	17/03/2023	17/03/2023	17/03/2023	17/03/2023	17/03/2023
Naphthalene	ug/kg	<1	<1	<1	<1	<1
Acenaphthylene	ug/kg	<1	<1	<1	<1	<1
Acenaphthene	ug/kg	<1	<1	<1	<1	<1
Fluorene	ug/kg	<1	<1	<1	<1	<1
Phenanthrene	ug/kg	<1	<1	<1	<1	<1
Anthracene	ug/kg	<1	<1	<1	<1	<1
Fluoranthene	ug/kg	<1	<1	<1	<1	<1
Pyrene	ug/kg	<1	<1	<1	<1	<1
Benzo(a)anthracene	ug/kg	<1	<1	<1	<1	<1
Chrysene	ug/kg	<1	<1	<1	<1	<1
Benzo(b,j+k)fluoranthene	ug/kg	<2	<2	<2	<2	<2
Benzo(a)pyrene	ug/kg	<0.5	<0.5	<0.5	<0.5	<0.5
Indeno(1,2,3-c,d)pyrene	ug/kg	<1	<1	<1	<1	<1
Dibenzo(a,h)anthracene	ug/kg	<1	<1	<1	<1	<1
Benzo(g,h,i)perylene	ug/kg	<1	<1	<1	<1	<1
Total +ve PAH's	ug/kg	<0.5	<0.5	<0.5	<0.5	<0.5
Benzo(a)pyrene TEQ calc (zero)	ug/kg	<5	<5	<5	<5	<5
Benzo(a)pyrene TEQ calc(half)	ug/kg	<5	<5	<5	<5	<5
Benzo(a)pyrene TEQ calc(PQL)	ug/kg	<5	<5	<5	<5	<5
Surrogate p-Terphenyl-d14	%	#	#	#	#	#

Client Reference: Marine Pollution Research - West Culburra

PAHs in Biomass						
Our Reference		318341-41	318341-42	318341-43	318341-44	318341-45
Your Reference	UNITS	NB1-P-1	NB1-P-2	NB2-P-1	NB2-P-2	CDN1-P-1
Type of sample		Oyster	Oyster	Oyster	Oyster	Oyster
Date extracted	-	16/03/2023	16/03/2023	16/03/2023	16/03/2023	16/03/2023
Date analysed	-	17/03/2023	17/03/2023	17/03/2023	17/03/2023	17/03/2023
Naphthalene	ug/kg	<1	<1	<1	<1	<1
Acenaphthylene	ug/kg	<1	<1	<1	<1	<1
Acenaphthene	ug/kg	<1	<1	<1	<1	<1
Fluorene	ug/kg	<1	<1	<1	<1	<1
Phenanthrene	ug/kg	<1	<1	<1	<1	<1
Anthracene	ug/kg	<1	<1	<1	<1	<1
Fluoranthene	ug/kg	<1	<1	<1	<1	<1
Pyrene	ug/kg	<1	<1	<1	<1	<1
Benzo(a)anthracene	ug/kg	<1	<1	<1	<1	<1
Chrysene	ug/kg	<1	<1	<1	<1	<1
Benzo(b,j+k)fluoranthene	ug/kg	<2	<2	<2	<2	<2
Benzo(a)pyrene	ug/kg	<0.5	<0.5	<0.5	<0.5	<0.5
Indeno(1,2,3-c,d)pyrene	ug/kg	<1	<1	<1	<1	<1
Dibenzo(a,h)anthracene	ug/kg	<1	<1	<1	<1	<1
Benzo(g,h,i)perylene	ug/kg	<1	<1	<1	<1	<1
Total +ve PAH's	ug/kg	<0.5	<0.5	<0.5	<0.5	<0.5
Benzo(a)pyrene TEQ calc (zero)	ug/kg	<5	<5	<5	<5	<5
Benzo(a)pyrene TEQ calc(half)	ug/kg	<5	<5	<5	<5	<5
Benzo(a)pyrene TEQ calc(PQL)	ug/kg	<5	<5	<5	<5	<5
Surrogate p-Terphenyl-d14	%	#	#	61	69	67

PAHs in Biomass				
Our Reference		318341-46	318341-47	318341-48
Your Reference	UNITS	CDN1-P-2	CDN2-P-1	CDN2-P-2
Type of sample		Oyster	Oyster	Oyster
Date extracted	-	16/03/2023	16/03/2023	16/03/2023
Date analysed	-	17/03/2023	17/03/2023	17/03/2023
Naphthalene	ug/kg	<1	<1	<1
Acenaphthylene	ug/kg	<1	<1	<1
Acenaphthene	ug/kg	<1	<1	<1
Fluorene	ug/kg	<1	<1	<1
Phenanthrene	ug/kg	<1	<1	<1
Anthracene	ug/kg	<1	<1	<1
Fluoranthene	ug/kg	<1	<1	<1
Pyrene	ug/kg	<1	<1	<1
Benzo(a)anthracene	ug/kg	<1	<1	<1
Chrysene	ug/kg	<1	<1	<1
Benzo(b,j+k)fluoranthene	ug/kg	<2	<2	<2
Benzo(a)pyrene	ug/kg	<0.5	<0.5	<0.5
Indeno(1,2,3-c,d)pyrene	ug/kg	<1	<1	<1
Dibenzo(a,h)anthracene	ug/kg	<1	<1	<1
Benzo(g,h,i)perylene	ug/kg	<1	<1	<1
Total +ve PAH's	ug/kg	<0.5	<0.5	<0.5
Benzo(a)pyrene TEQ calc (zero)	ug/kg	<5	<5	<5
Benzo(a)pyrene TEQ calc(half)	ug/kg	<5	<5	<5
Benzo(a)pyrene TEQ calc(PQL)	ug/kg	<5	<5	<5
Surrogate p-Terphenyl-d14	%	#	#	60



Organochlorine Pesticides in Biomass						
Our Reference		318341-1	318341-2	318341-3	318341-4	318341-5
Your Reference	UNITS	CVP1-SR-1	CVP1-SR-1	CVP2-SR-1	CVP2-SR-2	BB1-SR-1
Type of sample		Oyster	Oyster	Oyster	Oyster	Oyster
Date extracted	-	16/03/2023	16/03/2023	16/03/2023	16/03/2023	16/03/2023
Date analysed	-	17/03/2023	17/03/2023	17/03/2023	17/03/2023	17/03/2023
HCB	ug/kg	<1	<1	<1	<1	<1
alpha-BHC	ug/kg	<1	<1	<1	<1	<1
gamma-BHC	ug/kg	<1	<1	<1	<1	<1
beta-BHC	ug/kg	<1	<1	<1	<1	<1
Heptachlor	ug/kg	<1	<1	<1	<1	<1
delta-BHC	ug/kg	<1	<1	<1	<1	<1
Aldrin	ug/kg	<1	<1	<1	<1	<1
Heptachlor Epoxide	ug/kg	<1	<1	<1	<1	<1
gamma-Chlordane	ug/kg	<1	<1	<1	<1	<1
alpha-chlordane	ug/kg	<1	<1	<1	<1	<1
Endosulfan I	ug/kg	<1	<1	<1	<1	<1
pp-DDE	ug/kg	<1	<1	<1	<1	<1
Dieldrin	ug/kg	<1	<1	<1	<1	<1
Endrin	ug/kg	<1	<1	<1	<1	<1
pp-DDD	ug/kg	<1	<1	<1	<1	<1
Endosulfan II	ug/kg	<1	<1	<1	<1	<1
pp-DDT	ug/kg	<1	<1	<1	<1	<1
Endrin Aldehyde	ug/kg	<1	<1	<1	<1	<1
Endosulfan Sulphate	ug/kg	<1	<1	<1	<1	<1
Surrogate TCMX	%	98	96	97	98	98

Organochlorine Pesticides in Biomass						
Our Reference		318341-6	318341-7	318341-8	318341-9	318341-10
Your Reference	UNITS	BB1-SR-2	BB2-SR-1	BB2-SR-2	SWB1-SR-1	SWB1-SR-2
Type of sample		Oyster	Oyster	Oyster	Oyster	Oyster
Date extracted	-	16/03/2023	16/03/2023	16/03/2023	16/03/2023	16/03/2023
Date analysed	-	17/03/2023	17/03/2023	17/03/2023	17/03/2023	17/03/2023
HCB	ug/kg	<1	<1	<1	<1	<1
alpha-BHC	ug/kg	<1	<1	<1	<1	<1
gamma-BHC	ug/kg	<1	<1	<1	<1	<1
beta-BHC	ug/kg	<1	<1	<1	<1	<1
Heptachlor	ug/kg	<1	<1	<1	<1	<1
delta-BHC	ug/kg	<1	<1	<1	<1	<1
Aldrin	ug/kg	<1	<1	<1	<1	<1
Heptachlor Epoxide	ug/kg	<1	<1	<1	<1	<1
gamma-Chlordane	ug/kg	<1	<1	<1	<1	<1
alpha-chlordane	ug/kg	<1	<1	<1	<1	<1
Endosulfan I	ug/kg	<1	<1	<1	<1	<1
pp-DDE	ug/kg	<1	<1	<1	<1	<1
Dieldrin	ug/kg	<1	<1	<1	<1	<1
Endrin	ug/kg	<1	<1	<1	<1	<1
pp-DDD	ug/kg	<1	<1	<1	<1	<1
Endosulfan II	ug/kg	<1	<1	<1	<1	<1
pp-DDT	ug/kg	<1	<1	<1	<1	<1
Endrin Aldehyde	ug/kg	<1	<1	<1	<1	<1
Endosulfan Sulphate	ug/kg	<1	<1	<1	<1	<1
Surrogate TCMX	%	97	97	93	96	97

Organochlorine Pesticides in Biomass						
Our Reference		318341-11	318341-12	318341-13	318341-14	318341-15
Your Reference	UNITS	SWB2-SR-1	SWB2-SR-2	SEB1-SR-1	SEB1-SR-2	SEB2-SR-1
Type of sample		Oyster	Oyster	Oyster	Oyster	Oyster
Date extracted	-	16/03/2023	16/03/2023	16/03/2023	16/03/2023	16/03/2023
Date analysed	-	17/03/2023	17/03/2023	17/03/2023	17/03/2023	17/03/2023
HCB	ug/kg	<1	<1	<1	<1	<1
alpha-BHC	ug/kg	<1	<1	<1	<1	<1
gamma-BHC	ug/kg	<1	<1	<1	<1	<1
beta-BHC	ug/kg	<1	<1	<1	<1	<1
Heptachlor	ug/kg	<1	<1	<1	<1	<1
delta-BHC	ug/kg	<1	<1	<1	<1	<1
Aldrin	ug/kg	<1	<1	<1	<1	<1
Heptachlor Epoxide	ug/kg	<1	<1	<1	<1	<1
gamma-Chlordane	ug/kg	<1	<1	<1	<1	<1
alpha-chlordane	ug/kg	<1	<1	<1	<1	<1
Endosulfan I	ug/kg	<1	<1	<1	<1	<1
pp-DDE	ug/kg	<1	<1	<1	<1	<1
Dieldrin	ug/kg	<1	<1	<1	<1	<1
Endrin	ug/kg	<1	<1	<1	<1	<1
pp-DDD	ug/kg	<1	<1	<1	<1	<1
Endosulfan II	ug/kg	<1	<1	<1	<1	<1
pp-DDT	ug/kg	<1	<1	<1	<1	<1
Endrin Aldehyde	ug/kg	<1	<1	<1	<1	<1
Endosulfan Sulphate	ug/kg	<1	<1	<1	<1	<1
Surrogate TCMX	%	94	94	91	94	93

Organochlorine Pesticides in Biomass						
Our Reference		318341-16	318341-17	318341-18	318341-19	318341-20
Your Reference	UNITS	SEB2-SR-2	NB1-SR-1	NB1-SR-2	NB2-SR-1	NB2-SR-2
Type of sample		Oyster	Oyster	Oyster	Oyster	Oyster
Date extracted	-	16/03/2023	16/03/2023	16/03/2023	16/03/2023	16/03/2023
Date analysed	-	17/03/2023	17/03/2023	17/03/2023	17/03/2023	17/03/2023
HCB	ug/kg	<1	<1	<1	<1	<1
alpha-BHC	ug/kg	<1	<1	<1	<1	<1
gamma-BHC	ug/kg	<1	<1	<1	<1	<1
beta-BHC	ug/kg	<1	<1	<1	<1	<1
Heptachlor	ug/kg	<1	<1	<1	<1	<1
delta-BHC	ug/kg	<1	<1	<1	<1	<1
Aldrin	ug/kg	<1	<1	<1	<1	<1
Heptachlor Epoxide	ug/kg	<1	<1	<1	<1	<1
gamma-Chlordane	ug/kg	<1	<1	<1	<1	<1
alpha-chlordane	ug/kg	<1	<1	<1	<1	<1
Endosulfan I	ug/kg	<1	<1	<1	<1	<1
pp-DDE	ug/kg	<1	<1	<1	<1	<1
Dieldrin	ug/kg	<1	<1	<1	<1	<1
Endrin	ug/kg	<1	<1	<1	<1	<1
pp-DDD	ug/kg	<1	<1	<1	<1	<1
Endosulfan II	ug/kg	<1	<1	<1	<1	<1
pp-DDT	ug/kg	<1	<1	<1	<1	<1
Endrin Aldehyde	ug/kg	<1	<1	<1	<1	<1
Endosulfan Sulphate	ug/kg	<1	<1	<1	<1	<1
Surrogate TCMX	%	95	96	97	98	97

Organochlorine Pesticides in Biomass						
Our Reference		318341-21	318341-22	318341-23	318341-24	318341-25
Your Reference	UNITS	CDN1-SR-1	CDN1-SR-2	CDN2-SR-1	CDN2-SR-2	CVP1-P-1
Type of sample		Oyster	Oyster	Oyster	Oyster	Oyster
Date extracted	-	16/03/2023	16/03/2023	16/03/2023	16/03/2023	16/03/2023
Date analysed	-	17/03/2023	17/03/2023	17/03/2023	17/03/2023	17/03/2023
HCB	ug/kg	<1	<1	<1	<1	<1
alpha-BHC	ug/kg	<1	<1	<1	<1	<1
gamma-BHC	ug/kg	<1	<1	<1	<1	<1
beta-BHC	ug/kg	<1	<1	<1	<1	<1
Heptachlor	ug/kg	<1	<1	<1	<1	<1
delta-BHC	ug/kg	<1	<1	<1	<1	<1
Aldrin	ug/kg	<1	<1	<1	<1	<1
Heptachlor Epoxide	ug/kg	<1	<1	<1	<1	<1
gamma-Chlordane	ug/kg	<1	<1	<1	<1	<1
alpha-chlordane	ug/kg	<1	<1	<1	<1	<1
Endosulfan I	ug/kg	<1	<1	<1	<1	<1
pp-DDE	ug/kg	<1	<1	<1	<1	<1
Dieldrin	ug/kg	<1	<1	<1	<1	<1
Endrin	ug/kg	<1	<1	<1	<1	<1
pp-DDD	ug/kg	<1	<1	<1	<1	<1
Endosulfan II	ug/kg	<1	<1	<1	<1	<1
pp-DDT	ug/kg	<1	<1	<1	<1	<1
Endrin Aldehyde	ug/kg	<1	<1	<1	<1	<1
Endosulfan Sulphate	ug/kg	<1	<1	<1	<1	<1
Surrogate TCMX	%	100	94	98	99	93

Client Reference: Marine Pollution Research - West Culburra

Organochlorine Pesticides in Biomass						
Our Reference		318341-26	318341-27	318341-28	318341-29	318341-30
Your Reference	UNITS	CVP1-P-2	CVP2-P-1	CVP2-P-2	BB1-P-1	BB1-P-2
Type of sample		Oyster	Oyster	Oyster	Oyster	Oyster
Date extracted	-	16/03/2023	16/03/2023	16/03/2023	16/03/2023	16/03/2023
Date analysed	-	17/03/2023	17/03/2023	17/03/2023	17/03/2023	17/03/2023
HCB	ug/kg	<1	<1	<1	<1	<1
alpha-BHC	ug/kg	<1	<1	<1	<1	<1
gamma-BHC	ug/kg	<1	<1	<1	<1	<1
beta-BHC	ug/kg	<1	<1	<1	<1	<1
Heptachlor	ug/kg	<1	<1	<1	<1	<1
delta-BHC	ug/kg	<1	<1	<1	<1	<1
Aldrin	ug/kg	<1	<1	<1	<1	<1
Heptachlor Epoxide	ug/kg	<1	<1	<1	<1	<1
gamma-Chlordane	ug/kg	<1	<1	<1	<1	<1
alpha-chlordane	ug/kg	<1	<1	<1	<1	<1
Endosulfan I	ug/kg	<1	<1	<1	<1	<1
pp-DDE	ug/kg	<1	<1	<1	<1	<1
Dieldrin	ug/kg	<1	<1	<1	<1	<1
Endrin	ug/kg	<1	<1	<1	<1	<1
pp-DDD	ug/kg	<1	<1	<1	<1	<1
Endosulfan II	ug/kg	<1	<1	<1	<1	<1
pp-DDT	ug/kg	<1	<1	<1	<1	<1
Endrin Aldehyde	ug/kg	<1	<1	<1	<1	<1
Endosulfan Sulphate	ug/kg	<1	<1	<1	<1	<1
Surrogate TCMX	%	94	96	#	91	93



Client Reference: Marine Pollution Research - West Culburra

Organochlorine Pesticides in Biomass						
Our Reference		318341-31	318341-32	318341-33	318341-34	318341-35
Your Reference	UNITS	BB2-P-1	BB2-P-2	SWB1-P-1	SWB1-P-2	SWB2-P-1
Type of sample		Oyster	Oyster	Oyster	Oyster	Oyster
Date extracted	-	16/03/2023	16/03/2023	16/03/2023	16/03/2023	16/03/2023
Date analysed	-	17/03/2023	17/03/2023	17/03/2023	17/03/2023	17/03/2023
HCB	ug/kg	<1	<1	<1	<1	<1
alpha-BHC	ug/kg	<1	<1	<1	<1	<1
gamma-BHC	ug/kg	<1	<1	<1	<1	<1
beta-BHC	ug/kg	<1	<1	<1	<1	<1
Heptachlor	ug/kg	<1	<1	<1	<1	<1
delta-BHC	ug/kg	<1	<1	<1	<1	<1
Aldrin	ug/kg	<1	<1	<1	<1	<1
Heptachlor Epoxide	ug/kg	<1	<1	<1	<1	<1
gamma-Chlordane	ug/kg	<1	<1	<1	<1	<1
alpha-chlordane	ug/kg	<1	<1	<1	<1	<1
Endosulfan I	ug/kg	<1	<1	<1	<1	<1
pp-DDE	ug/kg	<1	<1	<1	<1	<1
Dieldrin	ug/kg	<1	<1	<1	<1	<1
Endrin	ug/kg	<1	<1	<1	<1	<1
pp-DDD	ug/kg	<1	<1	<1	<1	<1
Endosulfan II	ug/kg	<1	<1	<1	<1	<1
pp-DDT	ug/kg	<1	<1	<1	<1	<1
Endrin Aldehyde	ug/kg	<1	<1	<1	<1	<1
Endosulfan Sulphate	ug/kg	<1	<1	<1	<1	<1
Surrogate TCMX	%	#	87	88	86	#

Organochlorine Pesticides in Biomass						
Our Reference		318341-36	318341-37	318341-38	318341-39	318341-40
Your Reference	UNITS	SWB2-P-2	SEB1-P-1	SEB1-P-2	SEB2-P-1	SEB2-P-2
Type of sample		Oyster	Oyster	Oyster	Oyster	Oyster
Date extracted	-	16/03/2023	16/03/2023	16/03/2023	16/03/2023	16/03/2023
Date analysed	-	17/03/2023	17/03/2023	17/03/2023	17/03/2023	17/03/2023
HCB	ug/kg	<1	<1	<1	<1	<1
alpha-BHC	ug/kg	<1	<1	<1	<1	<1
gamma-BHC	ug/kg	<1	<1	<1	<1	<1
beta-BHC	ug/kg	<1	<1	<1	<1	<1
Heptachlor	ug/kg	<1	<1	<1	<1	<1
delta-BHC	ug/kg	<1	<1	<1	<1	<1
Aldrin	ug/kg	<1	<1	<1	<1	<1
Heptachlor Epoxide	ug/kg	<1	<1	<1	<1	<1
gamma-Chlordane	ug/kg	<1	<1	<1	<1	<1
alpha-chlordane	ug/kg	<1	<1	<1	<1	<1
Endosulfan I	ug/kg	<1	<1	<1	<1	<1
pp-DDE	ug/kg	<1	<1	<1	<1	<1
Dieldrin	ug/kg	<1	<1	<1	<1	<1
Endrin	ug/kg	<1	<1	<1	<1	<1
pp-DDD	ug/kg	<1	<1	<1	<1	<1
Endosulfan II	ug/kg	<1	<1	<1	<1	<1
pp-DDT	ug/kg	<1	<1	<1	<1	<1
Endrin Aldehyde	ug/kg	<1	<1	<1	<1	<1
Endosulfan Sulphate	ug/kg	<1	<1	<1	<1	<1
Surrogate TCMX	%	99	84	85	84	82

Organochlorine Pesticides in Biomass						
Our Reference		318341-41	318341-42	318341-43	318341-44	318341-45
Your Reference	UNITS	NB1-P-1	NB1-P-2	NB2-P-1	NB2-P-2	CDN1-P-1
Type of sample		Oyster	Oyster	Oyster	Oyster	Oyster
Date extracted	-	16/03/2023	16/03/2023	16/03/2023	16/03/2023	16/03/2023
Date analysed	-	17/03/2023	17/03/2023	17/03/2023	17/03/2023	17/03/2023
HCB	ug/kg	<1	<1	<1	<1	<1
alpha-BHC	ug/kg	<1	<1	<1	<1	<1
gamma-BHC	ug/kg	<1	<1	<1	<1	<1
beta-BHC	ug/kg	<1	<1	<1	<1	<1
Heptachlor	ug/kg	<1	<1	<1	<1	<1
delta-BHC	ug/kg	<1	<1	<1	<1	<1
Aldrin	ug/kg	<1	<1	<1	<1	<1
Heptachlor Epoxide	ug/kg	<1	<1	<1	<1	<1
gamma-Chlordane	ug/kg	<1	<1	<1	<1	<1
alpha-chlordane	ug/kg	<1	<1	<1	<1	<1
Endosulfan I	ug/kg	<1	<1	<1	<1	<1
pp-DDE	ug/kg	<1	<1	<1	<1	<1
Dieldrin	ug/kg	<1	<1	<1	<1	<1
Endrin	ug/kg	<1	<1	<1	<1	<1
pp-DDD	ug/kg	<1	<1	<1	<1	<1
Endosulfan II	ug/kg	<1	<1	<1	<1	<1
pp-DDT	ug/kg	<1	<1	<1	<1	<1
Endrin Aldehyde	ug/kg	<1	<1	<1	<1	<1
Endosulfan Sulphate	ug/kg	<1	<1	<1	<1	<1
Surrogate TCMX	%	84	84	77	78	83

Organochlorine Pesticides in Biomass				
Our Reference		318341-46	318341-47	318341-48
Your Reference	UNITS	CDN1-P-2	CDN2-P-1	CDN2-P-2
Type of sample		Oyster	Oyster	Oyster
Date extracted	-	16/03/2023	16/03/2023	16/03/2023
Date analysed	-	17/03/2023	17/03/2023	17/03/2023
HCB	ug/kg	<1	<1	<1
alpha-BHC	ug/kg	<1	<1	<1
gamma-BHC	ug/kg	<1	<1	<1
beta-BHC	ug/kg	<1	<1	<1
Heptachlor	ug/kg	<1	<1	<1
delta-BHC	ug/kg	<1	<1	<1
Aldrin	ug/kg	<1	<1	<1
Heptachlor Epoxide	ug/kg	<1	<1	<1
gamma-Chlordane	ug/kg	<1	<1	<1
alpha-chlordane	ug/kg	<1	<1	<1
Endosulfan I	ug/kg	<1	<1	<1
pp-DDE	ug/kg	<1	<1	<1
Dieldrin	ug/kg	<1	<1	<1
Endrin	ug/kg	<1	<1	<1
pp-DDD	ug/kg	<1	<1	<1
Endosulfan II	ug/kg	<1	<1	<1
pp-DDT	ug/kg	<1	<1	<1
Endrin Aldehyde	ug/kg	<1	<1	<1
Endosulfan Sulphate	ug/kg	<1	<1	<1
Surrogate TCMX	%	79	78	76

**Client Reference: Marine Pollution Research - West Culburra**

Acid Extractable metals in biomass						
Our Reference		318341-1	318341-2	318341-3	318341-4	318341-5
Your Reference	UNITS	CVP1-SR-1	CVP1-SR-1	CVP2-SR-1	CVP2-SR-2	BB1-SR-1
Type of sample		Oyster	Oyster	Oyster	Oyster	Oyster
Date prepared	-	17/03/2023	17/03/2023	17/03/2023	17/03/2023	17/03/2023
Date analysed	-	17/03/2023	17/03/2023	17/03/2023	17/03/2023	17/03/2023
Arsenic	mg/kg	5	5	7	4	6
Chromium	mg/kg	<1	<1	<1	<1	<1
Copper	mg/kg	40	47	79	50	72
Lead	mg/kg	<1	<1	<1	<1	<1
Mercury	mg/kg	<0.1	<0.1	<0.1	<0.1	<0.1
Selenium	mg/kg	<2	<2	3	<2	<2
Zinc	mg/kg	680	750	1,400	860	1,100

Acid Extractable metals in biomass						
Our Reference		318341-6	318341-7	318341-8	318341-9	318341-10
Your Reference	UNITS	BB1-SR-2	BB2-SR-1	BB2-SR-2	SWB1-SR-1	SWB1-SR-2
Type of sample		Oyster	Oyster	Oyster	Oyster	Oyster
Date prepared	-	17/03/2023	17/03/2023	17/03/2023	17/03/2023	17/03/2023
Date analysed	-	17/03/2023	17/03/2023	17/03/2023	17/03/2023	17/03/2023
Arsenic	mg/kg	6	4	6	5	8
Chromium	mg/kg	<1	<1	<1	<1	<1
Copper	mg/kg	72	67	56	67	110
Lead	mg/kg	<1	<1	<1	<1	<1
Mercury	mg/kg	<0.1	<0.1	<0.1	<0.1	<0.1
Selenium	mg/kg	<2	<2	<2	<2	2
Zinc	mg/kg	990	890	970	880	1,400

Acid Extractable metals in biomass						
Our Reference		318341-11	318341-12	318341-13	318341-14	318341-15
Your Reference	UNITS	SWB2-SR-1	SWB2-SR-2	SEB1-SR-1	SEB1-SR-2	SEB2-SR-1
Type of sample		Oyster	Oyster	Oyster	Oyster	Oyster
Date prepared	-	17/03/2023	17/03/2023	17/03/2023	17/03/2023	17/03/2023
Date analysed	-	17/03/2023	17/03/2023	17/03/2023	17/03/2023	17/03/2023
Arsenic	mg/kg	4	4	5	<4	6
Chromium	mg/kg	<1	<1	<1	<1	<1
Copper	mg/kg	58	51	34	29	82
Lead	mg/kg	<1	<1	<1	<1	<1
Mercury	mg/kg	<0.1	<0.1	<0.1	<0.1	<0.1
Selenium	mg/kg	<2	<2	<2	<2	2
Zinc	mg/kg	770	670	480	480	1,000

Client Reference: Marine Pollution Research - West Culburra

Acid Extractable metals in biomass						
Our Reference		318341-16	318341-17	318341-18	318341-19	318341-20
Your Reference	UNITS	SEB2-SR-2	NB1-SR-1	NB1-SR-2	NB2-SR-1	NB2-SR-2
Type of sample		Oyster	Oyster	Oyster	Oyster	Oyster
Date prepared	-	17/03/2023	17/03/2023	17/03/2023	17/03/2023	17/03/2023
Date analysed	-	17/03/2023	17/03/2023	17/03/2023	17/03/2023	17/03/2023
Arsenic	mg/kg	8	<4	5	6	5
Chromium	mg/kg	<1	<1	<1	<1	<1
Copper	mg/kg	61	46	55	93	56
Lead	mg/kg	<1	<1	<1	<1	<1
Mercury	mg/kg	<0.1	<0.1	<0.1	<0.1	<0.1
Selenium	mg/kg	3	<2	<2	<2	<2
Zinc	mg/kg	840	720	720	1,200	790

Acid Extractable metals in biomass						
Our Reference		318341-21	318341-22	318341-23	318341-24	318341-25
Your Reference	UNITS	CDN1-SR-1	CDN1-SR-2	CDN2-SR-1	CDN2-SR-2	CVP1-P-1
Type of sample		Oyster	Oyster	Oyster	Oyster	Oyster
Date prepared	-	17/03/2023	17/03/2023	17/03/2023	17/03/2023	17/03/2023
Date analysed	-	17/03/2023	17/03/2023	17/03/2023	17/03/2023	17/03/2023
Arsenic	mg/kg	6	9	7	7	6
Chromium	mg/kg	<1	<1	<1	<1	<1
Copper	mg/kg	64	76	72	74	47
Lead	mg/kg	<1	<1	<1	<1	<1
Mercury	mg/kg	<0.1	<0.1	<0.1	<0.1	<0.1
Selenium	mg/kg	<2	2	3	2	2
Zinc	mg/kg	880	1,200	1,200	990	440

Acid Extractable metals in biomass						
Our Reference		318341-26	318341-27	318341-28	318341-29	318341-30
Your Reference	UNITS	CVP1-P-2	CVP2-P-1	CVP2-P-2	BB1-P-1	BB1-P-2
Type of sample		Oyster	Oyster	Oyster	Oyster	Oyster
Date prepared	-	17/03/2023	17/03/2023	17/03/2023	17/03/2023	17/03/2023
Date analysed	-	17/03/2023	17/03/2023	17/03/2023	17/03/2023	17/03/2023
Arsenic	mg/kg	8	10	7	7	6
Chromium	mg/kg	<1	<1	<1	<1	<1
Copper	mg/kg	45	76	45	76	58
Lead	mg/kg	<1	<1	<1	<1	<1
Mercury	mg/kg	<0.1	<0.1	<0.1	<0.1	<0.1
Selenium	mg/kg	3	3	2	<2	<2
Zinc	mg/kg	390	700	400	660	560



**Client Reference: Marine Pollution Research - West Culburra**

Acid Extractable metals in biomass						
Our Reference		318341-31	318341-32	318341-33	318341-34	318341-35
Your Reference	UNITS	BB2-P-1	BB2-P-2	SWB1-P-1	SWB1-P-2	SWB2-P-1
Type of sample		Oyster	Oyster	Oyster	Oyster	Oyster
Date prepared	-	17/03/2023	17/03/2023	17/03/2023	17/03/2023	17/03/2023
Date analysed	-	17/03/2023	17/03/2023	17/03/2023	17/03/2023	17/03/2023
Arsenic	mg/kg	6	6	5	6	8
Chromium	mg/kg	<1	<1	<1	<1	<1
Copper	mg/kg	64	110	45	75	140
Lead	mg/kg	<1	<1	<1	<1	<1
Mercury	mg/kg	<0.1	<0.1	<0.1	<0.1	<0.1
Selenium	mg/kg	<2	2	<2	3	3
Zinc	mg/kg	550	800	460	710	870

Acid Extractable metals in biomass						
Our Reference		318341-36	318341-37	318341-38	318341-39	318341-40
Your Reference	UNITS	SWB2-P-2	SEB1-P-1	SEB1-P-2	SEB2-P-1	SEB2-P-2
Type of sample		Oyster	Oyster	Oyster	Oyster	Oyster
Date prepared	-	17/03/2023	17/03/2023	17/03/2023	17/03/2023	17/03/2023
Date analysed	-	17/03/2023	17/03/2023	17/03/2023	17/03/2023	17/03/2023
Arsenic	mg/kg	5	6	6	7	9
Chromium	mg/kg	<1	<1	<1	<1	<1
Copper	mg/kg	60	54	55	76	95
Lead	mg/kg	<1	<1	<1	<1	<1
Mercury	mg/kg	<0.1	<0.1	<0.1	<0.1	<0.1
Selenium	mg/kg	2	2	3	3	4
Zinc	mg/kg	560	420	460	590	590

Acid Extractable metals in biomass						
Our Reference		318341-41	318341-42	318341-43	318341-44	318341-45
Your Reference	UNITS	NB1-P-1	NB1-P-2	NB2-P-1	NB2-P-2	CDN1-P-1
Type of sample		Oyster	Oyster	Oyster	Oyster	Oyster
Date prepared	-	17/03/2023	17/03/2023	17/03/2023	17/03/2023	17/03/2023
Date analysed	-	17/03/2023	17/03/2023	17/03/2023	17/03/2023	17/03/2023
Arsenic	mg/kg	4	6	5	7	6
Chromium	mg/kg	<1	<1	<1	<1	<1
Copper	mg/kg	43	76	59	64	61
Lead	mg/kg	<1	<1	<1	<1	<1
Mercury	mg/kg	<0.1	<0.1	<0.1	<0.1	<0.1
Selenium	mg/kg	<2	2	2	2	<2
Zinc	mg/kg	400	660	500	580	510

Client Reference: Marine Pollution Research - West Culburra

Acid Extractable metals in biomass					
Our Reference		318341-46	318341-47	318341-48	318341-49
Your Reference	UNITS	CDN1-P-2	CDN2-P-1	CDN2-P-2	CVP1-SR-1 - [TRIPLICATE]
Type of sample		Oyster	Oyster	Oyster	Oyster
Date prepared	-	17/03/2023	17/03/2023	17/03/2023	17/03/2023
Date analysed	-	17/03/2023	17/03/2023	17/03/2023	17/03/2023
Arsenic	mg/kg	6	7	7	7
Chromium	mg/kg	<1	<1	<1	<1
Copper	mg/kg	71	60	61	60
Lead	mg/kg	<1	<1	<1	<1
Mercury	mg/kg	<0.1	<0.1	<0.1	<0.1
Selenium	mg/kg	<2	<2	2	3
Zinc	mg/kg	620	530	570	1,100

**Client Reference: Marine Pollution Research - West Culburra**

Microbiological Testing						
Our Reference		318341-1	318341-2	318341-3	318341-4	318341-5
Your Reference	UNITS	CVP1-SR-1	CVP1-SR-1	CVP2-SR-1	CVP2-SR-2	BB1-SR-1
Type of sample		Oyster	Oyster	Oyster	Oyster	Oyster
Date of testing	-	11/03/2023	11/03/2023	11/03/2023	11/03/2023	11/03/2023
E. coli	cfu/g	3	<1	<1	1	<1

Microbiological Testing						
Our Reference		318341-6	318341-7	318341-8	318341-9	318341-10
Your Reference	UNITS	BB1-SR-2	BB2-SR-1	BB2-SR-2	SWB1-SR-1	SWB1-SR-2
Type of sample		Oyster	Oyster	Oyster	Oyster	Oyster
Date of testing	-	11/03/2023	11/03/2023	11/03/2023	11/03/2023	11/03/2023
E. coli	cfu/g	<1	<1	<1	<1	<1

Microbiological Testing						
Our Reference		318341-11	318341-12	318341-13	318341-14	318341-15
Your Reference	UNITS	SWB2-SR-1	SWB2-SR-2	SEB1-SR-1	SEB1-SR-2	SEB2-SR-1
Type of sample		Oyster	Oyster	Oyster	Oyster	Oyster
Date of testing	-	11/03/2023	11/03/2023	11/03/2023	11/03/2023	11/03/2023
E. coli	cfu/g	<1	<1	1	<1	<1

Microbiological Testing						
Our Reference		318341-16	318341-17	318341-18	318341-19	318341-20
Your Reference	UNITS	SEB2-SR-2	NB1-SR-1	NB1-SR-2	NB2-SR-1	NB2-SR-2
Type of sample		Oyster	Oyster	Oyster	Oyster	Oyster
Date of testing	-	11/03/2023	11/03/2023	11/03/2023	11/03/2023	11/03/2023
E. coli	cfu/g	<1	<1	<1	<1	<1

Microbiological Testing						
Our Reference		318341-21	318341-22	318341-23	318341-24	318341-25
Your Reference	UNITS	CDN1-SR-1	CDN1-SR-2	CDN2-SR-1	CDN2-SR-2	CVP1-P-1
Type of sample		Oyster	Oyster	Oyster	Oyster	Oyster
Date of testing	-	11/03/2023	11/03/2023	11/03/2023	11/03/2023	11/03/2023
E. coli	cfu/g	<1	<1	<1	1	<1

Microbiological Testing						
Our Reference		318341-26	318341-27	318341-28	318341-29	318341-30
Your Reference	UNITS	CVP1-P-2	CVP2-P-1	CVP2-P-2	BB1-P-1	BB1-P-2
Type of sample		Oyster	Oyster	Oyster	Oyster	Oyster
Date of testing	-	11/03/2023	11/03/2023	11/03/2023	11/03/2023	11/03/2023
E. coli	cfu/g	<1	1	<1	<1	<1

**Client Reference: Marine Pollution Research - West Culburra**

Microbiological Testing						
Our Reference		318341-31	318341-32	318341-33	318341-34	318341-35
Your Reference	UNITS	BB2-P-1	BB2-P-2	SWB1-P-1	SWB1-P-2	SWB2-P-1
Type of sample		Oyster	Oyster	Oyster	Oyster	Oyster
Date of testing	-	11/03/2023	11/03/2023	11/03/2023	11/03/2023	11/03/2023
E. coli	cfu/g	<1	<1	<1	1	<1

Microbiological Testing						
Our Reference		318341-36	318341-37	318341-38	318341-39	318341-40
Your Reference	UNITS	SWB2-P-2	SEB1-P-1	SEB1-P-2	SEB2-P-1	SEB2-P-2
Type of sample		Oyster	Oyster	Oyster	Oyster	Oyster
Date of testing	-	11/03/2023	11/03/2023	11/03/2023	11/03/2023	11/03/2023
E. coli	cfu/g	<1	<1	<1	<1	<1

Microbiological Testing						
Our Reference		318341-41	318341-42	318341-43	318341-44	318341-45
Your Reference	UNITS	NB1-P-1	NB1-P-2	NB2-P-1	NB2-P-2	CDN1-P-1
Type of sample		Oyster	Oyster	Oyster	Oyster	Oyster
Date of testing	-	11/03/2023	11/03/2023	11/03/2023	11/03/2023	11/03/2023
E. coli	cfu/g	<1	<1	<1	<1	<1

Microbiological Testing				
Our Reference		318341-46	318341-47	318341-48
Your Reference	UNITS	CDN1-P-2	CDN2-P-1	CDN2-P-2
Type of sample		Oyster	Oyster	Oyster
Date of testing	-	11/03/2023	11/03/2023	11/03/2023
E. coli	cfu/g	<1	2	1

**Client Reference: Marine Pollution Research - West Culburra**

Method ID	Methodology Summary
<b>Ext-008</b>	Subcontracted to Sonic Food & Water Testing. NATA Accreditation No. 4034.
<b>Metals-020</b>	Determination of various metals by ICP-AES.
<b>Metals-021</b>	Determination of Mercury by Cold Vapour AAS.
<b>Org-021</b>	Soil samples are extracted with dichloromethane/acetone and waters with dichloromethane and analysed by GC with dual ECD's.
<b>Org-022/025</b>	<p>Soil samples are extracted with Dichloromethane/Acetone and waters with Dichloromethane and analysed by GC-MS and/or GC-MS/MS. Benzo(a)pyrene TEQ as per NEPM B1 Guideline on Investigation Levels for Soil and Groundwater - 2013.</p> <p>For soil results:-</p> <ol style="list-style-type: none"> <li>1. 'EQ PQL' values are assuming all contributing PAHs reported as &lt;PQL are actually at the PQL. This is the most conservative approach and can give false positive TEQs given that PAHs that contribute to the TEQ calculation may not be present.</li> <li>2. 'EQ zero' values are assuming all contributing PAHs reported as &lt;PQL are zero. This is the least conservative approach and is more susceptible to false negative TEQs when PAHs that contribute to the TEQ calculation are present but below PQL.</li> <li>3. 'EQ half PQL' values are assuming all contributing PAHs reported as &lt;PQL are half the stipulated PQL. Hence a mid-point between the most and least conservative approaches above.</li> </ol> <p>Note, the Total +ve PAHs PQL is reflective of the lowest individual PQL and is therefore "Total +ve PAHs" is simply a sum of the positive individual PAHs.</p>

**Client Reference: Marine Pollution Research - West Culburra**

QUALITY CONTROL: PAHs in Biomass				Duplicate				Spike Recovery %		
Test Description	Units	PQL	Method	Blank	#	Base	Dup.	RPD	LCS-1	318341-2
Date extracted	-			16/03/2023	1	16/03/2023	16/03/2023		16/03/2023	16/03/2023
Date analysed	-			17/03/2023	1	17/03/2023	17/03/2023		17/03/2023	17/03/2023
Naphthalene	ug/kg	1	Org-022/025	<1	1	<1	<1	0	93	126
Acenaphthylene	ug/kg	1	Org-022/025	<1	1	<1	<1	0	[NT]	[NT]
Acenaphthene	ug/kg	1	Org-022/025	<1	1	<1	<1	0	103	130
Fluorene	ug/kg	1	Org-022/025	<1	1	<1	<1	0	92	126
Phenanthrene	ug/kg	1	Org-022/025	<1	1	<1	<1	0	94	#
Anthracene	ug/kg	1	Org-022/025	<1	1	<1	<1	0	[NT]	[NT]
Fluoranthene	ug/kg	1	Org-022/025	<1	1	<1	<1	0	92	83
Pyrene	ug/kg	1	Org-022/025	<1	1	<1	<1	0	97	#
Benzo(a)anthracene	ug/kg	1	Org-022/025	<1	1	<1	<1	0	[NT]	[NT]
Chrysene	ug/kg	1	Org-022/025	<1	1	<1	<1	0	87	#
Benzo(b,j+k)fluoranthene	ug/kg	2	Org-022/025	<2	1	<2	<2	0	[NT]	[NT]
Benzo(a)pyrene	ug/kg	0.5	Org-022/025	<0.5	1	<0.5	<0.5	0	92	72
Indeno(1,2,3-c,d)pyrene	ug/kg	1	Org-022/025	<1	1	<1	<1	0	[NT]	[NT]
Dibenzo(a,h)anthracene	ug/kg	1	Org-022/025	<1	1	<1	<1	0	[NT]	[NT]
Benzo(g,h,i)perylene	ug/kg	1	Org-022/025	<1	1	<1	<1	0	[NT]	[NT]
Surrogate p-Terphenyl-d14	%		Org-022/025	66	1	#	#		103	60

QUALITY CONTROL: PAHs in Biomass				Duplicate				Spike Recovery %		
Test Description	Units	PQL	Method	Blank	#	Base	Dup.	RPD	LCS-2	318341-22
Date extracted	-			[NT]	11	16/03/2023	16/03/2023		16/03/2023	16/03/2023
Date analysed	-			[NT]	11	17/03/2023	17/03/2023		17/03/2023	17/03/2023
Naphthalene	ug/kg	1	Org-022/025	[NT]	11	<1	<1	0	93	120
Acenaphthylene	ug/kg	1	Org-022/025	[NT]	11	<1	<1	0	[NT]	[NT]
Acenaphthene	ug/kg	1	Org-022/025	[NT]	11	<1	<1	0	103	124
Fluorene	ug/kg	1	Org-022/025	[NT]	11	<1	<1	0	93	118
Phenanthrene	ug/kg	1	Org-022/025	[NT]	11	<1	<1	0	98	#
Anthracene	ug/kg	1	Org-022/025	[NT]	11	<1	<1	0	[NT]	[NT]
Fluoranthene	ug/kg	1	Org-022/025	[NT]	11	<1	<1	0	82	80
Pyrene	ug/kg	1	Org-022/025	[NT]	11	<1	<1	0	86	#
Benzo(a)anthracene	ug/kg	1	Org-022/025	[NT]	11	<1	<1	0	[NT]	[NT]
Chrysene	ug/kg	1	Org-022/025	[NT]	11	<1	<1	0	85	#
Benzo(b,j+k)fluoranthene	ug/kg	2	Org-022/025	[NT]	11	<2	<2	0	[NT]	[NT]
Benzo(a)pyrene	ug/kg	0.5	Org-022/025	[NT]	11	<0.5	<0.5	0	85	62
Indeno(1,2,3-c,d)pyrene	ug/kg	1	Org-022/025	[NT]	11	<1	<1	0	[NT]	[NT]
Dibenzo(a,h)anthracene	ug/kg	1	Org-022/025	[NT]	11	<1	<1	0	[NT]	[NT]
Benzo(g,h,i)perylene	ug/kg	1	Org-022/025	[NT]	11	<1	<1	0	[NT]	[NT]
Surrogate p-Terphenyl-d14	%		Org-022/025	[NT]	11	#	#		83	65



Client Reference: Marine Pollution Research - West Culburra

QUALITY CONTROL: PAHs in Biomass					Duplicate			Spike Recovery %		
Test Description	Units	PQL	Method	Blank	#	Base	Dup.	RPD	LCS-3	318341-32
Date extracted	-			[NT]	21	16/03/2023	16/03/2023		16/03/2023	16/03/2023
Date analysed	-			[NT]	21	17/03/2023	17/03/2023		17/03/2023	17/03/2023
Naphthalene	ug/kg	1	Org-022/025	[NT]	21	<1	<1	0	92	118
Acenaphthylene	ug/kg	1	Org-022/025	[NT]	21	<1	<1	0	[NT]	[NT]
Acenaphthene	ug/kg	1	Org-022/025	[NT]	21	<1	<1	0	105	#
Fluorene	ug/kg	1	Org-022/025	[NT]	21	<1	<1	0	97	#
Phenanthrene	ug/kg	1	Org-022/025	[NT]	21	<1	<1	0	98	140
Anthracene	ug/kg	1	Org-022/025	[NT]	21	<1	<1	0	[NT]	[NT]
Fluoranthene	ug/kg	1	Org-022/025	[NT]	21	<1	<1	0	65	86
Pyrene	ug/kg	1	Org-022/025	[NT]	21	<1	<1	0	63	#
Benzo(a)anthracene	ug/kg	1	Org-022/025	[NT]	21	<1	<1	0	[NT]	[NT]
Chrysene	ug/kg	1	Org-022/025	[NT]	21	<1	<1	0	77	#
Benzo(b,j+k)fluoranthene	ug/kg	2	Org-022/025	[NT]	21	<2	<2	0	[NT]	[NT]
Benzo(a)pyrene	ug/kg	0.5	Org-022/025	[NT]	21	<0.5	<0.5	0	72	#
Indeno(1,2,3-c,d)pyrene	ug/kg	1	Org-022/025	[NT]	21	<1	<1	0	[NT]	[NT]
Dibenzo(a,h)anthracene	ug/kg	1	Org-022/025	[NT]	21	<1	<1	0	[NT]	[NT]
Benzo(g,h,i)perylene	ug/kg	1	Org-022/025	[NT]	21	<1	<1	0	[NT]	[NT]
Surrogate p-Terphenyl-d14	%		Org-022/025	[NT]	21	#	#		69	61

QUALITY CONTROL: PAHs in Biomass					Duplicate			Spike Recovery %		
Test Description	Units	PQL	Method	Blank	#	Base	Dup.	RPD	[NT]	318341-42
Date extracted	-			[NT]	31	16/03/2023	16/03/2023		[NT]	16/03/2023
Date analysed	-			[NT]	31	17/03/2023	17/03/2023		[NT]	17/03/2023
Naphthalene	ug/kg	1	Org-022/025	[NT]	31	<1	<1	0	[NT]	114
Acenaphthylene	ug/kg	1	Org-022/025	[NT]	31	<1	<1	0	[NT]	[NT]
Acenaphthene	ug/kg	1	Org-022/025	[NT]	31	<1	<1	0	[NT]	119
Fluorene	ug/kg	1	Org-022/025	[NT]	31	<1	<1	0	[NT]	111
Phenanthrene	ug/kg	1	Org-022/025	[NT]	31	<1	<1	0	[NT]	126
Anthracene	ug/kg	1	Org-022/025	[NT]	31	<1	<1	0	[NT]	[NT]
Fluoranthene	ug/kg	1	Org-022/025	[NT]	31	<1	<1	0	[NT]	84
Pyrene	ug/kg	1	Org-022/025	[NT]	31	<1	<1	0	[NT]	70
Benzo(a)anthracene	ug/kg	1	Org-022/025	[NT]	31	<1	<1	0	[NT]	[NT]
Chrysene	ug/kg	1	Org-022/025	[NT]	31	<1	<1	0	[NT]	#
Benzo(b,j+k)fluoranthene	ug/kg	2	Org-022/025	[NT]	31	<2	<2	0	[NT]	[NT]
Benzo(a)pyrene	ug/kg	0.5	Org-022/025	[NT]	31	<0.5	<0.5	0	[NT]	#
Indeno(1,2,3-c,d)pyrene	ug/kg	1	Org-022/025	[NT]	31	<1	<1	0	[NT]	[NT]
Dibenzo(a,h)anthracene	ug/kg	1	Org-022/025	[NT]	31	<1	<1	0	[NT]	[NT]
Benzo(g,h,i)perylene	ug/kg	1	Org-022/025	[NT]	31	<1	<1	0	[NT]	[NT]
Surrogate p-Terphenyl-d14	%		Org-022/025	[NT]	31	#	#		[NT]	74

Client Reference: Marine Pollution Research - West Culburra

QUALITY CONTROL: PAHs in Biomass				Duplicate			Spike Recovery %			
Test Description	Units	PQL	Method	Blank	#	Base	Dup.	RPD	[NT]	[NT]
Date extracted	-			[NT]	41	16/03/2023	16/03/2023		[NT]	[NT]
Date analysed	-			[NT]	41	17/03/2023	17/03/2023		[NT]	[NT]
Naphthalene	ug/kg	1	Org-022/025	[NT]	41	<1	<1	0	[NT]	[NT]
Acenaphthylene	ug/kg	1	Org-022/025	[NT]	41	<1	<1	0	[NT]	[NT]
Acenaphthene	ug/kg	1	Org-022/025	[NT]	41	<1	<1	0	[NT]	[NT]
Fluorene	ug/kg	1	Org-022/025	[NT]	41	<1	<1	0	[NT]	[NT]
Phenanthrene	ug/kg	1	Org-022/025	[NT]	41	<1	<1	0	[NT]	[NT]
Anthracene	ug/kg	1	Org-022/025	[NT]	41	<1	<1	0	[NT]	[NT]
Fluoranthene	ug/kg	1	Org-022/025	[NT]	41	<1	<1	0	[NT]	[NT]
Pyrene	ug/kg	1	Org-022/025	[NT]	41	<1	<1	0	[NT]	[NT]
Benzo(a)anthracene	ug/kg	1	Org-022/025	[NT]	41	<1	<1	0	[NT]	[NT]
Chrysene	ug/kg	1	Org-022/025	[NT]	41	<1	<1	0	[NT]	[NT]
Benzo(b,j+k)fluoranthene	ug/kg	2	Org-022/025	[NT]	41	<2	<2	0	[NT]	[NT]
Benzo(a)pyrene	ug/kg	0.5	Org-022/025	[NT]	41	<0.5	<0.5	0	[NT]	[NT]
Indeno(1,2,3-c,d)pyrene	ug/kg	1	Org-022/025	[NT]	41	<1	<1	0	[NT]	[NT]
Dibenzo(a,h)anthracene	ug/kg	1	Org-022/025	[NT]	41	<1	<1	0	[NT]	[NT]
Benzo(g,h,i)perylene	ug/kg	1	Org-022/025	[NT]	41	<1	<1	0	[NT]	[NT]
Surrogate p-Terphenyl-d14	%		Org-022/025	[NT]	41	#	#		[NT]	[NT]

Client Reference: Marine Pollution Research - West Culburra

QUALITY CONTROL: Organochlorine Pesticides in Biomass					Duplicate			Spike Recovery %		
Test Description	Units	PQL	Method	Blank	#	Base	Dup.	RPD	LCS-1	318341-2
Date extracted	-			16/03/2023	1	16/03/2023	16/03/2023		16/03/2023	16/03/2023
Date analysed	-			17/03/2023	1	17/03/2023	17/03/2023		17/03/2023	17/03/2023
HCB	ug/kg	1	Org-021	<0.2	1	<1	<1	0	[NT]	[NT]
alpha-BHC	ug/kg	1	Org-021	<0.2	1	<1	<1	0	104	85
gamma-BHC	ug/kg	1	Org-021	<0.2	1	<1	<1	0	[NT]	[NT]
beta-BHC	ug/kg	1	Org-021	<0.2	1	<1	<1	0	106	113
Heptachlor	ug/kg	1	Org-021	<0.2	1	<1	<1	0	101	[NT]
delta-BHC	ug/kg	1	Org-021	<0.2	1	<1	<1	0	[NT]	[NT]
Aldrin	ug/kg	1	Org-021	<0.2	1	<1	<1	0	99	#
Heptachlor Epoxide	ug/kg	1	Org-021	<0.2	1	<1	<1	0	94	79
gamma-Chlordane	ug/kg	1	Org-021	<0.2	1	<1	<1	0	[NT]	[NT]
alpha-chlordane	ug/kg	1	Org-021	<0.2	1	<1	<1	0	[NT]	[NT]
Endosulfan I	ug/kg	1	Org-021	<0.2	1	<1	<1	0	[NT]	[NT]
pp-DDE	ug/kg	1	Org-021	<0.2	1	<1	<1	0	105	#
Dieldrin	ug/kg	1	Org-021	<0.2	1	<1	<1	0	104	140
Endrin	ug/kg	1	Org-021	<0.2	1	<1	<1	0	96	90
pp-DDD	ug/kg	1	Org-021	<0.2	1	<1	<1	0	100	#
Endosulfan II	ug/kg	1	Org-021	<0.2	1	<1	<1	0	[NT]	[NT]
pp-DDT	ug/kg	1	Org-021	<0.2	1	<1	<1	0	[NT]	[NT]
Endrin Aldehyde	ug/kg	1	Org-021	<0.2	1	<1	<1	0	[NT]	[NT]
Endosulfan Sulphate	ug/kg	1	Org-021	81	1	<1	<1	0	95	#
Surrogate TCMX	%		Org-021	92	1	98	98	0	96	78

**Client Reference: Marine Pollution Research - West Culburra**

QUALITY CONTROL: Organochlorine Pesticides in Biomass				Duplicate			Spike Recovery %			
Test Description	Units	PQL	Method	Blank	#	Base	Dup.	RPD	LCS-2	318341-22
Date extracted	-			[NT]	11	16/03/2023	16/03/2023		16/03/2023	16/03/2023
Date analysed	-			[NT]	11	17/03/2023	17/03/2023		17/03/2023	17/03/2023
HCB	ug/kg	1	Org-021	[NT]	11	<1	<1	0	[NT]	[NT]
alpha-BHC	ug/kg	1	Org-021	[NT]	11	<1	<1	0	88	79
gamma-BHC	ug/kg	1	Org-021	[NT]	11	<1	<1	0	[NT]	[NT]
beta-BHC	ug/kg	1	Org-021	[NT]	11	<1	<1	0	96	102
Heptachlor	ug/kg	1	Org-021	[NT]	11	<1	<1	0	85	62
delta-BHC	ug/kg	1	Org-021	[NT]	11	<1	<1	0	[NT]	[NT]
Aldrin	ug/kg	1	Org-021	[NT]	11	<1	<1	0	95	#
Heptachlor Epoxide	ug/kg	1	Org-021	[NT]	11	<1	<1	0	96	105
gamma-Chlordane	ug/kg	1	Org-021	[NT]	11	<1	<1	0	[NT]	[NT]
alpha-chlordane	ug/kg	1	Org-021	[NT]	11	<1	<1	0	[NT]	[NT]
Endosulfan I	ug/kg	1	Org-021	[NT]	11	<1	<1	0	[NT]	[NT]
pp-DDE	ug/kg	1	Org-021	[NT]	11	<1	<1	0	96	80
Dieldrin	ug/kg	1	Org-021	[NT]	11	<1	<1	0	98	#
Endrin	ug/kg	1	Org-021	[NT]	11	<1	<1	0	86	85
pp-DDD	ug/kg	1	Org-021	[NT]	11	<1	<1	0	86	#
Endosulfan II	ug/kg	1	Org-021	[NT]	11	<1	<1	0	[NT]	[NT]
pp-DDT	ug/kg	1	Org-021	[NT]	11	<1	<1	0	[NT]	[NT]
Endrin Aldehyde	ug/kg	1	Org-021	[NT]	11	<1	<1	0	[NT]	[NT]
Endosulfan Sulphate	ug/kg	1	Org-021	[NT]	11	<1	<1	0	80	#
Surrogate TCMX	%		Org-021	[NT]	11	94	100	6	91	65

**Client Reference: Marine Pollution Research - West Culburra**

QUALITY CONTROL: Organochlorine Pesticides in Biomass					Duplicate			Spike Recovery %		
Test Description	Units	PQL	Method	Blank	#	Base	Dup.	RPD	LCS-3	318341-32
Date extracted	-			[NT]	21	16/03/2023	16/03/2023		16/03/2023	16/03/2023
Date analysed	-			[NT]	21	17/03/2023	17/03/2023		17/03/2023	17/03/2023
HCB	ug/kg	1	Org-021	[NT]	21	<1	<1	0	[NT]	[NT]
alpha-BHC	ug/kg	1	Org-021	[NT]	21	<1	<1	0	80	95
gamma-BHC	ug/kg	1	Org-021	[NT]	21	<1	<1	0	[NT]	[NT]
beta-BHC	ug/kg	1	Org-021	[NT]	21	<1	<1	0	84	110
Heptachlor	ug/kg	1	Org-021	[NT]	21	<1	<1	0	69	70
delta-BHC	ug/kg	1	Org-021	[NT]	21	<1	<1	0	[NT]	[NT]
Aldrin	ug/kg	1	Org-021	[NT]	21	<1	<1	0	99	#
Heptachlor Epoxide	ug/kg	1	Org-021	[NT]	21	<1	<1	0	84	114
gamma-Chlordane	ug/kg	1	Org-021	[NT]	21	<1	<1	0	[NT]	[NT]
alpha-chlordane	ug/kg	1	Org-021	[NT]	21	<1	<1	0	[NT]	[NT]
Endosulfan I	ug/kg	1	Org-021	[NT]	21	<1	<1	0	[NT]	[NT]
pp-DDE	ug/kg	1	Org-021	[NT]	21	<1	<1	0	80	82
Dieldrin	ug/kg	1	Org-021	[NT]	21	<1	<1	0	84	#
Endrin	ug/kg	1	Org-021	[NT]	21	<1	<1	0	64	99
pp-DDD	ug/kg	1	Org-021	[NT]	21	<1	<1	0	89	62
Endosulfan II	ug/kg	1	Org-021	[NT]	21	<1	<1	0	[NT]	[NT]
pp-DDT	ug/kg	1	Org-021	[NT]	21	<1	<1	0	[NT]	[NT]
Endrin Aldehyde	ug/kg	1	Org-021	[NT]	21	<1	<1	0	[NT]	[NT]
Endosulfan Sulphate	ug/kg	1	Org-021	[NT]	21	<1	<1	0	81	#
Surrogate TCMX	%		Org-021	[NT]	21	100	106	6	96	79

**Client Reference: Marine Pollution Research - West Culburra**

QUALITY CONTROL: Organochlorine Pesticides in Biomass					Duplicate			Spike Recovery %		
Test Description	Units	PQL	Method	Blank	#	Base	Dup.	RPD	[NT]	318341-42
Date extracted	-			[NT]	31	16/03/2023	16/03/2023		[NT]	16/03/2023
Date analysed	-			[NT]	31	17/03/2023	17/03/2023		[NT]	17/03/2023
HCB	ug/kg	1	Org-021	[NT]	31	<1	<1	0	[NT]	[NT]
alpha-BHC	ug/kg	1	Org-021	[NT]	31	<1	<1	0	[NT]	74
gamma-BHC	ug/kg	1	Org-021	[NT]	31	<1	<1	0	[NT]	[NT]
beta-BHC	ug/kg	1	Org-021	[NT]	31	<1	<1	0	[NT]	88
Heptachlor	ug/kg	1	Org-021	[NT]	31	<1	<1	0	[NT]	66
delta-BHC	ug/kg	1	Org-021	[NT]	31	<1	<1	0	[NT]	[NT]
Aldrin	ug/kg	1	Org-021	[NT]	31	<1	<1	0	[NT]	#
Heptachlor Epoxide	ug/kg	1	Org-021	[NT]	31	<1	<1	0	[NT]	118
gamma-Chlordane	ug/kg	1	Org-021	[NT]	31	<1	<1	0	[NT]	[NT]
alpha-chlordane	ug/kg	1	Org-021	[NT]	31	<1	<1	0	[NT]	[NT]
Endosulfan I	ug/kg	1	Org-021	[NT]	31	<1	<1	0	[NT]	[NT]
pp-DDE	ug/kg	1	Org-021	[NT]	31	<1	<1	0	[NT]	108
Dieldrin	ug/kg	1	Org-021	[NT]	31	<1	<1	0	[NT]	118
Endrin	ug/kg	1	Org-021	[NT]	31	<1	<1	0	[NT]	92
pp-DDD	ug/kg	1	Org-021	[NT]	31	<1	<1	0	[NT]	#
Endosulfan II	ug/kg	1	Org-021	[NT]	31	<1	<1	0	[NT]	[NT]
pp-DDT	ug/kg	1	Org-021	[NT]	31	<1	<1	0	[NT]	[NT]
Endrin Aldehyde	ug/kg	1	Org-021	[NT]	31	<1	<1	0	[NT]	[NT]
Endosulfan Sulphate	ug/kg	1	Org-021	[NT]	31	<1	<1	0	[NT]	#
Surrogate TCMX	%		Org-021	[NT]	31	#	#		[NT]	80



**Client Reference: Marine Pollution Research - West Culburra**

QUALITY CONTROL: Organochlorine Pesticides in Biomass					Duplicate			Spike Recovery %		
Test Description	Units	PQL	Method	Blank	#	Base	Dup.	RPD	[NT]	[NT]
Date extracted	-			[NT]	41	16/03/2023	16/03/2023		[NT]	[NT]
Date analysed	-			[NT]	41	17/03/2023	17/03/2023		[NT]	[NT]
HCB	ug/kg	1	Org-021	[NT]	41	<1	<1	0	[NT]	[NT]
alpha-BHC	ug/kg	1	Org-021	[NT]	41	<1	<1	0	[NT]	[NT]
gamma-BHC	ug/kg	1	Org-021	[NT]	41	<1	<1	0	[NT]	[NT]
beta-BHC	ug/kg	1	Org-021	[NT]	41	<1	<1	0	[NT]	[NT]
Heptachlor	ug/kg	1	Org-021	[NT]	41	<1	<1	0	[NT]	[NT]
delta-BHC	ug/kg	1	Org-021	[NT]	41	<1	<1	0	[NT]	[NT]
Aldrin	ug/kg	1	Org-021	[NT]	41	<1	<1	0	[NT]	[NT]
Heptachlor Epoxide	ug/kg	1	Org-021	[NT]	41	<1	<1	0	[NT]	[NT]
gamma-Chlordane	ug/kg	1	Org-021	[NT]	41	<1	<1	0	[NT]	[NT]
alpha-chlordane	ug/kg	1	Org-021	[NT]	41	<1	<1	0	[NT]	[NT]
Endosulfan I	ug/kg	1	Org-021	[NT]	41	<1	<1	0	[NT]	[NT]
pp-DDE	ug/kg	1	Org-021	[NT]	41	<1	<1	0	[NT]	[NT]
Dieldrin	ug/kg	1	Org-021	[NT]	41	<1	<1	0	[NT]	[NT]
Endrin	ug/kg	1	Org-021	[NT]	41	<1	<1	0	[NT]	[NT]
pp-DDD	ug/kg	1	Org-021	[NT]	41	<1	<1	0	[NT]	[NT]
Endosulfan II	ug/kg	1	Org-021	[NT]	41	<1	<1	0	[NT]	[NT]
pp-DDT	ug/kg	1	Org-021	[NT]	41	<1	<1	0	[NT]	[NT]
Endrin Aldehyde	ug/kg	1	Org-021	[NT]	41	<1	<1	0	[NT]	[NT]
Endosulfan Sulphate	ug/kg	1	Org-021	[NT]	41	<1	<1	0	[NT]	[NT]
Surrogate TCMX	%		Org-021	[NT]	41	84	84	0	[NT]	[NT]

**Client Reference: Marine Pollution Research - West Culburra**

QUALITY CONTROL: Acid Extractable metals in biomass				Duplicate				Spike Recovery %		
Test Description	Units	PQL	Method	Blank	#	Base	Dup.	RPD	LCS-1	318341-2
Date prepared	-			17/03/2023	1	17/03/2023	17/03/2023		17/03/2023	17/03/2023
Date analysed	-			17/03/2023	1	17/03/2023	17/03/2023		17/03/2023	17/03/2023
Arsenic	mg/kg	4	Metals-020	<4	1	5	<4	22	106	90
Chromium	mg/kg	1	Metals-020	<1	1	<1	<1	0	105	95
Copper	mg/kg	1	Metals-020	<1	1	40	24	50	104	89
Lead	mg/kg	1	Metals-020	<1	1	<1	<1	0	110	85
Mercury	mg/kg	0.1	Metals-021	<0.1	1	<0.1	<0.1	0	109	83
Selenium	mg/kg	2	Metals-020	<2	1	<2	<2	0	103	82
Zinc	mg/kg	1	Metals-020	<1	1	680	430	45	112	96

QUALITY CONTROL: Acid Extractable metals in biomass				Duplicate				Spike Recovery %		
Test Description	Units	PQL	Method	Blank	#	Base	Dup.	RPD	LCS-2	318341-22
Date prepared	-			[NT]	11	17/03/2023	17/03/2023		17/03/2023	17/03/2023
Date analysed	-			[NT]	11	17/03/2023	17/03/2023		17/03/2023	17/03/2023
Arsenic	mg/kg	4	Metals-020	[NT]	11	4	<4	0	109	84
Chromium	mg/kg	1	Metals-020	[NT]	11	<1	<1	0	111	90
Copper	mg/kg	1	Metals-020	[NT]	11	58	42	32	110	86
Lead	mg/kg	1	Metals-020	[NT]	11	<1	<1	0	113	78
Mercury	mg/kg	0.1	Metals-021	[NT]	11	<0.1	<0.1	0	103	##
Selenium	mg/kg	2	Metals-020	[NT]	11	<2	<2	0	111	78
Zinc	mg/kg	1	Metals-020	[NT]	11	770	590	26	111	#

QUALITY CONTROL: Acid Extractable metals in biomass				Duplicate				Spike Recovery %		
Test Description	Units	PQL	Method	Blank	#	Base	Dup.	RPD	LCS-3	318341-42
Date prepared	-			[NT]	21	17/03/2023	17/03/2023		17/03/2023	17/03/2023
Date analysed	-			[NT]	21	17/03/2023	17/03/2023		17/03/2023	17/03/2023
Arsenic	mg/kg	4	Metals-020	[NT]	21	6	8	29	102	113
Chromium	mg/kg	1	Metals-020	[NT]	21	<1	<1	0	106	115
Copper	mg/kg	1	Metals-020	[NT]	21	64	92	36	105	116
Lead	mg/kg	1	Metals-020	[NT]	21	<1	<1	0	103	105
Mercury	mg/kg	0.1	Metals-021	[NT]	21	<0.1	<0.1	0	103	88
Selenium	mg/kg	2	Metals-020	[NT]	21	<2	2	0	103	116
Zinc	mg/kg	1	Metals-020	[NT]	21	880	1300	39	105	85

**Client Reference: Marine Pollution Research - West Culburra**

QUALITY CONTROL: Acid Extractable metals in biomass					Duplicate			Spike Recovery %		
Test Description	Units	PQL	Method	Blank	#	Base	Dup.	RPD	[NT]	[NT]
Date prepared	-			[NT]	31	17/03/2023	17/03/2023		[NT]	[NT]
Date analysed	-			[NT]	31	17/03/2023	17/03/2023		[NT]	[NT]
Arsenic	mg/kg	4	Metals-020	[NT]	31	6	7	15	[NT]	[NT]
Chromium	mg/kg	1	Metals-020	[NT]	31	<1	<1	0	[NT]	[NT]
Copper	mg/kg	1	Metals-020	[NT]	31	64	77	18	[NT]	[NT]
Lead	mg/kg	1	Metals-020	[NT]	31	<1	<1	0	[NT]	[NT]
Mercury	mg/kg	0.1	Metals-021	[NT]	31	<0.1	<0.1	0	[NT]	[NT]
Selenium	mg/kg	2	Metals-020	[NT]	31	<2	<2	0	[NT]	[NT]
Zinc	mg/kg	1	Metals-020	[NT]	31	550	700	24	[NT]	[NT]

QUALITY CONTROL: Acid Extractable metals in biomass					Duplicate			Spike Recovery %		
Test Description	Units	PQL	Method	Blank	#	Base	Dup.	RPD	[NT]	[NT]
Date prepared	-			[NT]	41	17/03/2023	17/03/2023		[NT]	[NT]
Date analysed	-			[NT]	41	17/03/2023	17/03/2023		[NT]	[NT]
Arsenic	mg/kg	4	Metals-020	[NT]	41	4	5	22	[NT]	[NT]
Chromium	mg/kg	1	Metals-020	[NT]	41	<1	<1	0	[NT]	[NT]
Copper	mg/kg	1	Metals-020	[NT]	41	43	49	13	[NT]	[NT]
Lead	mg/kg	1	Metals-020	[NT]	41	<1	<1	0	[NT]	[NT]
Mercury	mg/kg	0.1	Metals-021	[NT]	41	<0.1	<0.1	0	[NT]	[NT]
Selenium	mg/kg	2	Metals-020	[NT]	41	<2	<2	0	[NT]	[NT]
Zinc	mg/kg	1	Metals-020	[NT]	41	400	400	0	[NT]	[NT]

Result Definitions	
<b>NT</b>	Not tested
<b>NA</b>	Test not required
<b>INS</b>	Insufficient sample for this test
<b>PQL</b>	Practical Quantitation Limit
<b>&lt;</b>	Less than
<b>&gt;</b>	Greater than
<b>RPD</b>	Relative Percent Difference
<b>LCS</b>	Laboratory Control Sample
<b>NS</b>	Not specified
<b>NEPM</b>	National Environmental Protection Measure
<b>NR</b>	Not Reported

## Quality Control Definitions

<b>Blank</b>	This is the component of the analytical signal which is not derived from the sample but from reagents, glassware etc, can be determined by processing solvents and reagents in exactly the same manner as for samples.
<b>Duplicate</b>	This is the complete duplicate analysis of a sample from the process batch. If possible, the sample selected should be one where the analyte concentration is easily measurable.
<b>Matrix Spike</b>	A portion of the sample is spiked with a known concentration of target analyte. The purpose of the matrix spike is to monitor the performance of the analytical method used and to determine whether matrix interferences exist.
<b>LCS (Laboratory Control Sample)</b>	This comprises either a standard reference material or a control matrix (such as a blank sand or water) fortified with analytes representative of the analyte class. It is simply a check sample.
<b>Surrogate Spike</b>	Surrogates are known additions to each sample, blank, matrix spike and LCS in a batch, of compounds which are similar to the analyte of interest, however are not expected to be found in real samples.
Australian Drinking Water Guidelines recommend that Thermotolerant Coliform, Faecal Enterococci, & E.Coli levels are less than 1cfu/100mL. The recommended maximums are taken from "Australian Drinking Water Guidelines", published by NHMRC & ARMC 2011.	
The recommended maximums for analytes in urine are taken from "2018 TLVs and BEIs", as published by ACGIH (where available). Limit provided for Nickel is a precautionary guideline as per Position Paper prepared by AIOH Exposure Standards Committee, 2016.	
Guideline limits for Rinse Water Quality reported as per analytical requirements and specifications of AS 4187, Amdt 2 2019, Table 7.2	

## Laboratory Acceptance Criteria

Duplicate sample and matrix spike recoveries may not be reported on smaller jobs, however, were analysed at a frequency to meet or exceed NEPM requirements. All samples are tested in batches of 20. The duplicate sample RPD and matrix spike recoveries for the batch were within the laboratory acceptance criteria.

Filters, swabs, wipes, tubes and badges will not have duplicate data as the whole sample is generally extracted during sample extraction.

Spikes for Physical and Aggregate Tests are not applicable.

For VOCs in water samples, three vials are required for duplicate or spike analysis.

Duplicates: >10xPQL - RPD acceptance criteria will vary depending on the analytes and the analytical techniques but is typically in the range 20%-50% – see ELN-P05 QA/QC tables for details; <10xPQL - RPD are higher as the results approach PQL and the estimated measurement uncertainty will statistically increase.

Matrix Spikes, LCS and Surrogate recoveries: Generally 70-130% for inorganics/metals (not SPOCAS); 60-140% for organics/SPOCAS (+/-50% surrogates) and 10-140% for labile SVOCs (including labile surrogates), ultra trace organics and speciated phenols is acceptable.

In circumstances where no duplicate and/or sample spike has been reported at 1 in 10 and/or 1 in 20 samples respectively, the sample volume submitted was insufficient in order to satisfy laboratory QA/QC protocols.

When samples are received where certain analytes are outside of recommended technical holding times (THTs), the analysis has proceeded. Where analytes are on the verge of breaching THTs, every effort will be made to analyse within the THT or as soon as practicable.

Where sampling dates are not provided, Envirolab are not in a position to comment on the validity of the analysis where recommended technical holding times may have been breached.

Where matrix spike recoveries fall below the lower limit of the acceptance criteria (e.g. for non-labile or standard Organics <60%), positive result(s) in the parent sample will subsequently have a higher than typical estimated uncertainty (MU estimates supplied on request) and in these circumstances the sample result is likely biased significantly low.

Measurement Uncertainty estimates are available for most tests upon request.

Analysis of aqueous samples typically involves the extraction/digestion and/or analysis of the liquid phase only (i.e. NOT any settled sediment phase but inclusive of suspended particles if present), unless stipulated on the Envirolab COC and/or by correspondence. Notable exceptions include certain Physical Tests (pH/EC/BOD/COD/Apparent Colour etc.), Solids testing, total recoverable metals and PFAS where solids are included by default.

Samples for Microbiological analysis (not Amoeba forms) received outside of the 2-8°C temperature range do not meet the ideal cooling conditions as stated in AS2031-2012.

## Report Comments

Microbiology analysed by Sonic Food & Water Testing. Report No. W2306214-W2306220

PAH/OCs: - # Percent recovery for the surrogate/matrix spike is not possible to report due to interference from analytes (other than those being tested) in samples 318341-1-34, 36-42, 46-47.

Metals in biomass:

- The laboratory RPD acceptance criteria has been exceeded for 318341-1 for Cu and Zn. Therefore a triplicate result has been issued as laboratory sample number 318341-49.
- # Percent recovery is not applicable due to the high concentration of the element/s in the sample/s. However an acceptable recovery was obtained for the LCS.
- ## Spike recovery for Hg in sample 318341-22 at 68% which is outside lab acceptance criteria (70-130%), however, the LCS recovery is acceptable at 103%. Sample matrix interference suspected. There is insufficient sample for re-digestion and confirmation.



## CERTIFICATE OF ANALYSIS 319396

### Client Details

<b>Client</b>	MARINE POLLUTION RESEARCH PTY LTD
<b>Attention</b>	Jacob Broom
<b>Address</b>	25 RICHARD ROAD, SCOTLAND ISLAND, NSW, 2105

### Sample Details

<b>Your Reference</b>	<u>Marine Pollution Research - West Culburra</u>
<b>Number of Samples</b>	6 Oyster
<b>Date samples received</b>	24/03/2023
<b>Date completed instructions received</b>	24/03/2023

### Analysis Details

Please refer to the following pages for results, methodology summary and quality control data.  
 Samples were analysed as received from the client. Results relate specifically to the samples as received.  
 Results are reported on a dry weight basis for solids and on an as received basis for other matrices.  
**Please refer to the last page of this report for any comments relating to the results.**

### Report Details

<b>Date results requested by</b>	31/03/2023
<b>Date of Issue</b>	31/03/2023
This document shall not be reproduced except in full.	

#### Results Approved By

Kyle Gavrily, Senior Chemist  
 Loren Bardwell, Development Chemist

#### Authorised By



Nancy Zhang, Laboratory Manager

Client Reference: Marine Pollution Research - West Culburra

PAHs in Biomass						
Our Reference		319396-1	319396-2	319396-3	319396-4	319396-5
Your Reference	UNITS	B1-SR-1	B2-SR-2	B3-SR-3	B1-P-1	B2-P-2
Date Sampled		22/03/2023	22/03/2023	22/03/2023	22/03/2023	22/03/2023
Type of sample		Oyster	Oyster	Oyster	Oyster	Oyster
Date extracted	-	29/03/2023	29/03/2023	29/03/2023	29/03/2023	29/03/2023
Date analysed	-	29/03/2023	29/03/2023	29/03/2023	29/03/2023	29/03/2023
Naphthalene	ug/kg	<1	<1	<1	<1	<1
Acenaphthylene	ug/kg	<1	<1	<1	<1	<1
Acenaphthene	ug/kg	<1	<1	<1	<1	<1
Fluorene	ug/kg	<1	<1	<1	<1	<1
Phenanthrene	ug/kg	<1	<1	<1	<1	<1
Anthracene	ug/kg	<1	<1	<1	<1	<1
Fluoranthene	ug/kg	<1	<1	<1	<1	<1
Pyrene	ug/kg	<1	<1	<1	<1	<1
Benzo(a)anthracene	ug/kg	<1	<1	<1	<1	<1
Chrysene	ug/kg	<1	<1	<1	<1	<1
Benzo(b,j+k)fluoranthene	ug/kg	<2	<2	<2	<2	<2
Benzo(a)pyrene	ug/kg	<0.5	<0.5	<0.5	<0.5	<0.5
Indeno(1,2,3-c,d)pyrene	ug/kg	<1	<1	<1	<1	<1
Dibenzo(a,h)anthracene	ug/kg	<1	<1	<1	<1	<1
Benzo(g,h,i)perylene	ug/kg	<1	<1	<1	<1	<1
Total +ve PAH's	ug/kg	<0.5	<0.5	<0.5	<0.5	<0.5
Benzo(a)pyrene TEQ calc (zero)	ug/kg	<5	<5	<5	<5	<5
Benzo(a)pyrene TEQ calc(half)	ug/kg	<5	<5	<5	<5	<5
Benzo(a)pyrene TEQ calc(PQL)	ug/kg	<5	<5	<5	<5	<5
Surrogate p-Terphenyl-d14	%	104	101	104	99	84

PAHs in Biomass		
Our Reference		319396-6
Your Reference	UNITS	B3-P-3
Date Sampled		22/03/2023
Type of sample		Oyster
Date extracted	-	29/03/2023
Date analysed	-	29/03/2023
Naphthalene	ug/kg	<1
Acenaphthylene	ug/kg	<1
Acenaphthene	ug/kg	<1
Fluorene	ug/kg	<1
Phenanthrene	ug/kg	<1
Anthracene	ug/kg	<1
Fluoranthene	ug/kg	<1
Pyrene	ug/kg	<1
Benzo(a)anthracene	ug/kg	<1
Chrysene	ug/kg	<1
Benzo(b,j+k)fluoranthene	ug/kg	<2
Benzo(a)pyrene	ug/kg	<0.5
Indeno(1,2,3-c,d)pyrene	ug/kg	<1
Dibenzo(a,h)anthracene	ug/kg	<1
Benzo(g,h,i)perylene	ug/kg	<1
Total +ve PAH's	ug/kg	<0.5
Benzo(a)pyrene TEQ calc (zero)	ug/kg	<5
Benzo(a)pyrene TEQ calc(half)	ug/kg	<5
Benzo(a)pyrene TEQ calc(PQL)	ug/kg	<5
Surrogate <i>p</i> -Terphenyl-d14	%	77

Client Reference: Marine Pollution Research - West Culburra

Organochlorine Pesticides in Biomass						
Our Reference		319396-1	319396-2	319396-3	319396-4	319396-5
Your Reference	UNITS	B1-SR-1	B2-SR-2	B3-SR-3	B1-P-1	B2-P-2
Date Sampled		22/03/2023	22/03/2023	22/03/2023	22/03/2023	22/03/2023
Type of sample		Oyster	Oyster	Oyster	Oyster	Oyster
Date extracted	-	29/03/2023	29/03/2023	29/03/2023	29/03/2023	29/03/2023
Date analysed	-	29/03/2023	29/03/2023	29/03/2023	29/03/2023	29/03/2023
HCB	ug/kg	<1	<1	<1	<1	<1
alpha-BHC	ug/kg	<1	<1	<1	<1	<1
gamma-BHC	ug/kg	<1	<1	<1	<1	<1
beta-BHC	ug/kg	<1	<1	<1	<1	<1
Heptachlor	ug/kg	<1	<1	<1	<1	<1
delta-BHC	ug/kg	<1	<1	<1	<1	<1
Aldrin	ug/kg	<1	<1	<1	<1	<1
Heptachlor Epoxide	ug/kg	<1	<1	<1	<1	<1
gamma-Chlordane	ug/kg	<1	<1	<1	<1	<1
alpha-chlordane	ug/kg	<1	<1	<1	<1	<1
Endosulfan I	ug/kg	<1	<1	<1	<1	<1
pp-DDE	ug/kg	<1	<1	<1	<1	<1
Dieldrin	ug/kg	<1	<1	<1	<1	<1
Endrin	ug/kg	<1	<1	<1	<1	<1
pp-DDD	ug/kg	<1	<1	<1	<1	<1
Endosulfan II	ug/kg	<1	<1	<1	<1	<1
pp-DDT	ug/kg	<1	<1	<1	<1	<1
Endrin Aldehyde	ug/kg	<1	<1	<1	<1	<1
Endosulfan Sulphate	ug/kg	<1	<1	<1	<1	<1
Surrogate TCMX	%	98	99	102	100	94

Organochlorine Pesticides in Biomass		
Our Reference		319396-6
Your Reference	UNITS	B3-P-3
Date Sampled		22/03/2023
Type of sample		Oyster
Date extracted	-	29/03/2023
Date analysed	-	29/03/2023
HCB	ug/kg	<1
alpha-BHC	ug/kg	<1
gamma-BHC	ug/kg	<1
beta-BHC	ug/kg	<1
Heptachlor	ug/kg	<1
delta-BHC	ug/kg	<1
Aldrin	ug/kg	<1
Heptachlor Epoxide	ug/kg	<1
gamma-Chlordane	ug/kg	<1
alpha-chlordane	ug/kg	<1
Endosulfan I	ug/kg	<1
pp-DDE	ug/kg	<1
Dieldrin	ug/kg	<1
Endrin	ug/kg	<1
pp-DDD	ug/kg	<1
Endosulfan II	ug/kg	<1
pp-DDT	ug/kg	<1
Endrin Aldehyde	ug/kg	<1
Endosulfan Sulphate	ug/kg	<1
Surrogate TCMX	%	93

**Client Reference: Marine Pollution Research - West Culburra**

Acid Extractable metals in biomass						
Our Reference		319396-1	319396-2	319396-3	319396-4	319396-5
Your Reference	UNITS	B1-SR-1	B2-SR-2	B3-SR-3	B1-P-1	B2-P-2
Date Sampled		22/03/2023	22/03/2023	22/03/2023	22/03/2023	22/03/2023
Type of sample		Oyster	Oyster	Oyster	Oyster	Oyster
Date prepared	-	28/03/2023	28/03/2023	28/03/2023	28/03/2023	28/03/2023
Date analysed	-	28/03/2023	28/03/2023	28/03/2023	28/03/2023	28/03/2023
Arsenic	mg/kg	6	4	<4	<4	7
Chromium	mg/kg	2	<1	<1	60	<1
Copper	mg/kg	86	47	44	39	56
Mercury	mg/kg	<0.1	<0.1	<0.1	<0.1	<0.1
Lead	mg/kg	<1	<1	<1	<1	<1
Selenium	mg/kg	2	<2	<2	<2	<2
Zinc	mg/kg	930	590	580	370	630

Acid Extractable metals in biomass			
Our Reference		319396-6	319396-7
Your Reference	UNITS	B3-P-3	B1-P-1 - [TRIPLICATE]
Date Sampled		22/03/2023	22/03/2023
Type of sample		Oyster	Oyster
Date prepared	-	28/03/2023	28/03/2023
Date analysed	-	28/03/2023	28/03/2023
Arsenic	mg/kg	5	<4
Chromium	mg/kg	<1	56
Copper	mg/kg	30	39
Mercury	mg/kg	<0.1	<0.1
Lead	mg/kg	<1	<1
Selenium	mg/kg	<2	<2
Zinc	mg/kg	400	380



**Client Reference: Marine Pollution Research - West Culburra**

Method ID	Methodology Summary
<b>Metals-020</b>	Determination of various metals by ICP-AES.
<b>Metals-021</b>	Determination of Mercury by Cold Vapour AAS.
<b>Org-021</b>	Soil samples are extracted with dichloromethane/acetone and waters with dichloromethane and analysed by GC with dual ECD's.
<b>Org-022/025</b>	<p>Soil samples are extracted with Dichloromethane/Acetone and waters with Dichloromethane and analysed by GC-MS and/or GC-MS/MS. Benzo(a)pyrene TEQ as per NEPM B1 Guideline on Investigation Levels for Soil and Groundwater - 2013.</p> <p>For soil results:-</p> <ol style="list-style-type: none"> <li>1. 'EQ PQL' values are assuming all contributing PAHs reported as &lt;PQL are actually at the PQL. This is the most conservative approach and can give false positive TEQs given that PAHs that contribute to the TEQ calculation may not be present.</li> <li>2. 'EQ zero' values are assuming all contributing PAHs reported as &lt;PQL are zero. This is the least conservative approach and is more susceptible to false negative TEQs when PAHs that contribute to the TEQ calculation are present but below PQL.</li> <li>3. 'EQ half PQL' values are assuming all contributing PAHs reported as &lt;PQL are half the stipulated PQL. Hence a mid-point between the most and least conservative approaches above.</li> </ol> <p>Note, the Total +ve PAHs PQL is reflective of the lowest individual PQL and is therefore "Total +ve PAHs" is simply a sum of the positive individual PAHs.</p>

**Client Reference: Marine Pollution Research - West Culburra**

QUALITY CONTROL: PAHs in Biomass					Duplicate			Spike Recovery %		
Test Description	Units	PQL	Method	Blank	#	Base	Dup.	RPD	LCS-5	319396-6
Date extracted	-			29/03/2023	4	29/03/2023	29/03/2023		29/03/2023	29/03/2023
Date analysed	-			29/03/2023	4	29/03/2023	29/03/2023		29/03/2023	29/03/2023
Naphthalene	ug/kg	1	Org-022/025	<1	4	<1	<1	0	82	101
Acenaphthylene	ug/kg	1	Org-022/025	<1	4	<1	<1	0	[NT]	[NT]
Acenaphthene	ug/kg	1	Org-022/025	<1	4	<1	<1	0	85	103
Fluorene	ug/kg	1	Org-022/025	<1	4	<1	<1	0	80	103
Phenanthrene	ug/kg	1	Org-022/025	<1	4	<1	<1	0	84	104
Anthracene	ug/kg	1	Org-022/025	<1	4	<1	<1	0	[NT]	[NT]
Fluoranthene	ug/kg	1	Org-022/025	<1	4	<1	<1	0	88	88
Pyrene	ug/kg	1	Org-022/025	<1	4	<1	<1	0	91	#
Benzo(a)anthracene	ug/kg	1	Org-022/025	<1	4	<1	<1	0	[NT]	[NT]
Chrysene	ug/kg	1	Org-022/025	<1	4	<1	<1	0	89	115
Benzo(b,j+k)fluoranthene	ug/kg	2	Org-022/025	<2	4	<2	<2	0	[NT]	[NT]
Benzo(a)pyrene	ug/kg	0.5	Org-022/025	<0.5	4	<0.5	<0.5	0	74	100
Indeno(1,2,3-c,d)pyrene	ug/kg	1	Org-022/025	<1	4	<1	<1	0	[NT]	[NT]
Dibenzo(a,h)anthracene	ug/kg	1	Org-022/025	<1	4	<1	<1	0	[NT]	[NT]
Benzo(g,h,i)perylene	ug/kg	1	Org-022/025	<1	4	<1	<1	0	[NT]	[NT]
Surrogate p-Terphenyl-d14	%		Org-022/025	93	4	99	94	5	96	99

**Client Reference: Marine Pollution Research - West Culburra**

QUALITY CONTROL: Organochlorine Pesticides in Biomass					Duplicate			Spike Recovery %		
Test Description	Units	PQL	Method	Blank	#	Base	Dup.	RPD	LCS-5	319396-6
Date extracted	-			29/03/2023	4	29/03/2023	29/03/2023		29/03/2023	29/03/2023
Date analysed	-			29/03/2023	4	29/03/2023	29/03/2023		29/03/2023	29/03/2023
HCB	ug/kg	1	Org-021	<1	4	<1	<1	0	[NT]	[NT]
alpha-BHC	ug/kg	1	Org-021	<1	4	<1	<1	0	88	108
gamma-BHC	ug/kg	1	Org-021	<1	4	<1	<1	0	[NT]	[NT]
beta-BHC	ug/kg	1	Org-021	<1	4	<1	<1	0	84	96
Heptachlor	ug/kg	1	Org-021	<1	4	<1	<1	0	67	93
delta-BHC	ug/kg	1	Org-021	<1	4	<1	<1	0	[NT]	[NT]
Aldrin	ug/kg	1	Org-021	<1	4	<1	<1	0	91	63
Heptachlor Epoxide	ug/kg	1	Org-021	<1	4	<1	<1	0	80	92
gamma-Chlordane	ug/kg	1	Org-021	<1	4	<1	<1	0	[NT]	[NT]
alpha-chlordane	ug/kg	1	Org-021	<1	4	<1	<1	0	[NT]	[NT]
Endosulfan I	ug/kg	1	Org-021	<1	4	<1	<1	0	[NT]	[NT]
pp-DDE	ug/kg	1	Org-021	<1	4	<1	<1	0	94	84
Dieldrin	ug/kg	1	Org-021	<1	4	<1	<1	0	100	118
Endrin	ug/kg	1	Org-021	<1	4	<1	<1	0	70	107
pp-DDD	ug/kg	1	Org-021	<1	4	<1	<1	0	76	68
Endosulfan II	ug/kg	1	Org-021	<1	4	<1	<1	0	[NT]	[NT]
pp-DDT	ug/kg	1	Org-021	<1	4	<1	<1	0	[NT]	[NT]
Endrin Aldehyde	ug/kg	1	Org-021	<1	4	<1	<1	0	[NT]	[NT]
Endosulfan Sulphate	ug/kg	1	Org-021	<1	4	<1	<1	0	89	#
Surrogate TCMX	%		Org-021	87	4	100	99	1	90	128

**Client Reference: Marine Pollution Research - West Culburra**

QUALITY CONTROL: Acid Extractable metals in biomass				Duplicate			Spike Recovery %			
Test Description	Units	PQL	Method	Blank	#	Base	Dup.	RPD	LCS-1	319396-6
Date prepared	-			28/03/2023	4	28/03/2023	28/03/2023		28/03/2023	28/03/2023
Date analysed	-			28/03/2023	4	28/03/2023	28/03/2023		28/03/2023	28/03/2023
Arsenic	mg/kg	4	Metals-020	<4	4	<4	4	0	95	101
Chromium	mg/kg	1	Metals-020	<1	4	60	<1	193	97	95
Copper	mg/kg	1	Metals-020	<1	4	39	50	25	96	121
Mercury	mg/kg	0.1	Metals-021	<0.1	4	<0.1	<0.1	0	105	75
Lead	mg/kg	1	Metals-020	<1	4	<1	<1	0	105	99
Selenium	mg/kg	2	Metals-020	<2	4	<2	<2	0	104	100
Zinc	mg/kg	1	Metals-020	<1	4	370	480	26	92	#

## Result Definitions

<b>NT</b>	Not tested
<b>NA</b>	Test not required
<b>INS</b>	Insufficient sample for this test
<b>PQL</b>	Practical Quantitation Limit
<b>&lt;</b>	Less than
<b>&gt;</b>	Greater than
<b>RPD</b>	Relative Percent Difference
<b>LCS</b>	Laboratory Control Sample
<b>NS</b>	Not specified
<b>NEPM</b>	National Environmental Protection Measure
<b>NR</b>	Not Reported

## Quality Control Definitions

<b>Blank</b>	This is the component of the analytical signal which is not derived from the sample but from reagents, glassware etc, can be determined by processing solvents and reagents in exactly the same manner as for samples.
<b>Duplicate</b>	This is the complete duplicate analysis of a sample from the process batch. If possible, the sample selected should be one where the analyte concentration is easily measurable.
<b>Matrix Spike</b>	A portion of the sample is spiked with a known concentration of target analyte. The purpose of the matrix spike is to monitor the performance of the analytical method used and to determine whether matrix interferences exist.
<b>LCS (Laboratory Control Sample)</b>	This comprises either a standard reference material or a control matrix (such as a blank sand or water) fortified with analytes representative of the analyte class. It is simply a check sample.
<b>Surrogate Spike</b>	Surrogates are known additions to each sample, blank, matrix spike and LCS in a batch, of compounds which are similar to the analyte of interest, however are not expected to be found in real samples.
Australian Drinking Water Guidelines recommend that Thermotolerant Coliform, Faecal Enterococci, & E.Coli levels are less than 1cfu/100mL. The recommended maximums are taken from "Australian Drinking Water Guidelines", published by NHMRC & ARMC 2011.	
The recommended maximums for analytes in urine are taken from "2018 TLVs and BEIs", as published by ACGIH (where available). Limit provided for Nickel is a precautionary guideline as per Position Paper prepared by AIOH Exposure Standards Committee, 2016.	
Guideline limits for Rinse Water Quality reported as per analytical requirements and specifications of AS 4187, Amdt 2 2019, Table 7.2	

## Laboratory Acceptance Criteria

Duplicate sample and matrix spike recoveries may not be reported on smaller jobs, however, were analysed at a frequency to meet or exceed NEPM requirements. All samples are tested in batches of 20. The duplicate sample RPD and matrix spike recoveries for the batch were within the laboratory acceptance criteria.

Filters, swabs, wipes, tubes and badges will not have duplicate data as the whole sample is generally extracted during sample extraction.

Spikes for Physical and Aggregate Tests are not applicable.

For VOCs in water samples, three vials are required for duplicate or spike analysis.

Duplicates: >10xPQL - RPD acceptance criteria will vary depending on the analytes and the analytical techniques but is typically in the range 20%-50% – see ELN-P05 QA/QC tables for details; <10xPQL - RPD are higher as the results approach PQL and the estimated measurement uncertainty will statistically increase.

Matrix Spikes, LCS and Surrogate recoveries: Generally 70-130% for inorganics/metals (not SPOCAS); 60-140% for organics/SPOCAS (+/-50% surrogates) and 10-140% for labile SVOCs (including labile surrogates), ultra trace organics and speciated phenols is acceptable.

In circumstances where no duplicate and/or sample spike has been reported at 1 in 10 and/or 1 in 20 samples respectively, the sample volume submitted was insufficient in order to satisfy laboratory QA/QC protocols.

When samples are received where certain analytes are outside of recommended technical holding times (THTs), the analysis has proceeded. Where analytes are on the verge of breaching THTs, every effort will be made to analyse within the THT or as soon as practicable.

Where sampling dates are not provided, Envirolab are not in a position to comment on the validity of the analysis where recommended technical holding times may have been breached.

Where matrix spike recoveries fall below the lower limit of the acceptance criteria (e.g. for non-labile or standard Organics <60%), positive result(s) in the parent sample will subsequently have a higher than typical estimated uncertainty (MU estimates supplied on request) and in these circumstances the sample result is likely biased significantly low.

Measurement Uncertainty estimates are available for most tests upon request.

Analysis of aqueous samples typically involves the extraction/digestion and/or analysis of the liquid phase only (i.e. NOT any settled sediment phase but inclusive of suspended particles if present), unless stipulated on the Envirolab COC and/or by correspondence. Notable exceptions include certain Physical Tests (pH/EC/BOD/COD/Apparent Colour etc.), Solids testing, total recoverable metals and PFAS where solids are included by default.

Samples for Microbiological analysis (not Amoeba forms) received outside of the 2-8°C temperature range do not meet the ideal cooling conditions as stated in AS2031-2012.

## Report Comments

### Metals in biomass:

- The results are reported on the sample as received i.e. no moisture correction has been applied.
- The high laboratory RPD has been obtained for 319396-4 for Cr. Therefore a triplicate result has been issued as laboratory sample number 319396-7.
- # Percent recovery is not possible to report due to the inhomogeneous nature of the element/s in the sample/s. However an acceptable recovery was obtained for the LCS.

PAHs in Biomass - # Percent recovery for the matrix spike is not possible to report due to interference from analytes (other than those being tested) in sample/s 319396-6ms.

OC Pesticides in Biomass - # Percent recovery for the matrix spike is not possible to report due to interference from analytes (other than those being tested) in sample/s319396-6ms.



## CERTIFICATE OF ANALYSIS 322995

### Client Details

<b>Client</b>	MARINE POLLUTION RESEARCH PTY LTD
<b>Attention</b>	Jacob Broom
<b>Address</b>	25 RICHARD ROAD, SCOTLAND ISLAND, NSW, 2105

### Sample Details

<b>Your Reference</b>	<u>Marine Pollution Research - West Culburra</u>
<b>Number of Samples</b>	48 Oyster
<b>Date samples received</b>	12/05/2023
<b>Date completed instructions received</b>	12/05/2023

### Analysis Details

Please refer to the following pages for results, methodology summary and quality control data.  
 Samples were analysed as received from the client. Results relate specifically to the samples as received.  
 Results are reported on a dry weight basis for solids and on an as received basis for other matrices.  
**Please refer to the last page of this report for any comments relating to the results.**

### Report Details

<b>Date results requested by</b>	26/05/2023
<b>Date of Issue</b>	26/05/2023
This document shall not be reproduced except in full.	

#### **Results Approved By**

Dragana Tomas, Senior Chemist  
 Greta Petzold, Operation Manager  
 Liam Timmins, Organics Supervisor  
 Loren Bardwell, Development Chemist

#### **Authorised By**

Nancy Zhang, Laboratory Manager

**Client Reference: Marine Pollution Research - West Culburra**

<b>PAHs in Biomass</b>						
Our Reference		322995-1	322995-2	322995-3	322995-4	322995-5
Your Reference	UNITS	CUP1-SR-1	CUP1-SR-2	CUP2-SR-1	CUP2-SR-2	BB1-SR-1
Type of sample		Oyster	Oyster	Oyster	Oyster	Oyster
Date extracted	-	19/05/2023	19/05/2023	19/05/2023	19/05/2023	19/05/2023
Date analysed	-	19/05/2023	19/05/2023	19/05/2023	19/05/2023	19/05/2023
Naphthalene	ug/kg	<10	<10	<10	<10	<10
Acenaphthylene	ug/kg	<10	<10	<10	<10	<10
Acenaphthene	ug/kg	<10	<10	<10	<10	<10
Fluorene	ug/kg	<10	<10	<10	<10	<10
Phenanthrene	ug/kg	<10	<10	<10	<10	<10
Anthracene	ug/kg	<10	<10	<10	<10	<10
Fluoranthene	ug/kg	<10	<10	<10	<10	<10
Pyrene	ug/kg	<10	<10	<10	<10	<10
Benzo(a)anthracene	ug/kg	<10	<10	<10	<10	<10
Chrysene	ug/kg	<10	<10	<10	<10	<10
Benzo(b,j+k)fluoranthene	ug/kg	<20	<20	<20	<20	<20
Benzo(a)pyrene	ug/kg	<5.0	<5.0	<5.0	<5.0	<5.0
Indeno(1,2,3-c,d)pyrene	ug/kg	<10	<10	<10	<10	<10
Dibenzo(a,h)anthracene	ug/kg	<10	<10	<10	<10	<10
Benzo(g,h,i)perylene	ug/kg	<10	<10	<10	<10	<10
Total +ve PAH's	ug/kg	<5.0	<5.0	<5.0	<5.0	<5.0
Benzo(a)pyrene TEQ calc (zero)	ug/kg	<50	<50	<50	<50	<50
Benzo(a)pyrene TEQ calc(half)	ug/kg	<50	<50	<50	<50	<50
Benzo(a)pyrene TEQ calc(PQL)	ug/kg	<50	<50	<50	<50	<50
Surrogate p-Terphenyl-d14	%	86	83	83	82	84

Client Reference: Marine Pollution Research - West Culburra

PAHs in Biomass						
Our Reference		322995-6	322995-7	322995-8	322995-9	322995-10
Your Reference	UNITS	BB1-SR-2	BB2-SR-1	BB2-SR-2	SWB1-SR-1	SWB1-SR-2
Type of sample		Oyster	Oyster	Oyster	Oyster	Oyster
Date extracted	-	19/05/2023	19/05/2023	19/05/2023	19/05/2023	19/05/2023
Date analysed	-	19/05/2023	19/05/2023	19/05/2023	19/05/2023	19/05/2023
Naphthalene	ug/kg	<10	<10	<10	<10	<10
Acenaphthylene	ug/kg	<10	<10	<10	<10	<10
Acenaphthene	ug/kg	<10	<10	<10	<10	<10
Fluorene	ug/kg	<10	<10	<10	<10	<10
Phenanthrene	ug/kg	<10	<10	<10	<10	<10
Anthracene	ug/kg	<10	<10	<10	<10	<10
Fluoranthene	ug/kg	<10	<10	<10	<10	<10
Pyrene	ug/kg	<10	<10	<10	<10	<10
Benzo(a)anthracene	ug/kg	<10	<10	<10	<10	<10
Chrysene	ug/kg	<10	<10	<10	<10	<10
Benzo(b,j+k)fluoranthene	ug/kg	<20	<20	<20	<20	<20
Benzo(a)pyrene	ug/kg	<5.0	<5.0	<5.0	<5.0	<5.0
Indeno(1,2,3-c,d)pyrene	ug/kg	<10	<10	<10	<10	<10
Dibenzo(a,h)anthracene	ug/kg	<10	<10	<10	<10	<10
Benzo(g,h,i)perylene	ug/kg	<10	<10	<10	<10	<10
Total +ve PAH's	ug/kg	<5.0	<5.0	<5.0	<5.0	<5.0
Benzo(a)pyrene TEQ calc (zero)	ug/kg	<50	<50	<50	<50	<50
Benzo(a)pyrene TEQ calc(half)	ug/kg	<50	<50	<50	<50	<50
Benzo(a)pyrene TEQ calc(PQL)	ug/kg	<50	<50	<50	<50	<50
Surrogate p-Terphenyl-d14	%	82	81	82	81	82

Client Reference: Marine Pollution Research - West Culburra

PAHs in Biomass						
Our Reference		322995-11	322995-12	322995-13	322995-14	322995-15
Your Reference	UNITS	SWB2-SR-1	SWB2-SR-2	SEB1-SR-1	SEB1-SR-2	SEB2-SR-1
Type of sample		Oyster	Oyster	Oyster	Oyster	Oyster
Date extracted	-	19/05/2023	19/05/2023	19/05/2023	19/05/2023	19/05/2023
Date analysed	-	19/05/2023	19/05/2023	19/05/2023	19/05/2023	19/05/2023
Naphthalene	ug/kg	<10	<10	<10	<10	<10
Acenaphthylene	ug/kg	<10	<10	<10	<10	<10
Acenaphthene	ug/kg	<10	<10	<10	<10	<10
Fluorene	ug/kg	<10	<10	<10	<10	<10
Phenanthrene	ug/kg	<10	<10	<10	<10	<10
Anthracene	ug/kg	<10	<10	<10	<10	<10
Fluoranthene	ug/kg	<10	<10	<10	<10	<10
Pyrene	ug/kg	<10	<10	<10	<10	<10
Benzo(a)anthracene	ug/kg	<10	<10	<10	<10	<10
Chrysene	ug/kg	<10	<10	<10	<10	<10
Benzo(b,j+k)fluoranthene	ug/kg	<20	<20	<20	<20	<20
Benzo(a)pyrene	ug/kg	<5.0	<5.0	<5.0	<5.0	<5.0
Indeno(1,2,3-c,d)pyrene	ug/kg	<10	<10	<10	<10	<10
Dibenzo(a,h)anthracene	ug/kg	<10	<10	<10	<10	<10
Benzo(g,h,i)perylene	ug/kg	<10	<10	<10	<10	<10
Total +ve PAH's	ug/kg	<5.0	<5.0	<5.0	<5.0	<5.0
Benzo(a)pyrene TEQ calc (zero)	ug/kg	<50	<50	<50	<50	<50
Benzo(a)pyrene TEQ calc(half)	ug/kg	<50	<50	<50	<50	<50
Benzo(a)pyrene TEQ calc(PQL)	ug/kg	<50	<50	<50	<50	<50
Surrogate p-Terphenyl-d14	%	78	79	77	76	76

Client Reference: Marine Pollution Research - West Culburra

PAHs in Biomass						
Our Reference		322995-16	322995-17	322995-18	322995-19	322995-20
Your Reference	UNITS	SEB2-SR-2	NB1-SR-1	NB1-SR-2	NB2-SR-1	NB2-SR-2
Type of sample		Oyster	Oyster	Oyster	Oyster	Oyster
Date extracted	-	19/05/2023	19/05/2023	19/05/2023	19/05/2023	19/05/2023
Date analysed	-	19/05/2023	19/05/2023	19/05/2023	19/05/2023	19/05/2023
Naphthalene	ug/kg	<10	<10	<10	<10	<10
Acenaphthylene	ug/kg	<10	<10	<10	<10	<10
Acenaphthene	ug/kg	<10	<10	<10	<10	<10
Fluorene	ug/kg	<10	<10	<10	<10	<10
Phenanthrene	ug/kg	<10	<10	<10	<10	<10
Anthracene	ug/kg	<10	<10	<10	<10	<10
Fluoranthene	ug/kg	<10	<10	<10	<10	<10
Pyrene	ug/kg	<10	<10	<10	<10	<10
Benzo(a)anthracene	ug/kg	<10	<10	<10	<10	<10
Chrysene	ug/kg	<10	<10	<10	<10	<10
Benzo(b,j+k)fluoranthene	ug/kg	<20	<20	<20	<20	<20
Benzo(a)pyrene	ug/kg	<5.0	<5.0	<5.0	<5.0	<5.0
Indeno(1,2,3-c,d)pyrene	ug/kg	<10	<10	<10	<10	<10
Dibenzo(a,h)anthracene	ug/kg	<10	<10	<10	<10	<10
Benzo(g,h,i)perylene	ug/kg	<10	<10	<10	<10	<10
Total +ve PAH's	ug/kg	<5.0	<5.0	<5.0	<5.0	<5.0
Benzo(a)pyrene TEQ calc (zero)	ug/kg	<50	<50	<50	<50	<50
Benzo(a)pyrene TEQ calc(half)	ug/kg	<50	<50	<50	<50	<50
Benzo(a)pyrene TEQ calc(PQL)	ug/kg	<50	<50	<50	<50	<50
Surrogate p-Terphenyl-d14	%	76	76	76	74	74

Client Reference: Marine Pollution Research - West Culburra

PAHs in Biomass						
Our Reference		322995-21	322995-22	322995-23	322995-24	322995-25
Your Reference	UNITS	CDN1-SR-1	CDN1-SR-2	CDN2-SR-1	CDN2-SR-2	CUP1-P-1
Type of sample		Oyster	Oyster	Oyster	Oyster	Oyster
Date extracted	-	19/05/2023	19/05/2023	19/05/2023	19/05/2023	19/05/2023
Date analysed	-	19/05/2023	19/05/2023	19/05/2023	19/05/2023	19/05/2023
Naphthalene	ug/kg	<10	<10	<10	<10	<10
Acenaphthylene	ug/kg	<10	<10	<10	<10	<10
Acenaphthene	ug/kg	<10	<10	<10	<10	<10
Fluorene	ug/kg	<10	<10	<10	<10	<10
Phenanthrene	ug/kg	<10	<10	<10	<10	<10
Anthracene	ug/kg	<10	<10	<10	<10	<10
Fluoranthene	ug/kg	<10	<10	<10	<10	<10
Pyrene	ug/kg	<10	<10	<10	<10	<10
Benzo(a)anthracene	ug/kg	<10	<10	<10	<10	<10
Chrysene	ug/kg	<10	<10	<10	<10	<10
Benzo(b,j+k)fluoranthene	ug/kg	<20	<20	<20	<20	<20
Benzo(a)pyrene	ug/kg	<5.0	<5.0	<5.0	<5.0	<5.0
Indeno(1,2,3-c,d)pyrene	ug/kg	<10	<10	<10	<10	<10
Dibenzo(a,h)anthracene	ug/kg	<10	<10	<10	<10	<10
Benzo(g,h,i)perylene	ug/kg	<10	<10	<10	<10	<10
Total +ve PAH's	ug/kg	<5.0	<5.0	<5.0	<5.0	<5.0
Benzo(a)pyrene TEQ calc (zero)	ug/kg	<50	<50	<50	<50	<50
Benzo(a)pyrene TEQ calc(half)	ug/kg	<50	<50	<50	<50	<50
Benzo(a)pyrene TEQ calc(PQL)	ug/kg	<50	<50	<50	<50	<50
Surrogate p-Terphenyl-d14	%	72	72	70	89	86

Client Reference: Marine Pollution Research - West Culburra

PAHs in Biomass						
Our Reference		322995-26	322995-27	322995-28	322995-29	322995-30
Your Reference	UNITS	CUP1-P-2	CUP2-P-1	CUP2-P-2	BB1-P-1	BB1-P-2
Type of sample		Oyster	Oyster	Oyster	Oyster	Oyster
Date extracted	-	19/05/2023	19/05/2023	19/05/2023	19/05/2023	19/05/2023
Date analysed	-	19/05/2023	19/05/2023	19/05/2023	19/05/2023	19/05/2023
Naphthalene	ug/kg	<10	<10	<10	<10	<10
Acenaphthylene	ug/kg	<10	<10	<10	<10	<10
Acenaphthene	ug/kg	<10	<10	<10	<10	<10
Fluorene	ug/kg	<10	<10	<10	<10	<10
Phenanthrene	ug/kg	<10	<10	<10	<10	<10
Anthracene	ug/kg	<10	<10	<10	<10	<10
Fluoranthene	ug/kg	<10	<10	<10	<10	<10
Pyrene	ug/kg	<10	<10	<10	<10	<10
Benzo(a)anthracene	ug/kg	<10	<10	<10	<10	<10
Chrysene	ug/kg	<10	<10	<10	<10	<10
Benzo(b,j+k)fluoranthene	ug/kg	<20	<20	<20	<20	<20
Benzo(a)pyrene	ug/kg	<5.0	<5.0	<5.0	<5.0	<5.0
Indeno(1,2,3-c,d)pyrene	ug/kg	<10	<10	<10	<10	<10
Dibenzo(a,h)anthracene	ug/kg	<10	<10	<10	<10	<10
Benzo(g,h,i)perylene	ug/kg	<10	<10	<10	<10	<10
Total +ve PAH's	ug/kg	<5.0	<5.0	<5.0	<5.0	<5.0
Benzo(a)pyrene TEQ calc (zero)	ug/kg	<50	<50	<50	<50	<50
Benzo(a)pyrene TEQ calc(half)	ug/kg	<50	<50	<50	<50	<50
Benzo(a)pyrene TEQ calc(PQL)	ug/kg	<50	<50	<50	<50	<50
Surrogate p-Terphenyl-d14	%	89	86	86	84	85



Client Reference: Marine Pollution Research - West Culburra

PAHs in Biomass						
Our Reference		322995-31	322995-32	322995-33	322995-34	322995-35
Your Reference	UNITS	BB2-P-1	BB2-P-2	SWB1-P-1	SWB1-P-2	SWB2-P-1
Type of sample		Oyster	Oyster	Oyster	Oyster	Oyster
Date extracted	-	19/05/2023	19/05/2023	19/05/2023	19/05/2023	19/05/2023
Date analysed	-	19/05/2023	19/05/2023	19/05/2023	19/05/2023	19/05/2023
Naphthalene	ug/kg	<10	<10	<10	<10	<10
Acenaphthylene	ug/kg	<10	<10	<10	<10	<10
Acenaphthene	ug/kg	<10	<10	<10	<10	<10
Fluorene	ug/kg	<10	<10	<10	<10	<10
Phenanthrene	ug/kg	<10	<10	<10	<10	<10
Anthracene	ug/kg	<10	<10	<10	<10	<10
Fluoranthene	ug/kg	<10	<10	<10	<10	<10
Pyrene	ug/kg	<10	<10	<10	<10	<10
Benzo(a)anthracene	ug/kg	<10	<10	<10	<10	<10
Chrysene	ug/kg	<10	<10	<10	<10	<10
Benzo(b,j+k)fluoranthene	ug/kg	<20	<20	<20	<20	<20
Benzo(a)pyrene	ug/kg	<5.0	<5.0	<5.0	<5.0	<5.0
Indeno(1,2,3-c,d)pyrene	ug/kg	<10	<10	<10	<10	<10
Dibenzo(a,h)anthracene	ug/kg	<10	<10	<10	<10	<10
Benzo(g,h,i)perylene	ug/kg	<10	<10	<10	<10	<10
Total +ve PAH's	ug/kg	<5.0	<5.0	<5.0	<5.0	<5.0
Benzo(a)pyrene TEQ calc (zero)	ug/kg	<50	<50	<50	<50	<50
Benzo(a)pyrene TEQ calc(half)	ug/kg	<50	<50	<50	<50	<50
Benzo(a)pyrene TEQ calc(PQL)	ug/kg	<50	<50	<50	<50	<50
Surrogate p-Terphenyl-d14	%	87	85	84	83	83

Client Reference: Marine Pollution Research - West Culburra

PAHs in Biomass						
Our Reference		322995-36	322995-37	322995-38	322995-39	322995-40
Your Reference	UNITS	SWB2-P-2	SEB1-P-1	SEB1-P-2	SEB2-P-1	SEB2-P-2
Type of sample		Oyster	Oyster	Oyster	Oyster	Oyster
Date extracted	-	19/05/2023	19/05/2023	19/05/2023	19/05/2023	19/05/2023
Date analysed	-	19/05/2023	19/05/2023	19/05/2023	19/05/2023	19/05/2023
Naphthalene	ug/kg	<10	<10	<10	<10	<10
Acenaphthylene	ug/kg	<10	<10	<10	<10	<10
Acenaphthene	ug/kg	<10	<10	<10	<10	<10
Fluorene	ug/kg	<10	<10	<10	<10	<10
Phenanthrene	ug/kg	<10	<10	<10	<10	<10
Anthracene	ug/kg	<10	<10	<10	<10	<10
Fluoranthene	ug/kg	<10	<10	<10	<10	<10
Pyrene	ug/kg	<10	<10	<10	<10	<10
Benzo(a)anthracene	ug/kg	<10	<10	<10	<10	<10
Chrysene	ug/kg	<10	<10	<10	<10	<10
Benzo(b,j+k)fluoranthene	ug/kg	<20	<20	<20	<20	<20
Benzo(a)pyrene	ug/kg	<5.0	<5.0	<5.0	<5.0	<5.0
Indeno(1,2,3-c,d)pyrene	ug/kg	<10	<10	<10	<10	<10
Dibenzo(a,h)anthracene	ug/kg	<10	<10	<10	<10	<10
Benzo(g,h,i)perylene	ug/kg	<10	<10	<10	<10	<10
Total +ve PAH's	ug/kg	<5.0	<5.0	<5.0	<5.0	<5.0
Benzo(a)pyrene TEQ calc (zero)	ug/kg	<50	<50	<50	<50	<50
Benzo(a)pyrene TEQ calc(half)	ug/kg	<50	<50	<50	<50	<50
Benzo(a)pyrene TEQ calc(PQL)	ug/kg	<50	<50	<50	<50	<50
Surrogate p-Terphenyl-d14	%	83	80	82	82	83

Client Reference: Marine Pollution Research - West Culburra

PAHs in Biomass						
Our Reference		322995-41	322995-42	322995-43	322995-44	322995-45
Your Reference	UNITS	NB1-P-1	NB1-P-2	NB2-P-1	NB2-P-2	CDN1-P-1
Type of sample		Oyster	Oyster	Oyster	Oyster	Oyster
Date extracted	-	19/05/2023	19/05/2023	19/05/2023	19/05/2023	19/05/2023
Date analysed	-	19/05/2023	19/05/2023	19/05/2023	19/05/2023	19/05/2023
Naphthalene	ug/kg	<10	<10	<10	<10	<10
Acenaphthylene	ug/kg	<10	<10	<10	<10	<10
Acenaphthene	ug/kg	<10	<10	<10	<10	<10
Fluorene	ug/kg	<10	<10	<10	<10	<10
Phenanthrene	ug/kg	<10	<10	<10	<10	<10
Anthracene	ug/kg	<10	<10	<10	<10	<10
Fluoranthene	ug/kg	<10	<10	<10	<10	<10
Pyrene	ug/kg	<10	<10	<10	<10	<10
Benzo(a)anthracene	ug/kg	<10	<10	<10	<10	<10
Chrysene	ug/kg	<10	<10	<10	<10	<10
Benzo(b,j+k)fluoranthene	ug/kg	<20	<20	<20	<20	<20
Benzo(a)pyrene	ug/kg	<5.0	<5.0	<5.0	<5.0	<5.0
Indeno(1,2,3-c,d)pyrene	ug/kg	<10	<10	<10	<10	<10
Dibenzo(a,h)anthracene	ug/kg	<10	<10	<10	<10	<10
Benzo(g,h,i)perylene	ug/kg	<10	<10	<10	<10	<10
Total +ve PAH's	ug/kg	<5.0	<5.0	<5.0	<5.0	<5.0
Benzo(a)pyrene TEQ calc (zero)	ug/kg	<50	<50	<50	<50	<50
Benzo(a)pyrene TEQ calc(half)	ug/kg	<50	<50	<50	<50	<50
Benzo(a)pyrene TEQ calc(PQL)	ug/kg	<50	<50	<50	<50	<50
Surrogate p-Terphenyl-d14	%	81	81	79	79	77

PAHs in Biomass				
Our Reference		322995-46	322995-47	322995-48
Your Reference	UNITS	CDN1-P-2	CDN2-P-1	CDN2-P-2
Type of sample		Oyster	Oyster	Oyster
Date extracted	-	19/05/2023	19/05/2023	19/05/2023
Date analysed	-	19/05/2023	19/05/2023	19/05/2023
Naphthalene	ug/kg	<10	<10	<10
Acenaphthylene	ug/kg	<10	<10	<10
Acenaphthene	ug/kg	<10	<10	<10
Fluorene	ug/kg	<10	<10	<10
Phenanthrene	ug/kg	<10	<10	<10
Anthracene	ug/kg	<10	<10	<10
Fluoranthene	ug/kg	<10	<10	<10
Pyrene	ug/kg	<10	<10	<10
Benzo(a)anthracene	ug/kg	<10	<10	<10
Chrysene	ug/kg	<10	<10	<10
Benzo(b,j+k)fluoranthene	ug/kg	<20	<20	<20
Benzo(a)pyrene	ug/kg	<5.0	<5.0	<5.0
Indeno(1,2,3-c,d)pyrene	ug/kg	<10	<10	<10
Dibenzo(a,h)anthracene	ug/kg	<10	<10	<10
Benzo(g,h,i)perylene	ug/kg	<10	<10	<10
Total +ve PAH's	ug/kg	<5.0	<5.0	<5.0
Benzo(a)pyrene TEQ calc (zero)	ug/kg	<50	<50	<50
Benzo(a)pyrene TEQ calc(half)	ug/kg	<50	<50	<50
Benzo(a)pyrene TEQ calc(PQL)	ug/kg	<50	<50	<50
Surrogate p-Terphenyl-d14	%	77	79	77

**Client Reference: Marine Pollution Research - West Culburra**

<b>Organochlorine Pesticides in Biomass</b>						
Our Reference		322995-1	322995-2	322995-3	322995-4	322995-5
Your Reference	UNITS	CUP1-SR-1	CUP1-SR-2	CUP2-SR-1	CUP2-SR-2	BB1-SR-1
Type of sample		Oyster	Oyster	Oyster	Oyster	Oyster
Date extracted	-	19/05/2023	19/05/2023	19/05/2023	19/05/2023	19/05/2023
Date analysed	-	19/05/2023	19/05/2023	19/05/2023	19/05/2023	19/05/2023
HCB	ug/kg	<10	<10	<10	<10	<10
alpha-BHC	ug/kg	<10	<10	<10	<10	<10
gamma-BHC	ug/kg	<10	<10	<10	<10	<10
beta-BHC	ug/kg	<10	<10	<10	<10	<10
Heptachlor	ug/kg	<10	<10	<10	<10	<10
delta-BHC	ug/kg	<10	<10	<10	<10	<10
Aldrin	ug/kg	<10	<10	<10	<10	<10
Heptachlor Epoxide	ug/kg	<10	<10	<10	<10	<10
gamma-Chlordane	ug/kg	<10	<10	<10	<10	<10
alpha-chlordane	ug/kg	<10	<10	<10	<10	<10
Endosulfan I	ug/kg	<10	<10	<10	<10	<10
pp-DDE	ug/kg	<10	<10	<10	<10	<10
Dieldrin	ug/kg	<10	<10	<10	<10	<10
Endrin	ug/kg	<10	<10	<10	<10	<10
pp-DDD	ug/kg	<10	<10	<10	<10	<10
Endosulfan II	ug/kg	<10	<10	<10	<10	<10
pp-DDT	ug/kg	<10	<10	<10	<10	<10
Endrin Aldehyde	ug/kg	<10	<10	<10	<10	<10
Endosulfan Sulphate	ug/kg	<10	<10	<10	<10	<10
Surrogate TCMX	%	103	99	99	97	97

Client Reference: Marine Pollution Research - West Culburra

Organochlorine Pesticides in Biomass						
Our Reference		322995-6	322995-7	322995-8	322995-9	322995-10
Your Reference	UNITS	BB1-SR-2	BB2-SR-1	BB2-SR-2	SWB1-SR-1	SWB1-SR-2
Type of sample		Oyster	Oyster	Oyster	Oyster	Oyster
Date extracted	-	19/05/2023	19/05/2023	19/05/2023	19/05/2023	19/05/2023
Date analysed	-	19/05/2023	19/05/2023	19/05/2023	19/05/2023	19/05/2023
HCB	ug/kg	<10	<10	<10	<10	<10
alpha-BHC	ug/kg	<10	<10	<10	<10	<10
gamma-BHC	ug/kg	<10	<10	<10	<10	<10
beta-BHC	ug/kg	<10	<10	<10	<10	<10
Heptachlor	ug/kg	<10	<10	<10	<10	<10
delta-BHC	ug/kg	<10	<10	<10	<10	<10
Aldrin	ug/kg	<10	<10	<10	<10	<10
Heptachlor Epoxide	ug/kg	<10	<10	<10	<10	<10
gamma-Chlordane	ug/kg	<10	<10	<10	<10	<10
alpha-chlordane	ug/kg	<10	<10	<10	<10	<10
Endosulfan I	ug/kg	<10	<10	<10	<10	<10
pp-DDE	ug/kg	<10	<10	<10	<10	<10
Dieldrin	ug/kg	<10	<10	<10	<10	<10
Endrin	ug/kg	<10	<10	<10	<10	<10
pp-DDD	ug/kg	<10	<10	<10	<10	<10
Endosulfan II	ug/kg	<10	<10	<10	<10	<10
pp-DDT	ug/kg	<10	<10	<10	<10	<10
Endrin Aldehyde	ug/kg	<10	<10	<10	<10	<10
Endosulfan Sulphate	ug/kg	<10	<10	<10	<10	<10
Surrogate TCMX	%	96	97	97	96	96

Client Reference: Marine Pollution Research - West Culburra

Organochlorine Pesticides in Biomass						
Our Reference		322995-11	322995-12	322995-13	322995-14	322995-15
Your Reference	UNITS	SWB2-SR-1	SWB2-SR-2	SEB1-SR-1	SEB1-SR-2	SEB2-SR-1
Type of sample		Oyster	Oyster	Oyster	Oyster	Oyster
Date extracted	-	19/05/2023	19/05/2023	19/05/2023	19/05/2023	19/05/2023
Date analysed	-	19/05/2023	19/05/2023	19/05/2023	19/05/2023	19/05/2023
HCB	ug/kg	<10	<10	<10	<10	<10
alpha-BHC	ug/kg	<10	<10	<10	<10	<10
gamma-BHC	ug/kg	<10	<10	<10	<10	<10
beta-BHC	ug/kg	<10	<10	<10	<10	<10
Heptachlor	ug/kg	<10	<10	<10	<10	<10
delta-BHC	ug/kg	<10	<10	<10	<10	<10
Aldrin	ug/kg	<10	<10	<10	<10	<10
Heptachlor Epoxide	ug/kg	<10	<10	<10	<10	<10
gamma-Chlordane	ug/kg	<10	<10	<10	<10	<10
alpha-chlordane	ug/kg	<10	<10	<10	<10	<10
Endosulfan I	ug/kg	<10	<10	<10	<10	<10
pp-DDE	ug/kg	<10	<10	<10	<10	<10
Dieldrin	ug/kg	<10	<10	<10	<10	<10
Endrin	ug/kg	<10	<10	<10	<10	<10
pp-DDD	ug/kg	<10	<10	<10	<10	<10
Endosulfan II	ug/kg	<10	<10	<10	<10	<10
pp-DDT	ug/kg	<10	<10	<10	<10	<10
Endrin Aldehyde	ug/kg	<10	<10	<10	<10	<10
Endosulfan Sulphate	ug/kg	<10	<10	<10	<10	<10
Surrogate TCMX	%	93	93	92	91	91



Client Reference: Marine Pollution Research - West Culburra

Organochlorine Pesticides in Biomass						
Our Reference		322995-16	322995-17	322995-18	322995-19	322995-20
Your Reference	UNITS	SEB2-SR-2	NB1-SR-1	NB1-SR-2	NB2-SR-1	NB2-SR-2
Type of sample		Oyster	Oyster	Oyster	Oyster	Oyster
Date extracted	-	19/05/2023	19/05/2023	19/05/2023	19/05/2023	19/05/2023
Date analysed	-	19/05/2023	19/05/2023	19/05/2023	19/05/2023	19/05/2023
HCB	ug/kg	<10	<10	<10	<10	<10
alpha-BHC	ug/kg	<10	<10	<10	<10	<10
gamma-BHC	ug/kg	<10	<10	<10	<10	<10
beta-BHC	ug/kg	<10	<10	<10	<10	<10
Heptachlor	ug/kg	<10	<10	<10	<10	<10
delta-BHC	ug/kg	<10	<10	<10	<10	<10
Aldrin	ug/kg	<10	<10	<10	<10	<10
Heptachlor Epoxide	ug/kg	<10	<10	<10	<10	<10
gamma-Chlordane	ug/kg	<10	<10	<10	<10	<10
alpha-chlordane	ug/kg	<10	<10	<10	<10	<10
Endosulfan I	ug/kg	<10	<10	<10	<10	<10
pp-DDE	ug/kg	<10	<10	<10	<10	<10
Dieldrin	ug/kg	<10	<10	<10	<10	<10
Endrin	ug/kg	<10	<10	<10	<10	<10
pp-DDD	ug/kg	<10	<10	<10	<10	<10
Endosulfan II	ug/kg	<10	<10	<10	<10	<10
pp-DDT	ug/kg	<10	<10	<10	<10	<10
Endrin Aldehyde	ug/kg	<10	<10	<10	<10	<10
Endosulfan Sulphate	ug/kg	<10	<10	<10	<10	<10
Surrogate TCMX	%	92	89	91	89	88

**Client Reference: Marine Pollution Research - West Culburra**

<b>Organochlorine Pesticides in Biomass</b>						
Our Reference		322995-21	322995-22	322995-23	322995-24	322995-25
Your Reference	UNITS	CDN1-SR-1	CDN1-SR-2	CDN2-SR-1	CDN2-SR-2	CUP1-P-1
Type of sample		Oyster	Oyster	Oyster	Oyster	Oyster
Date extracted	-	19/05/2023	19/05/2023	19/05/2023	19/05/2023	19/05/2023
Date analysed	-	19/05/2023	19/05/2023	19/05/2023	19/05/2023	19/05/2023
HCB	ug/kg	<10	<10	<10	<10	<10
alpha-BHC	ug/kg	<10	<10	<10	<10	<10
gamma-BHC	ug/kg	<10	<10	<10	<10	<10
beta-BHC	ug/kg	<10	<10	<10	<10	<10
Heptachlor	ug/kg	<10	<10	<10	<10	<10
delta-BHC	ug/kg	<10	<10	<10	<10	<10
Aldrin	ug/kg	<10	<10	<10	<10	<10
Heptachlor Epoxide	ug/kg	<10	<10	<10	<10	<10
gamma-Chlordane	ug/kg	<10	<10	<10	<10	<10
alpha-chlordane	ug/kg	<10	<10	<10	<10	<10
Endosulfan I	ug/kg	<10	<10	<10	<10	<10
pp-DDE	ug/kg	<10	<10	<10	<10	<10
Dieldrin	ug/kg	<10	<10	<10	<10	<10
Endrin	ug/kg	<10	<10	<10	<10	<10
pp-DDD	ug/kg	<10	<10	<10	<10	<10
Endosulfan II	ug/kg	<10	<10	<10	<10	<10
pp-DDT	ug/kg	<10	<10	<10	<10	<10
Endrin Aldehyde	ug/kg	<10	<10	<10	<10	<10
Endosulfan Sulphate	ug/kg	<10	<10	<10	<10	<10
Surrogate TCMX	%	87	85	84	107	104

Client Reference: Marine Pollution Research - West Culburra

Organochlorine Pesticides in Biomass						
Our Reference		322995-26	322995-27	322995-28	322995-29	322995-30
Your Reference	UNITS	CUP1-P-2	CUP2-P-1	CUP2-P-2	BB1-P-1	BB1-P-2
Type of sample		Oyster	Oyster	Oyster	Oyster	Oyster
Date extracted	-	19/05/2023	19/05/2023	19/05/2023	19/05/2023	19/05/2023
Date analysed	-	19/05/2023	19/05/2023	19/05/2023	19/05/2023	19/05/2023
HCB	ug/kg	<10	<10	<10	<10	<10
alpha-BHC	ug/kg	<10	<10	<10	<10	<10
gamma-BHC	ug/kg	<10	<10	<10	<10	<10
beta-BHC	ug/kg	<10	<10	<10	<10	<10
Heptachlor	ug/kg	<10	<10	<10	<10	<10
delta-BHC	ug/kg	<10	<10	<10	<10	<10
Aldrin	ug/kg	<10	<10	<10	<10	<10
Heptachlor Epoxide	ug/kg	<10	<10	<10	<10	<10
gamma-Chlordane	ug/kg	<10	<10	<10	<10	<10
alpha-chlordane	ug/kg	<10	<10	<10	<10	<10
Endosulfan I	ug/kg	<10	<10	<10	<10	<10
pp-DDE	ug/kg	<10	<10	<10	<10	<10
Dieldrin	ug/kg	<10	<10	<10	<10	<10
Endrin	ug/kg	<10	<10	<10	<10	<10
pp-DDD	ug/kg	<10	<10	<10	<10	<10
Endosulfan II	ug/kg	<10	<10	<10	<10	<10
pp-DDT	ug/kg	<10	<10	<10	<10	<10
Endrin Aldehyde	ug/kg	<10	<10	<10	<10	<10
Endosulfan Sulphate	ug/kg	<10	<10	<10	<10	<10
Surrogate TCMX	%	105	104	103	103	101

Client Reference: Marine Pollution Research - West Culburra

Organochlorine Pesticides in Biomass						
Our Reference		322995-31	322995-32	322995-33	322995-34	322995-35
Your Reference	UNITS	BB2-P-1	BB2-P-2	SWB1-P-1	SWB1-P-2	SWB2-P-1
Type of sample		Oyster	Oyster	Oyster	Oyster	Oyster
Date extracted	-	19/05/2023	19/05/2023	19/05/2023	19/05/2023	19/05/2023
Date analysed	-	19/05/2023	19/05/2023	19/05/2023	19/05/2023	19/05/2023
HCB	ug/kg	<10	<10	<10	<10	<10
alpha-BHC	ug/kg	<10	<10	<10	<10	<10
gamma-BHC	ug/kg	<10	<10	<10	<10	<10
beta-BHC	ug/kg	<10	<10	<10	<10	<10
Heptachlor	ug/kg	<10	<10	<10	<10	<10
delta-BHC	ug/kg	<10	<10	<10	<10	<10
Aldrin	ug/kg	<10	<10	<10	<10	<10
Heptachlor Epoxide	ug/kg	<10	<10	<10	<10	<10
gamma-Chlordane	ug/kg	<10	<10	<10	<10	<10
alpha-chlordane	ug/kg	<10	<10	<10	<10	<10
Endosulfan I	ug/kg	<10	<10	<10	<10	<10
pp-DDE	ug/kg	<10	<10	<10	<10	<10
Dieldrin	ug/kg	<10	<10	<10	<10	<10
Endrin	ug/kg	<10	<10	<10	<10	<10
pp-DDD	ug/kg	<10	<10	<10	<10	<10
Endosulfan II	ug/kg	<10	<10	<10	<10	<10
pp-DDT	ug/kg	<10	<10	<10	<10	<10
Endrin Aldehyde	ug/kg	<10	<10	<10	<10	<10
Endosulfan Sulphate	ug/kg	<10	<10	<10	<10	<10
Surrogate TCMX	%	101	101	100	100	100

**Client Reference: Marine Pollution Research - West Culburra**

<b>Organochlorine Pesticides in Biomass</b>						
Our Reference		322995-36	322995-37	322995-38	322995-39	322995-40
Your Reference	UNITS	SWB2-P-2	SEB1-P-1	SEB1-P-2	SEB2-P-1	SEB2-P-2
Type of sample		Oyster	Oyster	Oyster	Oyster	Oyster
Date extracted	-	19/05/2023	19/05/2023	19/05/2023	19/05/2023	19/05/2023
Date analysed	-	19/05/2023	19/05/2023	19/05/2023	19/05/2023	19/05/2023
HCB	ug/kg	<10	<10	<10	<10	<10
alpha-BHC	ug/kg	<10	<10	<10	<10	<10
gamma-BHC	ug/kg	<10	<10	<10	<10	<10
beta-BHC	ug/kg	<10	<10	<10	<10	<10
Heptachlor	ug/kg	<10	<10	<10	<10	<10
delta-BHC	ug/kg	<10	<10	<10	<10	<10
Aldrin	ug/kg	<10	<10	<10	<10	<10
Heptachlor Epoxide	ug/kg	<10	<10	<10	<10	<10
gamma-Chlordane	ug/kg	<10	<10	<10	<10	<10
alpha-chlordane	ug/kg	<10	<10	<10	<10	<10
Endosulfan I	ug/kg	<10	<10	<10	<10	<10
pp-DDE	ug/kg	<10	<10	<10	<10	<10
Dieldrin	ug/kg	<10	<10	<10	<10	<10
Endrin	ug/kg	<10	<10	<10	<10	<10
pp-DDD	ug/kg	<10	<10	<10	<10	<10
Endosulfan II	ug/kg	<10	<10	<10	<10	<10
pp-DDT	ug/kg	<10	<10	<10	<10	<10
Endrin Aldehyde	ug/kg	<10	<10	<10	<10	<10
Endosulfan Sulphate	ug/kg	<10	<10	<10	<10	<10
Surrogate TCMX	%	99	100	99	99	97

Organochlorine Pesticides in Biomass						
Our Reference		322995-41	322995-42	322995-43	322995-44	322995-45
Your Reference	UNITS	NB1-P-1	NB1-P-2	NB2-P-1	NB2-P-2	CDN1-P-1
Type of sample		Oyster	Oyster	Oyster	Oyster	Oyster
Date extracted	-	19/05/2023	19/05/2023	19/05/2023	19/05/2023	19/05/2023
Date analysed	-	19/05/2023	19/05/2023	19/05/2023	19/05/2023	19/05/2023
HCB	ug/kg	<10	<10	<10	<10	<10
alpha-BHC	ug/kg	<10	<10	<10	<10	<10
gamma-BHC	ug/kg	<10	<10	<10	<10	<10
beta-BHC	ug/kg	<10	<10	<10	<10	<10
Heptachlor	ug/kg	<10	<10	<10	<10	<10
delta-BHC	ug/kg	<10	<10	<10	<10	<10
Aldrin	ug/kg	<10	<10	<10	<10	<10
Heptachlor Epoxide	ug/kg	<10	<10	<10	<10	<10
gamma-Chlordane	ug/kg	<10	<10	<10	<10	<10
alpha-chlordane	ug/kg	<10	<10	<10	<10	<10
Endosulfan I	ug/kg	<10	<10	<10	<10	<10
pp-DDE	ug/kg	<10	<10	<10	<10	<10
Dieldrin	ug/kg	<10	<10	<10	<10	<10
Endrin	ug/kg	<10	<10	<10	<10	<10
pp-DDD	ug/kg	<10	<10	<10	<10	<10
Endosulfan II	ug/kg	<10	<10	<10	<10	<10
pp-DDT	ug/kg	<10	<10	<10	<10	<10
Endrin Aldehyde	ug/kg	<10	<10	<10	<10	<10
Endosulfan Sulphate	ug/kg	<10	<10	<10	<10	<10
Surrogate TCMX	%	96	97	96	95	95

Organochlorine Pesticides in Biomass				
Our Reference		322995-46	322995-47	322995-48
Your Reference	UNITS	CDN1-P-2	CDN2-P-1	CDN2-P-2
Type of sample		Oyster	Oyster	Oyster
Date extracted	-	19/05/2023	19/05/2023	19/05/2023
Date analysed	-	19/05/2023	19/05/2023	19/05/2023
HCB	ug/kg	<10	<10	<10
alpha-BHC	ug/kg	<10	<10	<10
gamma-BHC	ug/kg	<10	<10	<10
beta-BHC	ug/kg	<10	<10	<10
Heptachlor	ug/kg	<10	<10	<10
delta-BHC	ug/kg	<10	<10	<10
Aldrin	ug/kg	<10	<10	<10
Heptachlor Epoxide	ug/kg	<10	<10	<10
gamma-Chlordane	ug/kg	<10	<10	<10
alpha-chlordane	ug/kg	<10	<10	<10
Endosulfan I	ug/kg	<10	<10	<10
pp-DDE	ug/kg	<10	<10	<10
Dieldrin	ug/kg	<10	<10	<10
Endrin	ug/kg	<10	<10	<10
pp-DDD	ug/kg	<10	<10	<10
Endosulfan II	ug/kg	<10	<10	<10
pp-DDT	ug/kg	<10	<10	<10
Endrin Aldehyde	ug/kg	<10	<10	<10
Endosulfan Sulphate	ug/kg	<10	<10	<10
Surrogate TCMX	%	95	95	95



**Client Reference: Marine Pollution Research - West Culburra**

Acid Extractable metals in biomass						
Our Reference		322995-1	322995-2	322995-3	322995-4	322995-5
Your Reference	UNITS	CUP1-SR-1	CUP1-SR-2	CUP2-SR-1	CUP2-SR-2	BB1-SR-1
Type of sample		Oyster	Oyster	Oyster	Oyster	Oyster
Date prepared	-	24/05/2023	24/05/2023	24/05/2023	24/05/2023	24/05/2023
Date analysed	-	24/05/2023	24/05/2023	24/05/2023	24/05/2023	24/05/2023
Arsenic	mg/kg	12	8	12	9	10
Chromium	mg/kg	<1	<1	<1	<1	<1
Copper	mg/kg	120	140	98	64	110
Lead	mg/kg	<1	<1	<2	<1	<1
Mercury	mg/kg	<0.1	<0.1	<0.1	<0.1	<0.1
Selenium	mg/kg	4	3	3	4	3
Zinc	mg/kg	1,800	1,600	1,600	950	1,500

Acid Extractable metals in biomass						
Our Reference		322995-6	322995-7	322995-8	322995-9	322995-10
Your Reference	UNITS	BB1-SR-2	BB2-SR-1	BB2-SR-2	SWB1-SR-1	SWB1-SR-2
Type of sample		Oyster	Oyster	Oyster	Oyster	Oyster
Date prepared	-	24/05/2023	24/05/2023	24/05/2023	24/05/2023	24/05/2023
Date analysed	-	24/05/2023	24/05/2023	24/05/2023	24/05/2023	24/05/2023
Arsenic	mg/kg	10	6	8	9	9
Chromium	mg/kg	<1	<1	<1	1	<1
Copper	mg/kg	91	38	24	230	160
Lead	mg/kg	<1	<1	<1	<1	<1
Mercury	mg/kg	<0.1	<0.1	<0.1	0.1	<0.1
Selenium	mg/kg	3	2	2	4	4
Zinc	mg/kg	1,500	240	320	2,300	1,700

Acid Extractable metals in biomass						
Our Reference		322995-11	322995-12	322995-13	322995-14	322995-15
Your Reference	UNITS	SWB2-SR-1	SWB2-SR-2	SEB1-SR-1	SEB1-SR-2	SEB2-SR-1
Type of sample		Oyster	Oyster	Oyster	Oyster	Oyster
Date prepared	-	24/05/2023	24/05/2023	24/05/2023	24/05/2023	24/05/2023
Date analysed	-	24/05/2023	24/05/2023	24/05/2023	24/05/2023	24/05/2023
Arsenic	mg/kg	9	9	9	10	9
Chromium	mg/kg	<1	<1	<1	<1	<1
Copper	mg/kg	110	89	71	92	51
Lead	mg/kg	<1	<1	<1	<1	<1
Mercury	mg/kg	<0.1	<0.1	<0.1	<0.1	<0.1
Selenium	mg/kg	4	3	4	4	3
Zinc	mg/kg	1,600	890	1,000	1,300	600

**Client Reference: Marine Pollution Research - West Culburra**

Acid Extractable metals in biomass						
Our Reference		322995-16	322995-17	322995-18	322995-19	322995-20
Your Reference	UNITS	SEB2-SR-2	NB1-SR-1	NB1-SR-2	NB2-SR-1	NB2-SR-2
Type of sample		Oyster	Oyster	Oyster	Oyster	Oyster
Date prepared	-	24/05/2023	24/05/2023	24/05/2023	24/05/2023	24/05/2023
Date analysed	-	24/05/2023	24/05/2023	24/05/2023	24/05/2023	24/05/2023
Arsenic	mg/kg	7	8	8	8	8
Chromium	mg/kg	<1	<1	<1	<1	<1
Copper	mg/kg	120	130	170	94	180
Lead	mg/kg	<1	<1	<1	<1	<1
Mercury	mg/kg	<0.1	0.1	<0.1	<0.1	<0.1
Selenium	mg/kg	3	3	4	3	3
Zinc	mg/kg	1,500	840	850	900	2,600

Acid Extractable metals in biomass						
Our Reference		322995-21	322995-22	322995-23	322995-24	322995-25
Your Reference	UNITS	CDN1-SR-1	CDN1-SR-2	CDN2-SR-1	CDN2-SR-2	CUP1-P-1
Type of sample		Oyster	Oyster	Oyster	Oyster	Oyster
Date prepared	-	24/05/2023	24/05/2023	24/05/2023	24/05/2023	24/05/2023
Date analysed	-	24/05/2023	24/05/2023	24/05/2023	24/05/2023	24/05/2023
Arsenic	mg/kg	9	10	9	11	7
Chromium	mg/kg	<1	2	<1	<1	<1
Copper	mg/kg	130	220	64	180	88
Lead	mg/kg	<1	<1	<1	<1	<1
Mercury	mg/kg	0.1	0.1	<0.1	0.1	<0.1
Selenium	mg/kg	3	4	3	4	2
Zinc	mg/kg	1,400	3,000	910	2,100	720

Acid Extractable metals in biomass						
Our Reference		322995-26	322995-27	322995-28	322995-29	322995-30
Your Reference	UNITS	CUP1-P-2	CUP2-P-1	CUP2-P-2	BB1-P-1	BB1-P-2
Type of sample		Oyster	Oyster	Oyster	Oyster	Oyster
Date prepared	-	24/05/2023	24/05/2023	24/05/2023	24/05/2023	24/05/2023
Date analysed	-	24/05/2023	24/05/2023	24/05/2023	24/05/2023	24/05/2023
Arsenic	mg/kg	6	8	7	8	7
Chromium	mg/kg	<1	<1	<1	<1	<1
Copper	mg/kg	35	96	93	49	140
Lead	mg/kg	<2	<1	<1	<1	<1
Mercury	mg/kg	<0.1	<0.1	<0.1	<0.1	<0.1
Selenium	mg/kg	<2	3	2	3	3
Zinc	mg/kg	570	930	930	590	1,000

**Client Reference: Marine Pollution Research - West Culburra**

Acid Extractable metals in biomass						
Our Reference		322995-31	322995-32	322995-33	322995-34	322995-35
Your Reference	UNITS	BB2-P-1	BB2-P-2	SWB1-P-1	SWB1-P-2	SWB2-P-1
Type of sample		Oyster	Oyster	Oyster	Oyster	Oyster
Date prepared	-	24/05/2023	24/05/2023	24/05/2023	24/05/2023	24/05/2023
Date analysed	-	24/05/2023	24/05/2023	24/05/2023	24/05/2023	24/05/2023
Arsenic	mg/kg	7	6	7	7	5
Chromium	mg/kg	<1	<1	<1	<1	<1
Copper	mg/kg	70	61	60	31	50
Lead	mg/kg	<1	<1	<1	<1	<1
Mercury	mg/kg	0.1	<0.1	<0.1	<0.1	<0.1
Selenium	mg/kg	3	<2	2	2	2
Zinc	mg/kg	700	600	500	310	440

Acid Extractable metals in biomass						
Our Reference		322995-36	322995-37	322995-38	322995-39	322995-40
Your Reference	UNITS	SWB2-P-2	SEB1-P-1	SEB1-P-2	SEB2-P-1	SEB2-P-2
Type of sample		Oyster	Oyster	Oyster	Oyster	Oyster
Date prepared	-	24/05/2023	24/05/2023	24/05/2023	24/05/2023	24/05/2023
Date analysed	-	24/05/2023	24/05/2023	24/05/2023	24/05/2023	24/05/2023
Arsenic	mg/kg	7	6	6	7	7
Chromium	mg/kg	<1	<1	<1	<1	<1
Copper	mg/kg	57	44	66	43	82
Lead	mg/kg	<1	<1	<1	<1	<1
Mercury	mg/kg	<0.1	<0.1	<0.1	<0.1	<0.1
Selenium	mg/kg	3	2	3	2	3
Zinc	mg/kg	550	380	490	380	680

Acid Extractable metals in biomass						
Our Reference		322995-41	322995-42	322995-43	322995-44	322995-45
Your Reference	UNITS	NB1-P-1	NB1-P-2	NB2-P-1	NB2-P-2	CDN1-P-1
Type of sample		Oyster	Oyster	Oyster	Oyster	Oyster
Date prepared	-	24/05/2023	24/05/2023	24/05/2023	24/05/2023	24/05/2023
Date analysed	-	24/05/2023	24/05/2023	24/05/2023	24/05/2023	24/05/2023
Arsenic	mg/kg	8	7	9	9	7
Chromium	mg/kg	<1	<1	<1	<1	<1
Copper	mg/kg	48	59	79	110	26
Lead	mg/kg	<1	<1	<1	<1	<1
Mercury	mg/kg	<0.1	<0.1	<0.1	<0.1	<0.1
Selenium	mg/kg	3	3	3	4	2
Zinc	mg/kg	420	420	600	890	390

**Client Reference: Marine Pollution Research - West Culburra**

Acid Extractable metals in biomass						
Our Reference		322995-46	322995-47	322995-48	322995-49	322995-50
Your Reference	UNITS	CDN1-P-2	CDN2-P-1	CDN2-P-2	CUP1-SR-1 - [TRIPLICATE]	SEB1-SR-1 - [TRIPLICATE]
Type of sample		Oyster	Oyster	Oyster	Oyster	Oyster
Date prepared	-	24/05/2023	24/05/2023	24/05/2023	24/05/2023	24/05/2023
Date analysed	-	24/05/2023	24/05/2023	24/05/2023	24/05/2023	24/05/2023
Arsenic	mg/kg	7	9	8	11	10
Chromium	mg/kg	<1	<1	<1	<1	<1
Copper	mg/kg	56	63	40	120	74
Lead	mg/kg	<1	<1	<1	<1	<1
Mercury	mg/kg	<0.1	<0.1	<0.1	<0.1	<0.1
Selenium	mg/kg	2	2	2	5	4
Zinc	mg/kg	440	450	540	1,500	950

Acid Extractable metals in biomass			
Our Reference		322995-51	322995-52
Your Reference	UNITS	CUP2-P-1 - [TRIPLICATE]	BB2-P-1 - [TRIPLICATE]
Type of sample		Oyster	Oyster
Date prepared	-	24/05/2023	24/05/2023
Date analysed	-	24/05/2023	24/05/2023
Arsenic	mg/kg	6	7
Chromium	mg/kg	<1	<1
Copper	mg/kg	75	70
Lead	mg/kg	<1	<1
Mercury	mg/kg	<0.1	<0.1
Selenium	mg/kg	3	2
Zinc	mg/kg	720	590

Client Reference: Marine Pollution Research - West Culburra

Microbiological Testing						
Our Reference		322995-1	322995-2	322995-3	322995-4	322995-5
Your Reference	UNITS	CUP1-SR-1	CUP1-SR-2	CUP2-SR-1	CUP2-SR-2	BB1-SR-1
Type of sample		Oyster	Oyster	Oyster	Oyster	Oyster
Date of testing	-	15/05/2023	15/05/2023	15/05/2023	15/05/2023	15/05/2023
E. coli	cfu/g	3	4	1	<1	<1

Microbiological Testing						
Our Reference		322995-6	322995-7	322995-8	322995-9	322995-10
Your Reference	UNITS	BB1-SR-2	BB2-SR-1	BB2-SR-2	SWB1-SR-1	SWB1-SR-2
Type of sample		Oyster	Oyster	Oyster	Oyster	Oyster
Date of testing	-	15/05/2023	15/05/2023	15/05/2023	15/05/2023	15/05/2023
E. coli	cfu/g	<1	1	<1	<1	1

Microbiological Testing						
Our Reference		322995-11	322995-12	322995-13	322995-15	322995-16
Your Reference	UNITS	SWB2-SR-1	SWB2-SR-2	SEB1-SR-1	SEB2-SR-1	SEB2-SR-2
Type of sample		Oyster	Oyster	Oyster	Oyster	Oyster
Date of testing	-	15/05/2023	15/05/2023	15/05/2023	15/05/2023	15/05/2023
E. coli	cfu/g	<1	<1	<1	1	1

Microbiological Testing						
Our Reference		322995-17	322995-18	322995-19	322995-20	322995-21
Your Reference	UNITS	NB1-SR-1	NB1-SR-2	NB2-SR-1	NB2-SR-2	CDN1-SR-1
Type of sample		Oyster	Oyster	Oyster	Oyster	Oyster
Date of testing	-	15/05/2023	15/05/2023	15/05/2023	15/05/2023	15/05/2023
E. coli	cfu/g	<1	1	1	1	<1

Microbiological Testing						
Our Reference		322995-22	322995-23	322995-24	322995-25	322995-26
Your Reference	UNITS	CDN1-SR-2	CDN2-SR-1	CDN2-SR-2	CUP1-P-1	CUP1-P-2
Type of sample		Oyster	Oyster	Oyster	Oyster	Oyster
Date of testing	-	15/05/2023	15/05/2023	15/05/2023	15/05/2023	15/05/2023
E. coli	cfu/g	<1	<1	<1	1	2

Microbiological Testing						
Our Reference		322995-27	322995-28	322995-29	322995-30	322995-31
Your Reference	UNITS	CUP2-P-1	CUP2-P-2	BB1-P-1	BB1-P-2	BB2-P-1
Type of sample		Oyster	Oyster	Oyster	Oyster	Oyster
Date of testing	-	15/05/2023	15/05/2023	15/05/2023	15/05/2023	15/05/2023
E. coli	cfu/g	<1	<1	<1	<1	<1

**Client Reference: Marine Pollution Research - West Culburra**

Microbiological Testing						
Our Reference		322995-32	322995-33	322995-34	322995-35	322995-36
Your Reference	UNITS	BB2-P-2	SWB1-P-1	SWB1-P-2	SWB2-P-1	SWB2-P-2
Type of sample		Oyster	Oyster	Oyster	Oyster	Oyster
Date of testing	-	15/05/2023	15/05/2023	15/05/2023	15/05/2023	15/05/2023
E. coli	cfu/g	<1	1	<1	<1	1

Microbiological Testing						
Our Reference		322995-37	322995-38	322995-39	322995-40	322995-41
Your Reference	UNITS	SEB1-P-1	SEB1-P-2	SEB2-P-1	SEB2-P-2	NB1-P-1
Type of sample		Oyster	Oyster	Oyster	Oyster	Oyster
Date of testing	-	15/05/2023	15/05/2023	15/05/2023	15/05/2023	15/05/2023
E. coli	cfu/g	<1	<1	<1	1	<1

Microbiological Testing						
Our Reference		322995-42	322995-43	322995-44	322995-45	322995-46
Your Reference	UNITS	NB1-P-2	NB2-P-1	NB2-P-2	CDN1-P-1	CDN1-P-2
Type of sample		Oyster	Oyster	Oyster	Oyster	Oyster
Date of testing	-	15/05/2023	15/05/2023	15/05/2023	15/05/2023	15/05/2023
E. coli	cfu/g	1	2	2	<1	<1

Microbiological Testing			
Our Reference		322995-47	322995-48
Your Reference	UNITS	CDN2-P-1	CDN2-P-2
Type of sample		Oyster	Oyster
Date of testing	-	15/05/2023	15/05/2023
E. coli	cfu/g	<1	<1

**Client Reference: Marine Pollution Research - West Culburra**

Method ID	Methodology Summary
<b>Ext-008</b>	Subcontracted to Sonic Food & Water Testing. NATA Accreditation No. 4034.
<b>Metals-020</b>	Determination of various metals by ICP-AES.
<b>Metals-021</b>	Determination of Mercury by Cold Vapour AAS.
<b>Org-021</b>	Soil samples are extracted with dichloromethane/acetone and waters with dichloromethane and analysed by GC with dual ECD's.
<b>Org-022/025</b>	<p>Soil samples are extracted with Dichloromethane/Acetone and waters with Dichloromethane and analysed by GC-MS and/or GC-MS/MS. Benzo(a)pyrene TEQ as per NEPM B1 Guideline on Investigation Levels for Soil and Groundwater - 2013.</p> <p>For soil results:-</p> <ol style="list-style-type: none"> <li>1. 'EQ PQL' values are assuming all contributing PAHs reported as &lt;PQL are actually at the PQL. This is the most conservative approach and can give false positive TEQs given that PAHs that contribute to the TEQ calculation may not be present.</li> <li>2. 'EQ zero' values are assuming all contributing PAHs reported as &lt;PQL are zero. This is the least conservative approach and is more susceptible to false negative TEQs when PAHs that contribute to the TEQ calculation are present but below PQL.</li> <li>3. 'EQ half PQL' values are assuming all contributing PAHs reported as &lt;PQL are half the stipulated PQL. Hence a mid-point between the most and least conservative approaches above.</li> </ol> <p>Note, the Total +ve PAHs PQL is reflective of the lowest individual PQL and is therefore "Total +ve PAHs" is simply a sum of the positive individual PAHs.</p>



**Client Reference: Marine Pollution Research - West Culburra**

QUALITY CONTROL: PAHs in Biomass				Duplicate				Spike Recovery %		
Test Description	Units	PQL	Method	Blank	#	Base	Dup.	RPD	LCS-8	322995-2
Date extracted	-			19/05/2023	1	19/05/2023	19/05/2023		19/05/2023	19/05/2023
Date analysed	-			19/05/2023	1	19/05/2023	19/05/2023		19/05/2023	19/05/2023
Naphthalene	ug/kg	1	Org-022/025	<1	1	<10	<10	0	80	86
Acenaphthylene	ug/kg	1	Org-022/025	<1	1	<10	<10	0	[NT]	[NT]
Acenaphthene	ug/kg	1	Org-022/025	<1	1	<10	<10	0	81	83
Fluorene	ug/kg	1	Org-022/025	<1	1	<10	<10	0	76	80
Phenanthrene	ug/kg	1	Org-022/025	<1	1	<10	<10	0	77	77
Anthracene	ug/kg	1	Org-022/025	<1	1	<10	<10	0	[NT]	[NT]
Fluoranthene	ug/kg	1	Org-022/025	<1	1	<10	<10	0	78	80
Pyrene	ug/kg	1	Org-022/025	<1	1	<10	<10	0	79	83
Benzo(a)anthracene	ug/kg	1	Org-022/025	<1	1	<10	<10	0	[NT]	[NT]
Chrysene	ug/kg	1	Org-022/025	<1	1	<10	<10	0	77	81
Benzo(b,j+k)fluoranthene	ug/kg	2	Org-022/025	<2	1	<20	<20	0	[NT]	[NT]
Benzo(a)pyrene	ug/kg	0.5	Org-022/025	<0.5	1	<5.0	<5.0	0	78	88
Indeno(1,2,3-c,d)pyrene	ug/kg	1	Org-022/025	<1	1	<10	<10	0	[NT]	[NT]
Dibenzo(a,h)anthracene	ug/kg	1	Org-022/025	<1	1	<10	<10	0	[NT]	[NT]
Benzo(g,h,i)perylene	ug/kg	1	Org-022/025	<1	1	<10	<10	0	[NT]	[NT]
Surrogate p-Terphenyl-d14	%		Org-022/025	81	1	86	85	1	81	83

QUALITY CONTROL: PAHs in Biomass				Duplicate				Spike Recovery %		
Test Description	Units	PQL	Method	Blank	#	Base	Dup.	RPD	LCS-9	322995-26
Date extracted	-			[NT]	11	19/05/2023	19/05/2023		19/05/2023	19/05/2023
Date analysed	-			[NT]	11	19/05/2023	19/05/2023		19/05/2023	19/05/2023
Naphthalene	ug/kg	1	Org-022/025	[NT]	11	<10	<10	0	74	88
Acenaphthylene	ug/kg	1	Org-022/025	[NT]	11	<10	<10	0	[NT]	[NT]
Acenaphthene	ug/kg	1	Org-022/025	[NT]	11	<10	<10	0	73	87
Fluorene	ug/kg	1	Org-022/025	[NT]	11	<10	<10	0	69	84
Phenanthrene	ug/kg	1	Org-022/025	[NT]	11	<10	<10	0	67	82
Anthracene	ug/kg	1	Org-022/025	[NT]	11	<10	<10	0	[NT]	[NT]
Fluoranthene	ug/kg	1	Org-022/025	[NT]	11	<10	<10	0	69	84
Pyrene	ug/kg	1	Org-022/025	[NT]	11	<10	<10	0	73	85
Benzo(a)anthracene	ug/kg	1	Org-022/025	[NT]	11	<10	<10	0	[NT]	[NT]
Chrysene	ug/kg	1	Org-022/025	[NT]	11	<10	<10	0	69	85
Benzo(b,j+k)fluoranthene	ug/kg	2	Org-022/025	[NT]	11	<20	<20	0	[NT]	[NT]
Benzo(a)pyrene	ug/kg	0.5	Org-022/025	[NT]	11	<5.0	<5.0	0	78	92
Indeno(1,2,3-c,d)pyrene	ug/kg	1	Org-022/025	[NT]	11	<10	<10	0	[NT]	[NT]
Dibenzo(a,h)anthracene	ug/kg	1	Org-022/025	[NT]	11	<10	<10	0	[NT]	[NT]
Benzo(g,h,i)perylene	ug/kg	1	Org-022/025	[NT]	11	<10	<10	0	[NT]	[NT]
Surrogate p-Terphenyl-d14	%		Org-022/025	[NT]	11	78	78	0	73	87

**Client Reference: Marine Pollution Research - West Culburra**

QUALITY CONTROL: PAHs in Biomass					Duplicate			Spike Recovery %		
Test Description	Units	PQL	Method	Blank	#	Base	Dup.	RPD	LCS-10	322995-42
Date extracted	-			[NT]	27	19/05/2023	19/05/2023		19/05/2023	19/05/2023
Date analysed	-			[NT]	27	19/05/2023	19/05/2023		19/05/2023	19/05/2023
Naphthalene	ug/kg	1	Org-022/025	[NT]	27	<10	<10	0	84	88
Acenaphthylene	ug/kg	1	Org-022/025	[NT]	27	<10	<10	0	[NT]	[NT]
Acenaphthene	ug/kg	1	Org-022/025	[NT]	27	<10	<10	0	83	84
Fluorene	ug/kg	1	Org-022/025	[NT]	27	<10	<10	0	76	84
Phenanthrene	ug/kg	1	Org-022/025	[NT]	27	<10	<10	0	77	78
Anthracene	ug/kg	1	Org-022/025	[NT]	27	<10	<10	0	[NT]	[NT]
Fluoranthene	ug/kg	1	Org-022/025	[NT]	27	<10	<10	0	80	82
Pyrene	ug/kg	1	Org-022/025	[NT]	27	<10	<10	0	83	84
Benzo(a)anthracene	ug/kg	1	Org-022/025	[NT]	27	<10	<10	0	[NT]	[NT]
Chrysene	ug/kg	1	Org-022/025	[NT]	27	<10	<10	0	79	82
Benzo(b,j+k)fluoranthene	ug/kg	2	Org-022/025	[NT]	27	<20	<20	0	[NT]	[NT]
Benzo(a)pyrene	ug/kg	0.5	Org-022/025	[NT]	27	<5.0	<5.0	0	70	66
Indeno(1,2,3-c,d)pyrene	ug/kg	1	Org-022/025	[NT]	27	<10	<10	0	[NT]	[NT]
Dibenzo(a,h)anthracene	ug/kg	1	Org-022/025	[NT]	27	<10	<10	0	[NT]	[NT]
Benzo(g,h,i)perylene	ug/kg	1	Org-022/025	[NT]	27	<10	<10	0	[NT]	[NT]
Surrogate p-Terphenyl-d14	%		Org-022/025	[NT]	27	86	86	0	82	81

QUALITY CONTROL: PAHs in Biomass					Duplicate			Spike Recovery %		
Test Description	Units	PQL	Method	Blank	#	Base	Dup.	RPD	[NT]	[NT]
Date extracted	-			[NT]	31	19/05/2023	19/05/2023		[NT]	[NT]
Date analysed	-			[NT]	31	19/05/2023	19/05/2023		[NT]	[NT]
Naphthalene	ug/kg	1	Org-022/025	[NT]	31	<10	<10	0	[NT]	[NT]
Acenaphthylene	ug/kg	1	Org-022/025	[NT]	31	<10	<10	0	[NT]	[NT]
Acenaphthene	ug/kg	1	Org-022/025	[NT]	31	<10	<10	0	[NT]	[NT]
Fluorene	ug/kg	1	Org-022/025	[NT]	31	<10	<10	0	[NT]	[NT]
Phenanthrene	ug/kg	1	Org-022/025	[NT]	31	<10	<10	0	[NT]	[NT]
Anthracene	ug/kg	1	Org-022/025	[NT]	31	<10	<10	0	[NT]	[NT]
Fluoranthene	ug/kg	1	Org-022/025	[NT]	31	<10	<10	0	[NT]	[NT]
Pyrene	ug/kg	1	Org-022/025	[NT]	31	<10	<10	0	[NT]	[NT]
Benzo(a)anthracene	ug/kg	1	Org-022/025	[NT]	31	<10	<10	0	[NT]	[NT]
Chrysene	ug/kg	1	Org-022/025	[NT]	31	<10	<10	0	[NT]	[NT]
Benzo(b,j+k)fluoranthene	ug/kg	2	Org-022/025	[NT]	31	<20	<20	0	[NT]	[NT]
Benzo(a)pyrene	ug/kg	0.5	Org-022/025	[NT]	31	<5.0	<5.0	0	[NT]	[NT]
Indeno(1,2,3-c,d)pyrene	ug/kg	1	Org-022/025	[NT]	31	<10	<10	0	[NT]	[NT]
Dibenzo(a,h)anthracene	ug/kg	1	Org-022/025	[NT]	31	<10	<10	0	[NT]	[NT]
Benzo(g,h,i)perylene	ug/kg	1	Org-022/025	[NT]	31	<10	<10	0	[NT]	[NT]
Surrogate p-Terphenyl-d14	%		Org-022/025	[NT]	31	87	86	1	[NT]	[NT]

Client Reference: Marine Pollution Research - West Culburra

QUALITY CONTROL: PAHs in Biomass				Duplicate				Spike Recovery %		
Test Description	Units	PQL	Method	Blank	#	Base	Dup.	RPD	[NT]	[NT]
Date extracted	-			[NT]	41	19/05/2023	19/05/2023		[NT]	[NT]
Date analysed	-			[NT]	41	19/05/2023	19/05/2023		[NT]	[NT]
Naphthalene	ug/kg	1	Org-022/025	[NT]	41	<10	<10	0	[NT]	[NT]
Acenaphthylene	ug/kg	1	Org-022/025	[NT]	41	<10	<10	0	[NT]	[NT]
Acenaphthene	ug/kg	1	Org-022/025	[NT]	41	<10	<10	0	[NT]	[NT]
Fluorene	ug/kg	1	Org-022/025	[NT]	41	<10	<10	0	[NT]	[NT]
Phenanthrene	ug/kg	1	Org-022/025	[NT]	41	<10	<10	0	[NT]	[NT]
Anthracene	ug/kg	1	Org-022/025	[NT]	41	<10	<10	0	[NT]	[NT]
Fluoranthene	ug/kg	1	Org-022/025	[NT]	41	<10	<10	0	[NT]	[NT]
Pyrene	ug/kg	1	Org-022/025	[NT]	41	<10	<10	0	[NT]	[NT]
Benzo(a)anthracene	ug/kg	1	Org-022/025	[NT]	41	<10	<10	0	[NT]	[NT]
Chrysene	ug/kg	1	Org-022/025	[NT]	41	<10	<10	0	[NT]	[NT]
Benzo(b,j+k)fluoranthene	ug/kg	2	Org-022/025	[NT]	41	<20	<20	0	[NT]	[NT]
Benzo(a)pyrene	ug/kg	0.5	Org-022/025	[NT]	41	<5.0	<5.0	0	[NT]	[NT]
Indeno(1,2,3-c,d)pyrene	ug/kg	1	Org-022/025	[NT]	41	<10	<10	0	[NT]	[NT]
Dibenzo(a,h)anthracene	ug/kg	1	Org-022/025	[NT]	41	<10	<10	0	[NT]	[NT]
Benzo(g,h,i)perylene	ug/kg	1	Org-022/025	[NT]	41	<10	<10	0	[NT]	[NT]
Surrogate p-Terphenyl-d14	%		Org-022/025	[NT]	41	81	80	1	[NT]	[NT]

**Client Reference: Marine Pollution Research - West Culburra**

QUALITY CONTROL: Organochlorine Pesticides in Biomass					Duplicate			Spike Recovery %		
Test Description	Units	PQL	Method	Blank	#	Base	Dup.	RPD	LCS-8	322995-2
Date extracted	-			19/05/2023	1	19/05/2023	19/05/2023		19/05/2023	19/05/2023
Date analysed	-			19/05/2023	1	19/05/2023	19/05/2023		19/05/2023	19/05/2023
HCB	ug/kg	1	Org-021	<1	1	<10	<10	0	[NT]	[NT]
alpha-BHC	ug/kg	1	Org-021	<1	1	<10	<10	0	80	80
gamma-BHC	ug/kg	1	Org-021	<1	1	<10	<10	0	[NT]	[NT]
beta-BHC	ug/kg	1	Org-021	<1	1	<10	<10	0	80	84
Heptachlor	ug/kg	1	Org-021	<1	1	<10	<10	0	75	79
delta-BHC	ug/kg	1	Org-021	<1	1	<10	<10	0	[NT]	[NT]
Aldrin	ug/kg	1	Org-021	<1	1	<10	<10	0	77	83
Heptachlor Epoxide	ug/kg	1	Org-021	<1	1	<10	<10	0	76	78
gamma-Chlordane	ug/kg	1	Org-021	<1	1	<10	<10	0	[NT]	[NT]
alpha-chlordane	ug/kg	1	Org-021	<1	1	<10	<10	0	[NT]	[NT]
Endosulfan I	ug/kg	1	Org-021	<1	1	<10	<10	0	[NT]	[NT]
pp-DDE	ug/kg	1	Org-021	<1	1	<10	<10	0	82	90
Dieldrin	ug/kg	1	Org-021	<1	1	<10	<10	0	80	92
Endrin	ug/kg	1	Org-021	<1	1	<10	<10	0	68	88
pp-DDD	ug/kg	1	Org-021	<1	1	<10	<10	0	74	84
Endosulfan II	ug/kg	1	Org-021	<1	1	<10	<10	0	[NT]	[NT]
pp-DDT	ug/kg	1	Org-021	<1	1	<10	<10	0	[NT]	[NT]
Endrin Aldehyde	ug/kg	1	Org-021	<1	1	<10	<10	0	[NT]	[NT]
Endosulfan Sulphate	ug/kg	1	Org-021	<1	1	<10	<10	0	68	87
Surrogate TCMX	%		Org-021	95	1	103	101	2	100	100

**Client Reference: Marine Pollution Research - West Culburra**

QUALITY CONTROL: Organochlorine Pesticides in Biomass					Duplicate			Spike Recovery %		
Test Description	Units	PQL	Method	Blank	#	Base	Dup.	RPD	LCS-9	322995-26
Date extracted	-			[NT]	11	19/05/2023	19/05/2023		19/05/2023	19/05/2023
Date analysed	-			[NT]	11	19/05/2023	19/05/2023		19/05/2023	19/05/2023
HCB	ug/kg	1	Org-021	[NT]	11	<10	<10	0	[NT]	[NT]
alpha-BHC	ug/kg	1	Org-021	[NT]	11	<10	<10	0	70	82
gamma-BHC	ug/kg	1	Org-021	[NT]	11	<10	<10	0	[NT]	[NT]
beta-BHC	ug/kg	1	Org-021	[NT]	11	<10	<10	0	74	90
Heptachlor	ug/kg	1	Org-021	[NT]	11	<10	<10	0	67	85
delta-BHC	ug/kg	1	Org-021	[NT]	11	<10	<10	0	[NT]	[NT]
Aldrin	ug/kg	1	Org-021	[NT]	11	<10	<10	0	73	85
Heptachlor Epoxide	ug/kg	1	Org-021	[NT]	11	<10	<10	0	70	84
gamma-Chlordane	ug/kg	1	Org-021	[NT]	11	<10	<10	0	[NT]	[NT]
alpha-chlordane	ug/kg	1	Org-021	[NT]	11	<10	<10	0	[NT]	[NT]
Endosulfan I	ug/kg	1	Org-021	[NT]	11	<10	<10	0	[NT]	[NT]
pp-DDE	ug/kg	1	Org-021	[NT]	11	<10	<10	0	78	92
Dieldrin	ug/kg	1	Org-021	[NT]	11	<10	<10	0	80	96
Endrin	ug/kg	1	Org-021	[NT]	11	<10	<10	0	74	92
pp-DDD	ug/kg	1	Org-021	[NT]	11	<10	<10	0	76	90
Endosulfan II	ug/kg	1	Org-021	[NT]	11	<10	<10	0	[NT]	[NT]
pp-DDT	ug/kg	1	Org-021	[NT]	11	<10	<10	0	[NT]	[NT]
Endrin Aldehyde	ug/kg	1	Org-021	[NT]	11	<10	<10	0	[NT]	[NT]
Endosulfan Sulphate	ug/kg	1	Org-021	[NT]	11	<10	<10	0	70	66
Surrogate TCMX	%		Org-021	[NT]	11	93	92	1	87	104

**Client Reference: Marine Pollution Research - West Culburra**

QUALITY CONTROL: Organochlorine Pesticides in Biomass					Duplicate			Spike Recovery %		
Test Description	Units	PQL	Method	Blank	#	Base	Dup.	RPD	LCS-10	322995-42
Date extracted	-			[NT]	27	19/05/2023	19/05/2023		19/05/2023	19/05/2023
Date analysed	-			[NT]	27	19/05/2023	19/05/2023		19/05/2023	19/05/2023
HCB	ug/kg	1	Org-021	[NT]	27	<10	<10	0	[NT]	[NT]
alpha-BHC	ug/kg	1	Org-021	[NT]	27	<10	<10	0	74	78
gamma-BHC	ug/kg	1	Org-021	[NT]	27	<10	<10	0	[NT]	[NT]
beta-BHC	ug/kg	1	Org-021	[NT]	27	<10	<10	0	86	86
Heptachlor	ug/kg	1	Org-021	[NT]	27	<10	<10	0	69	74
delta-BHC	ug/kg	1	Org-021	[NT]	27	<10	<10	0	[NT]	[NT]
Aldrin	ug/kg	1	Org-021	[NT]	27	<10	<10	0	79	80
Heptachlor Epoxide	ug/kg	1	Org-021	[NT]	27	<10	<10	0	78	78
gamma-Chlordane	ug/kg	1	Org-021	[NT]	27	<10	<10	0	[NT]	[NT]
alpha-chlordane	ug/kg	1	Org-021	[NT]	27	<10	<10	0	[NT]	[NT]
Endosulfan I	ug/kg	1	Org-021	[NT]	27	<10	<10	0	[NT]	[NT]
pp-DDE	ug/kg	1	Org-021	[NT]	27	<10	<10	0	92	90
Dieldrin	ug/kg	1	Org-021	[NT]	27	<10	<10	0	92	96
Endrin	ug/kg	1	Org-021	[NT]	27	<10	<10	0	90	92
pp-DDD	ug/kg	1	Org-021	[NT]	27	<10	<10	0	86	84
Endosulfan II	ug/kg	1	Org-021	[NT]	27	<10	<10	0	[NT]	[NT]
pp-DDT	ug/kg	1	Org-021	[NT]	27	<10	<10	0	[NT]	[NT]
Endrin Aldehyde	ug/kg	1	Org-021	[NT]	27	<10	<10	0	[NT]	[NT]
Endosulfan Sulphate	ug/kg	1	Org-021	[NT]	27	<10	<10	0	72	#
Surrogate TCMX	%		Org-021	[NT]	27	104	104	0	97	73

**Client Reference: Marine Pollution Research - West Culburra**

QUALITY CONTROL: Organochlorine Pesticides in Biomass					Duplicate			Spike Recovery %		
Test Description	Units	PQL	Method	Blank	#	Base	Dup.	RPD	[NT]	[NT]
Date extracted	-			[NT]	31	19/05/2023	19/05/2023		[NT]	[NT]
Date analysed	-			[NT]	31	19/05/2023	19/05/2023		[NT]	[NT]
HCB	ug/kg	1	Org-021	[NT]	31	<10	<10	0	[NT]	[NT]
alpha-BHC	ug/kg	1	Org-021	[NT]	31	<10	<10	0	[NT]	[NT]
gamma-BHC	ug/kg	1	Org-021	[NT]	31	<10	<10	0	[NT]	[NT]
beta-BHC	ug/kg	1	Org-021	[NT]	31	<10	<10	0	[NT]	[NT]
Heptachlor	ug/kg	1	Org-021	[NT]	31	<10	<10	0	[NT]	[NT]
delta-BHC	ug/kg	1	Org-021	[NT]	31	<10	<10	0	[NT]	[NT]
Aldrin	ug/kg	1	Org-021	[NT]	31	<10	<10	0	[NT]	[NT]
Heptachlor Epoxide	ug/kg	1	Org-021	[NT]	31	<10	<10	0	[NT]	[NT]
gamma-Chlordane	ug/kg	1	Org-021	[NT]	31	<10	<10	0	[NT]	[NT]
alpha-chlordane	ug/kg	1	Org-021	[NT]	31	<10	<10	0	[NT]	[NT]
Endosulfan I	ug/kg	1	Org-021	[NT]	31	<10	<10	0	[NT]	[NT]
pp-DDE	ug/kg	1	Org-021	[NT]	31	<10	<10	0	[NT]	[NT]
Dieldrin	ug/kg	1	Org-021	[NT]	31	<10	<10	0	[NT]	[NT]
Endrin	ug/kg	1	Org-021	[NT]	31	<10	<10	0	[NT]	[NT]
pp-DDD	ug/kg	1	Org-021	[NT]	31	<10	<10	0	[NT]	[NT]
Endosulfan II	ug/kg	1	Org-021	[NT]	31	<10	<10	0	[NT]	[NT]
pp-DDT	ug/kg	1	Org-021	[NT]	31	<10	<10	0	[NT]	[NT]
Endrin Aldehyde	ug/kg	1	Org-021	[NT]	31	<10	<10	0	[NT]	[NT]
Endosulfan Sulphate	ug/kg	1	Org-021	[NT]	31	<10	<10	0	[NT]	[NT]
Surrogate TCMX	%		Org-021	[NT]	31	101	101	0	[NT]	[NT]



**Client Reference: Marine Pollution Research - West Culburra**

QUALITY CONTROL: Organochlorine Pesticides in Biomass					Duplicate			Spike Recovery %		
Test Description	Units	PQL	Method	Blank	#	Base	Dup.	RPD	[NT]	[NT]
Date extracted	-			[NT]	41	19/05/2023	19/05/2023		[NT]	[NT]
Date analysed	-			[NT]	41	19/05/2023	19/05/2023		[NT]	[NT]
HCB	ug/kg	1	Org-021	[NT]	41	<10	<10	0	[NT]	[NT]
alpha-BHC	ug/kg	1	Org-021	[NT]	41	<10	<10	0	[NT]	[NT]
gamma-BHC	ug/kg	1	Org-021	[NT]	41	<10	<10	0	[NT]	[NT]
beta-BHC	ug/kg	1	Org-021	[NT]	41	<10	<10	0	[NT]	[NT]
Heptachlor	ug/kg	1	Org-021	[NT]	41	<10	<10	0	[NT]	[NT]
delta-BHC	ug/kg	1	Org-021	[NT]	41	<10	<10	0	[NT]	[NT]
Aldrin	ug/kg	1	Org-021	[NT]	41	<10	<10	0	[NT]	[NT]
Heptachlor Epoxide	ug/kg	1	Org-021	[NT]	41	<10	<10	0	[NT]	[NT]
gamma-Chlordane	ug/kg	1	Org-021	[NT]	41	<10	<10	0	[NT]	[NT]
alpha-chlordane	ug/kg	1	Org-021	[NT]	41	<10	<10	0	[NT]	[NT]
Endosulfan I	ug/kg	1	Org-021	[NT]	41	<10	<10	0	[NT]	[NT]
pp-DDE	ug/kg	1	Org-021	[NT]	41	<10	<10	0	[NT]	[NT]
Dieldrin	ug/kg	1	Org-021	[NT]	41	<10	<10	0	[NT]	[NT]
Endrin	ug/kg	1	Org-021	[NT]	41	<10	<10	0	[NT]	[NT]
pp-DDD	ug/kg	1	Org-021	[NT]	41	<10	<10	0	[NT]	[NT]
Endosulfan II	ug/kg	1	Org-021	[NT]	41	<10	<10	0	[NT]	[NT]
pp-DDT	ug/kg	1	Org-021	[NT]	41	<10	<10	0	[NT]	[NT]
Endrin Aldehyde	ug/kg	1	Org-021	[NT]	41	<10	<10	0	[NT]	[NT]
Endosulfan Sulphate	ug/kg	1	Org-021	[NT]	41	<10	<10	0	[NT]	[NT]
Surrogate TCMX	%		Org-021	[NT]	41	96	96	0	[NT]	[NT]

**Client Reference: Marine Pollution Research - West Culburra**

QUALITY CONTROL: Acid Extractable metals in biomass				Duplicate				Spike Recovery %		
Test Description	Units	PQL	Method	Blank	#	Base	Dup.	RPD	LCS-1	322995-3
Date prepared	-			24/05/2023	1	24/05/2023	24/05/2023		24/05/2023	24/05/2023
Date analysed	-			24/05/2023	1	24/05/2023	24/05/2023		24/05/2023	24/05/2023
Arsenic	mg/kg	4	Metals-020	<4	1	12	9	29	103	104
Chromium	mg/kg	1	Metals-020	<1	1	<1	<1	0	104	94
Copper	mg/kg	1	Metals-020	<1	1	120	11	166	104	#
Lead	mg/kg	1	Metals-020	<1	1	<1	<1	0	103	###
Mercury	mg/kg	0.1	Metals-021	<0.1	1	<0.1	<0.1	0	128	99
Selenium	mg/kg	2	Metals-020	<2	1	4	3	29	105	102
Zinc	mg/kg	1	Metals-020	<1	1	1800	180	164	102	##

QUALITY CONTROL: Acid Extractable metals in biomass				Duplicate				Spike Recovery %		
Test Description	Units	PQL	Method	Blank	#	Base	Dup.	RPD	LCS-2	322995-26
Date prepared	-			[NT]	13	24/05/2023	24/05/2023		24/05/2023	24/05/2023
Date analysed	-			[NT]	13	24/05/2023	24/05/2023		24/05/2023	24/05/2023
Arsenic	mg/kg	4	Metals-020	[NT]	13	9	9	0	102	101
Chromium	mg/kg	1	Metals-020	[NT]	13	<1	<1	0	103	90
Copper	mg/kg	1	Metals-020	[NT]	13	71	19	116	104	108
Lead	mg/kg	1	Metals-020	[NT]	13	<1	<1	0	101	###
Mercury	mg/kg	0.1	Metals-021	[NT]	13	<0.1	<0.1	0	128	109
Selenium	mg/kg	2	Metals-020	[NT]	13	4	3	29	110	99
Zinc	mg/kg	1	Metals-020	[NT]	13	1000	240	123	101	109

QUALITY CONTROL: Acid Extractable metals in biomass				Duplicate				Spike Recovery %		
Test Description	Units	PQL	Method	Blank	#	Base	Dup.	RPD	LCS-3	322995-42
Date prepared	-			[NT]	27	24/05/2023	24/05/2023		24/05/2023	24/05/2023
Date analysed	-			[NT]	27	24/05/2023	24/05/2023		24/05/2023	24/05/2023
Arsenic	mg/kg	4	Metals-020	[NT]	27	8	7	13	103	94
Chromium	mg/kg	1	Metals-020	[NT]	27	<1	<1	0	104	88
Copper	mg/kg	1	Metals-020	[NT]	27	96	38	87	104	98
Lead	mg/kg	1	Metals-020	[NT]	27	<1	<1	0	102	80
Mercury	mg/kg	0.1	Metals-021	[NT]	27	<0.1	<0.1	0	123	95
Selenium	mg/kg	2	Metals-020	[NT]	27	3	2	40	110	98
Zinc	mg/kg	1	Metals-020	[NT]	27	930	770	19	101	95

**Client Reference: Marine Pollution Research - West Culburra**

QUALITY CONTROL: Acid Extractable metals in biomass					Duplicate			Spike Recovery %		
Test Description	Units	PQL	Method	Blank	#	Base	Dup.	RPD	[NT]	[NT]
Date prepared	-			[NT]	31	24/05/2023	24/05/2023		[NT]	[NT]
Date analysed	-			[NT]	31	24/05/2023	24/05/2023		[NT]	[NT]
Arsenic	mg/kg	4	Metals-020	[NT]	31	7	5	33	[NT]	[NT]
Chromium	mg/kg	1	Metals-020	[NT]	31	<1	<1	0	[NT]	[NT]
Copper	mg/kg	1	Metals-020	[NT]	31	70	47	39	[NT]	[NT]
Lead	mg/kg	1	Metals-020	[NT]	31	<1	<1	0	[NT]	[NT]
Mercury	mg/kg	0.1	Metals-021	[NT]	31	0.1	<0.1	0	[NT]	[NT]
Selenium	mg/kg	2	Metals-020	[NT]	31	3	<2	40	[NT]	[NT]
Zinc	mg/kg	1	Metals-020	[NT]	31	700	410	52	[NT]	[NT]

QUALITY CONTROL: Acid Extractable metals in biomass					Duplicate			Spike Recovery %		
Test Description	Units	PQL	Method	Blank	#	Base	Dup.	RPD	[NT]	[NT]
Date prepared	-			[NT]	41	24/05/2023	24/05/2023		[NT]	[NT]
Date analysed	-			[NT]	41	24/05/2023	24/05/2023		[NT]	[NT]
Arsenic	mg/kg	4	Metals-020	[NT]	41	8	8	0	[NT]	[NT]
Chromium	mg/kg	1	Metals-020	[NT]	41	<1	<1	0	[NT]	[NT]
Copper	mg/kg	1	Metals-020	[NT]	41	48	50	4	[NT]	[NT]
Lead	mg/kg	1	Metals-020	[NT]	41	<1	<1	0	[NT]	[NT]
Mercury	mg/kg	0.1	Metals-021	[NT]	41	<0.1	<0.1	0	[NT]	[NT]
Selenium	mg/kg	2	Metals-020	[NT]	41	3	2	40	[NT]	[NT]
Zinc	mg/kg	1	Metals-020	[NT]	41	420	360	15	[NT]	[NT]

Result Definitions	
<b>NT</b>	Not tested
<b>NA</b>	Test not required
<b>INS</b>	Insufficient sample for this test
<b>PQL</b>	Practical Quantitation Limit
<b>&lt;</b>	Less than
<b>&gt;</b>	Greater than
<b>RPD</b>	Relative Percent Difference
<b>LCS</b>	Laboratory Control Sample
<b>NS</b>	Not specified
<b>NEPM</b>	National Environmental Protection Measure
<b>NR</b>	Not Reported

## Quality Control Definitions

<b>Blank</b>	This is the component of the analytical signal which is not derived from the sample but from reagents, glassware etc, can be determined by processing solvents and reagents in exactly the same manner as for samples.
<b>Duplicate</b>	This is the complete duplicate analysis of a sample from the process batch. If possible, the sample selected should be one where the analyte concentration is easily measurable.
<b>Matrix Spike</b>	A portion of the sample is spiked with a known concentration of target analyte. The purpose of the matrix spike is to monitor the performance of the analytical method used and to determine whether matrix interferences exist.
<b>LCS (Laboratory Control Sample)</b>	This comprises either a standard reference material or a control matrix (such as a blank sand or water) fortified with analytes representative of the analyte class. It is simply a check sample.
<b>Surrogate Spike</b>	Surrogates are known additions to each sample, blank, matrix spike and LCS in a batch, of compounds which are similar to the analyte of interest, however are not expected to be found in real samples.
Australian Drinking Water Guidelines recommend that Thermotolerant Coliform, Faecal Enterococci, & E.Coli levels are less than 1cfu/100mL. The recommended maximums are taken from "Australian Drinking Water Guidelines", published by NHMRC & ARMC 2011.	
The recommended maximums for analytes in urine are taken from "2018 TLVs and BEIs", as published by ACGIH (where available). Limit provided for Nickel is a precautionary guideline as per Position Paper prepared by AIOH Exposure Standards Committee, 2016.	
Guideline limits for Rinse Water Quality reported as per analytical requirements and specifications of AS 4187, Amdt 2 2019, Table 7.2	

## Laboratory Acceptance Criteria

Duplicate sample and matrix spike recoveries may not be reported on smaller jobs, however, were analysed at a frequency to meet or exceed NEPM requirements. All samples are tested in batches of 20. The duplicate sample RPD and matrix spike recoveries for the batch were within the laboratory acceptance criteria.

Filters, swabs, wipes, tubes and badges will not have duplicate data as the whole sample is generally extracted during sample extraction.

Spikes for Physical and Aggregate Tests are not applicable.

For VOCs in water samples, three vials are required for duplicate or spike analysis.

Duplicates: >10xPQL - RPD acceptance criteria will vary depending on the analytes and the analytical techniques but is typically in the range 20%-50% – see ELN-P05 QA/QC tables for details; <10xPQL - RPD are higher as the results approach PQL and the estimated measurement uncertainty will statistically increase.

Matrix Spikes, LCS and Surrogate recoveries: Generally 70-130% for inorganics/metals (not SPOCAS); 60-140% for organics/SPOCAS (+/-50% surrogates) and 10-140% for labile SVOCs (including labile surrogates), ultra trace organics and speciated phenols is acceptable.

In circumstances where no duplicate and/or sample spike has been reported at 1 in 10 and/or 1 in 20 samples respectively, the sample volume submitted was insufficient in order to satisfy laboratory QA/QC protocols.

When samples are received where certain analytes are outside of recommended technical holding times (THTs), the analysis has proceeded. Where analytes are on the verge of breaching THTs, every effort will be made to analyse within the THT or as soon as practicable.

Where sampling dates are not provided, Envirolab are not in a position to comment on the validity of the analysis where recommended technical holding times may have been breached.

Where matrix spike recoveries fall below the lower limit of the acceptance criteria (e.g. for non-labile or standard Organics <60%), positive result(s) in the parent sample will subsequently have a higher than typical estimated uncertainty (MU estimates supplied on request) and in these circumstances the sample result is likely biased significantly low.

Measurement Uncertainty estimates are available for most tests upon request.

Analysis of aqueous samples typically involves the extraction/digestion and/or analysis of the liquid phase only (i.e. NOT any settled sediment phase but inclusive of suspended particles if present), unless stipulated on the Envirolab COC and/or by correspondence. Notable exceptions include certain Physical Tests (pH/EC/BOD/COD/Apparent Colour etc.), Solids testing, total recoverable metals and PFAS where solids are included by default.

Samples for Microbiological analysis (not Amoeba forms) received outside of the 2-8°C temperature range do not meet the ideal cooling conditions as stated in AS2031-2012.

## Report Comments

Microbiology analysed by Sonic Food & Water Testing. Report No. W2311583-589

The time between collection and the commencement of testing should not exceed 24 hours. Samples tested outside this time may have their results compromised

### PAH\_S:

The PQL has been raised due to the light weight nature of sample/s 322995-1 to 48, which results in a higher than routine dilution factor.

Sample/s 322995-1 to 48 has been reported on an "as received" basis, i.e. moisture content not included in the calculation.

OCPBIOMASS: The PQL has been raised due to the light weight nature of sample/s 322995-1 to 48, which results in a higher than routine dilution factor.

Sample/s 322995-1 to 48 has been reported on an "as received" basis, i.e. moisture content not included in the calculation.

OC Pesticides in Biomass - # Percent recovery for the surrogate/matrix spike is not possible to report due to interference from analytes (other than those being tested) in sample/s 322995-42ms.

### Metals in biomass:

- The results are reported on the sample as received i.e. no moisture correction has been applied.
- The laboratory RPD acceptance criteria has been exceeded for 322995-1 for Cu and Zn. Therefore a triplicate result has been issued as laboratory sample number 322995-49.
- The laboratory RPD acceptance criteria has been exceeded for 322995-13 for Cu and Zn. Therefore a triplicate result has been issued as laboratory sample number 322995-50.
- The laboratory RPD acceptance criteria has been exceeded for 322995-27 for Cu. Therefore a triplicate result has been issued as laboratory sample number 322995-51.
- The laboratory RPD acceptance criteria has been exceeded for 322995-31 for Zn. Therefore a triplicate result has been issued as laboratory sample number 322995-52.
- # Percent recovery is not possible to report due to the inhomogeneous nature of the element/s in the sample/s. However an acceptable recovery was obtained for the LCS.
- ## Percent recovery is not applicable due to the high concentration of the element/s in the sample/s. However an acceptable recovery was obtained for the LCS.
- ### Low spike recovery was obtained for this sample. Sample matrix interference is suspected. However, an acceptable recovery was obtained for the LCS
- The PQL for Pb in samples 322995-3 and 26 has been raised due to the low spike recovery. This may reflect other samples where similar in matrix and similar analytical interferences occur.

## CERTIFICATE OF ANALYSIS 323566

### Client Details

<b>Client</b>	MARINE POLLUTION RESEARCH PTY LTD
<b>Attention</b>	Jacob Broom
<b>Address</b>	25 RICHARD ROAD, SCOTLAND ISLAND, NSW, 2105

### Sample Details

<b>Your Reference</b>	<u>Marine Pollution Research - West Culburra</u>
<b>Number of Samples</b>	6 Oyster
<b>Date samples received</b>	19/05/2023
<b>Date completed instructions received</b>	19/05/2023

### Analysis Details

Please refer to the following pages for results, methodology summary and quality control data.  
 Samples were analysed as received from the client. Results relate specifically to the samples as received.  
 Results are reported on a dry weight basis for solids and on an as received basis for other matrices.  
**Please refer to the last page of this report for any comments relating to the results.**

### Report Details

<b>Date results requested by</b>	26/05/2023
<b>Date of Issue</b>	26/05/2023
This document shall not be reproduced except in full.	

#### **Results Approved By**

Giovanni Agosti, Group Technical Manager  
 Kyle Gavrily, Senior Chemist

#### **Authorised By**

Nancy Zhang, Laboratory Manager



Client Reference: Marine Pollution Research - West Culburra

PAHs in Biomass						
Our Reference		323566-1	323566-2	323566-3	323566-4	323566-5
Your Reference	UNITS	B1-SR	B2-SR	B3-SR	B1-P	B2-P
Type of sample		Oyster	Oyster	Oyster	Oyster	Oyster
Date extracted	-	25/05/2023	25/05/2023	25/05/2023	25/05/2023	25/05/2023
Date analysed	-	26/05/2023	26/05/2023	26/05/2023	26/05/2023	26/05/2023
Naphthalene	ug/kg	<1	<1	<1	<1	<1
Acenaphthylene	ug/kg	<1	<1	<1	<1	<1
Acenaphthene	ug/kg	<1	<1	<1	<1	<1
Fluorene	ug/kg	<1	<1	<1	<1	<1
Phenanthrene	ug/kg	<1	<1	<1	<1	<1
Anthracene	ug/kg	<1	<1	<1	<1	<1
Fluoranthene	ug/kg	<1	<1	<1	<1	<1
Pyrene	ug/kg	<1	<1	<1	<1	<1
Benzo(a)anthracene	ug/kg	<1	<1	<1	<1	<1
Chrysene	ug/kg	<1	<1	<1	<1	<1
Benzo(b,j+k)fluoranthene	ug/kg	<2	<2	<2	<2	<2
Benzo(a)pyrene	ug/kg	<0.5	<0.5	<0.5	<0.5	<0.5
Indeno(1,2,3-c,d)pyrene	ug/kg	<1	<1	<1	<1	<1
Dibenzo(a,h)anthracene	ug/kg	<1	<1	<1	<1	<1
Benzo(g,h,i)perylene	ug/kg	<1	<1	<1	<1	<1
Total +ve PAH's	ug/kg	<0.5	<0.5	<0.5	<0.5	<0.5
Benzo(a)pyrene TEQ calc (zero)	ug/kg	<5	<5	<5	<5	<5
Benzo(a)pyrene TEQ calc(half)	ug/kg	<5	<5	<5	<5	<5
Benzo(a)pyrene TEQ calc(PQL)	ug/kg	<5	<5	<5	<5	<5
Surrogate p-Terphenyl-d14	%	111	107	106	105	106

PAHs in Biomass		
Our Reference		323566-6
Your Reference	UNITS	B3-P
Type of sample		Oyster
Date extracted	-	25/05/2023
Date analysed	-	26/05/2023
Naphthalene	ug/kg	<1
Acenaphthylene	ug/kg	<1
Acenaphthene	ug/kg	<1
Fluorene	ug/kg	<1
Phenanthrene	ug/kg	<1
Anthracene	ug/kg	<1
Fluoranthene	ug/kg	<1
Pyrene	ug/kg	<1
Benzo(a)anthracene	ug/kg	<1
Chrysene	ug/kg	<1
Benzo(b,j+k)fluoranthene	ug/kg	<2
Benzo(a)pyrene	ug/kg	<0.5
Indeno(1,2,3-c,d)pyrene	ug/kg	<1
Dibenzo(a,h)anthracene	ug/kg	<1
Benzo(g,h,i)perylene	ug/kg	<1
Total +ve PAH's	ug/kg	<0.5
Benzo(a)pyrene TEQ calc (zero)	ug/kg	<5
Benzo(a)pyrene TEQ calc(half)	ug/kg	<5
Benzo(a)pyrene TEQ calc(PQL)	ug/kg	<5
Surrogate <i>p</i> -Terphenyl-d14	%	108

Client Reference: Marine Pollution Research - West Culburra

Organochlorine Pesticides in Biomass						
Our Reference		323566-1	323566-2	323566-3	323566-4	323566-5
Your Reference	UNITS	B1-SR	B2-SR	B3-SR	B1-P	B2-P
Type of sample		Oyster	Oyster	Oyster	Oyster	Oyster
Date extracted	-	25/05/2023	25/05/2023	25/05/2023	25/05/2023	25/05/2023
Date analysed	-	26/05/2023	26/05/2023	26/05/2023	26/05/2023	26/05/2023
HCB	ug/kg	<1	<1	<1	<1	<1
alpha-BHC	ug/kg	<1	<1	<1	<1	<1
gamma-BHC	ug/kg	<1	<1	<1	<1	<1
beta-BHC	ug/kg	<1	<1	<1	<1	<1
Heptachlor	ug/kg	<1	<1	<1	<1	<1
delta-BHC	ug/kg	<1	<1	<1	<1	<1
Aldrin	ug/kg	<1	<1	<1	<1	<1
Heptachlor Epoxide	ug/kg	<1	<1	<1	<1	<1
gamma-Chlordane	ug/kg	<1	<1	<1	<1	<1
alpha-chlordane	ug/kg	<1	<1	<1	<1	<1
Endosulfan I	ug/kg	<1	<1	<1	<1	<1
pp-DDE	ug/kg	<1	<1	<1	<1	<1
Dieldrin	ug/kg	<1	<1	<1	<1	<1
Endrin	ug/kg	<1	<1	<1	<1	<1
pp-DDD	ug/kg	<1	<1	<1	<1	<1
Endosulfan II	ug/kg	<1	<1	<1	<1	<1
pp-DDT	ug/kg	<1	<1	<1	<1	<1
Endrin Aldehyde	ug/kg	<1	<1	<1	<1	<1
Endosulfan Sulphate	ug/kg	<1	<1	<1	<1	<1
Surrogate TCMX	%	113	111	111	110	111

Organochlorine Pesticides in Biomass		
Our Reference		323566-6
Your Reference	UNITS	B3-P
Type of sample		Oyster
Date extracted	-	25/05/2023
Date analysed	-	26/05/2023
HCB	ug/kg	<1
alpha-BHC	ug/kg	<1
gamma-BHC	ug/kg	<1
beta-BHC	ug/kg	<1
Heptachlor	ug/kg	<1
delta-BHC	ug/kg	<1
Aldrin	ug/kg	<1
Heptachlor Epoxide	ug/kg	<1
gamma-Chlordane	ug/kg	<1
alpha-chlordane	ug/kg	<1
Endosulfan I	ug/kg	<1
pp-DDE	ug/kg	<1
Dieldrin	ug/kg	<1
Endrin	ug/kg	<1
pp-DDD	ug/kg	<1
Endosulfan II	ug/kg	<1
pp-DDT	ug/kg	<1
Endrin Aldehyde	ug/kg	<1
Endosulfan Sulphate	ug/kg	<1
Surrogate TCMX	%	112

**Client Reference: Marine Pollution Research - West Culburra**

Acid Extractable metals in biomass						
Our Reference		323566-1	323566-2	323566-3	323566-4	323566-5
Your Reference	UNITS	B1-SR	B2-SR	B3-SR	B1-P	B2-P
Type of sample		Oyster	Oyster	Oyster	Oyster	Oyster
Date prepared	-	25/05/2023	25/05/2023	25/05/2023	25/05/2023	25/05/2023
Date analysed	-	25/05/2023	25/05/2023	25/05/2023	25/05/2023	25/05/2023
Arsenic	mg/kg	5	8	6	4	5
Chromium	mg/kg	<1	<1	<1	<1	<1
Copper	mg/kg	100	140	140	49	36
Mercury	mg/kg	<0.1	<0.1	0.1	<0.1	<0.1
Lead	mg/kg	<1	<1	<1	<1	<1
Selenium	mg/kg	<2	2	2	<2	<2
Zinc	mg/kg	1,400	1,900	1,800	570	420

Acid Extractable metals in biomass			
Our Reference		323566-6	323566-7
Your Reference	UNITS	B3-P	B1-P - [TRIPLICATE]
Type of sample		Oyster	Oyster
Date prepared	-	25/05/2023	25/05/2023
Date analysed	-	25/05/2023	25/05/2023
Arsenic	mg/kg	<4	5
Chromium	mg/kg	<1	<1
Copper	mg/kg	18	35
Mercury	mg/kg	<0.1	<0.1
Lead	mg/kg	<1	<1
Selenium	mg/kg	<2	<2
Zinc	mg/kg	260	450

**Client Reference: Marine Pollution Research - West Culburra**

<b>Method ID</b>	<b>Methodology Summary</b>
<b>Metals-020</b>	Determination of various metals by ICP-AES.
<b>Metals-021</b>	Determination of Mercury by Cold Vapour AAS.
<b>Org-021</b>	Soil samples are extracted with dichloromethane/acetone and waters with dichloromethane and analysed by GC with dual ECD's.
<b>Org-022/025</b>	<p>Soil samples are extracted with Dichloromethane/Acetone and waters with Dichloromethane and analysed by GC-MS and/or GC-MS/MS. Benzo(a)pyrene TEQ as per NEPM B1 Guideline on Investigation Levels for Soil and Groundwater - 2013.</p> <p>For soil results:-</p> <ol style="list-style-type: none"><li>1. 'EQ PQL' values are assuming all contributing PAHs reported as &lt;PQL are actually at the PQL. This is the most conservative approach and can give false positive TEQs given that PAHs that contribute to the TEQ calculation may not be present.</li><li>2. 'EQ zero' values are assuming all contributing PAHs reported as &lt;PQL are zero. This is the least conservative approach and is more susceptible to false negative TEQs when PAHs that contribute to the TEQ calculation are present but below PQL.</li><li>3. 'EQ half PQL' values are assuming all contributing PAHs reported as &lt;PQL are half the stipulated PQL. Hence a mid-point between the most and least conservative approaches above.</li></ol> <p>Note, the Total +ve PAHs PQL is reflective of the lowest individual PQL and is therefore "Total +ve PAHs" is simply a sum of the positive individual PAHs.</p>

Client Reference: Marine Pollution Research - West Culburra

QUALITY CONTROL: PAHs in Biomass				Duplicate				Spike Recovery %		
Test Description	Units	PQL	Method	Blank	#	Base	Dup.	RPD	LCS-3	[NT]
Date extracted	-			25/05/2023	[NT]	[NT]	[NT]	[NT]	25/05/2023	[NT]
Date analysed	-			25/05/2023	[NT]	[NT]	[NT]	[NT]	25/05/2023	[NT]
Naphthalene	ug/kg	1	Org-022/025	<1	[NT]	[NT]	[NT]	[NT]	101	[NT]
Acenaphthylene	ug/kg	1	Org-022/025	<1	[NT]	[NT]	[NT]	[NT]	[NT]	[NT]
Acenaphthene	ug/kg	1	Org-022/025	<1	[NT]	[NT]	[NT]	[NT]	101	[NT]
Fluorene	ug/kg	1	Org-022/025	<1	[NT]	[NT]	[NT]	[NT]	93	[NT]
Phenanthrene	ug/kg	1	Org-022/025	<1	[NT]	[NT]	[NT]	[NT]	96	[NT]
Anthracene	ug/kg	1	Org-022/025	<1	[NT]	[NT]	[NT]	[NT]	[NT]	[NT]
Fluoranthene	ug/kg	1	Org-022/025	<1	[NT]	[NT]	[NT]	[NT]	98	[NT]
Pyrene	ug/kg	1	Org-022/025	<1	[NT]	[NT]	[NT]	[NT]	99	[NT]
Benzo(a)anthracene	ug/kg	1	Org-022/025	<1	[NT]	[NT]	[NT]	[NT]	[NT]	[NT]
Chrysene	ug/kg	1	Org-022/025	<1	[NT]	[NT]	[NT]	[NT]	97	[NT]
Benzo(b,j+k)fluoranthene	ug/kg	2	Org-022/025	<2	[NT]	[NT]	[NT]	[NT]	[NT]	[NT]
Benzo(a)pyrene	ug/kg	0.5	Org-022/025	<0.5	[NT]	[NT]	[NT]	[NT]	102	[NT]
Indeno(1,2,3-c,d)pyrene	ug/kg	1	Org-022/025	<1	[NT]	[NT]	[NT]	[NT]	[NT]	[NT]
Dibenzo(a,h)anthracene	ug/kg	1	Org-022/025	<1	[NT]	[NT]	[NT]	[NT]	[NT]	[NT]
Benzo(g,h,i)perylene	ug/kg	1	Org-022/025	<1	[NT]	[NT]	[NT]	[NT]	[NT]	[NT]
Surrogate p-Terphenyl-d14	%		Org-022/025	99	[NT]	[NT]	[NT]	[NT]	103	[NT]



**Client Reference: Marine Pollution Research - West Culburra**

QUALITY CONTROL: Organochlorine Pesticides in Biomass					Duplicate			Spike Recovery %		
Test Description	Units	PQL	Method	Blank	#	Base	Dup.	RPD	LCS-3	[NT]
Date extracted	-			25/05/2023	[NT]	[NT]	[NT]	[NT]	25/05/2023	[NT]
Date analysed	-			25/05/2023	[NT]	[NT]	[NT]	[NT]	25/05/2023	[NT]
HCB	ug/kg	1	Org-021	<1	[NT]	[NT]	[NT]	[NT]	[NT]	[NT]
alpha-BHC	ug/kg	1	Org-021	<1	[NT]	[NT]	[NT]	[NT]	98	[NT]
gamma-BHC	ug/kg	1	Org-021	<1	[NT]	[NT]	[NT]	[NT]	[NT]	[NT]
beta-BHC	ug/kg	1	Org-021	<1	[NT]	[NT]	[NT]	[NT]	100	[NT]
Heptachlor	ug/kg	1	Org-021	<1	[NT]	[NT]	[NT]	[NT]	101	[NT]
delta-BHC	ug/kg	1	Org-021	<1	[NT]	[NT]	[NT]	[NT]	[NT]	[NT]
Aldrin	ug/kg	1	Org-021	<1	[NT]	[NT]	[NT]	[NT]	101	[NT]
Heptachlor Epoxide	ug/kg	1	Org-021	<1	[NT]	[NT]	[NT]	[NT]	96	[NT]
gamma-Chlordane	ug/kg	1	Org-021	<1	[NT]	[NT]	[NT]	[NT]	[NT]	[NT]
alpha-chlordane	ug/kg	1	Org-021	<1	[NT]	[NT]	[NT]	[NT]	[NT]	[NT]
Endosulfan I	ug/kg	1	Org-021	<1	[NT]	[NT]	[NT]	[NT]	[NT]	[NT]
pp-DDE	ug/kg	1	Org-021	<1	[NT]	[NT]	[NT]	[NT]	105	[NT]
Dieldrin	ug/kg	1	Org-021	<1	[NT]	[NT]	[NT]	[NT]	108	[NT]
Endrin	ug/kg	1	Org-021	<1	[NT]	[NT]	[NT]	[NT]	94	[NT]
pp-DDD	ug/kg	1	Org-021	<1	[NT]	[NT]	[NT]	[NT]	94	[NT]
Endosulfan II	ug/kg	1	Org-021	<1	[NT]	[NT]	[NT]	[NT]	[NT]	[NT]
pp-DDT	ug/kg	1	Org-021	<1	[NT]	[NT]	[NT]	[NT]	[NT]	[NT]
Endrin Aldehyde	ug/kg	1	Org-021	<1	[NT]	[NT]	[NT]	[NT]	[NT]	[NT]
Endosulfan Sulphate	ug/kg	1	Org-021	<1	[NT]	[NT]	[NT]	[NT]	97	[NT]
Surrogate TCMX	%		Org-021	113	[NT]	[NT]	[NT]	[NT]	113	[NT]

**Client Reference: Marine Pollution Research - West Culburra**

QUALITY CONTROL: Acid Extractable metals in biomass				Duplicate			Spike Recovery %			
Test Description	Units	PQL	Method	Blank	#	Base	Dup.	RPD	LCS-3	323566-6
Date prepared	-			25/05/2023	4	25/05/2023	25/05/2023		25/05/2023	25/05/2023
Date analysed	-			25/05/2023	4	25/05/2023	25/05/2023		25/05/2023	25/05/2023
Arsenic	mg/kg	4	Metals-020	<4	4	4	<4	0	105	112
Chromium	mg/kg	1	Metals-020	<1	4	<1	<1	0	103	114
Copper	mg/kg	1	Metals-020	<1	4	49	24	68	101	119
Mercury	mg/kg	0.1	Metals-021	<0.1	4	<0.1	<0.1	0	112	79
Lead	mg/kg	1	Metals-020	<1	4	<1	<1	0	105	80
Selenium	mg/kg	2	Metals-020	<2	4	<2	<2	0	97	107
Zinc	mg/kg	1	Metals-020	<1	4	570	290	65	105	#

## Result Definitions

<b>NT</b>	Not tested
<b>NA</b>	Test not required
<b>INS</b>	Insufficient sample for this test
<b>PQL</b>	Practical Quantitation Limit
<b>&lt;</b>	Less than
<b>&gt;</b>	Greater than
<b>RPD</b>	Relative Percent Difference
<b>LCS</b>	Laboratory Control Sample
<b>NS</b>	Not specified
<b>NEPM</b>	National Environmental Protection Measure
<b>NR</b>	Not Reported

## Quality Control Definitions

<b>Blank</b>	This is the component of the analytical signal which is not derived from the sample but from reagents, glassware etc, can be determined by processing solvents and reagents in exactly the same manner as for samples.
<b>Duplicate</b>	This is the complete duplicate analysis of a sample from the process batch. If possible, the sample selected should be one where the analyte concentration is easily measurable.
<b>Matrix Spike</b>	A portion of the sample is spiked with a known concentration of target analyte. The purpose of the matrix spike is to monitor the performance of the analytical method used and to determine whether matrix interferences exist.
<b>LCS (Laboratory Control Sample)</b>	This comprises either a standard reference material or a control matrix (such as a blank sand or water) fortified with analytes representative of the analyte class. It is simply a check sample.
<b>Surrogate Spike</b>	Surrogates are known additions to each sample, blank, matrix spike and LCS in a batch, of compounds which are similar to the analyte of interest, however are not expected to be found in real samples.
Australian Drinking Water Guidelines recommend that Thermotolerant Coliform, Faecal Enterococci, & E.Coli levels are less than 1cfu/100mL. The recommended maximums are taken from "Australian Drinking Water Guidelines", published by NHMRC & ARMC 2011.	
The recommended maximums for analytes in urine are taken from "2018 TLVs and BEIs", as published by ACGIH (where available). Limit provided for Nickel is a precautionary guideline as per Position Paper prepared by AIOH Exposure Standards Committee, 2016.	
Guideline limits for Rinse Water Quality reported as per analytical requirements and specifications of AS 4187, Amdt 2 2019, Table 7.2	

## Laboratory Acceptance Criteria

Duplicate sample and matrix spike recoveries may not be reported on smaller jobs, however, were analysed at a frequency to meet or exceed NEPM requirements. All samples are tested in batches of 20. The duplicate sample RPD and matrix spike recoveries for the batch were within the laboratory acceptance criteria.

Filters, swabs, wipes, tubes and badges will not have duplicate data as the whole sample is generally extracted during sample extraction.

Spikes for Physical and Aggregate Tests are not applicable.

For VOCs in water samples, three vials are required for duplicate or spike analysis.

Duplicates: >10xPQL - RPD acceptance criteria will vary depending on the analytes and the analytical techniques but is typically in the range 20%-50% – see ELN-P05 QA/QC tables for details; <10xPQL - RPD are higher as the results approach PQL and the estimated measurement uncertainty will statistically increase.

Matrix Spikes, LCS and Surrogate recoveries: Generally 70-130% for inorganics/metals (not SPOCAS); 60-140% for organics/SPOCAS (+/-50% surrogates) and 10-140% for labile SVOCs (including labile surrogates), ultra trace organics and speciated phenols is acceptable.

In circumstances where no duplicate and/or sample spike has been reported at 1 in 10 and/or 1 in 20 samples respectively, the sample volume submitted was insufficient in order to satisfy laboratory QA/QC protocols.

When samples are received where certain analytes are outside of recommended technical holding times (THTs), the analysis has proceeded. Where analytes are on the verge of breaching THTs, every effort will be made to analyse within the THT or as soon as practicable.

Where sampling dates are not provided, Envirolab are not in a position to comment on the validity of the analysis where recommended technical holding times may have been breached.

Where matrix spike recoveries fall below the lower limit of the acceptance criteria (e.g. for non-labile or standard Organics <60%), positive result(s) in the parent sample will subsequently have a higher than typical estimated uncertainty (MU estimates supplied on request) and in these circumstances the sample result is likely biased significantly low.

Measurement Uncertainty estimates are available for most tests upon request.

Analysis of aqueous samples typically involves the extraction/digestion and/or analysis of the liquid phase only (i.e. NOT any settled sediment phase but inclusive of suspended particles if present), unless stipulated on the Envirolab COC and/or by correspondence. Notable exceptions include certain Physical Tests (pH/EC/BOD/COD/Apparent Colour etc.), Solids testing, total recoverable metals and PFAS where solids are included by default.

Samples for Microbiological analysis (not Amoeba forms) received outside of the 2-8°C temperature range do not meet the ideal cooling conditions as stated in AS2031-2012.

## Report Comments

### Metals in biomass:

- The results are reported on the sample as received i.e. no moisture correction has been applied.
- The laboratory RPD acceptance criteria has been exceeded for 323566-4 for Cu and Zn. Therefore a triplicate result has been issued as laboratory sample number 323566-7.
- # Percent recovery is not possible to report due to the inhomogeneous nature of the element/s in the sample/s. However an acceptable recovery was obtained for the LCS.

## **APPENDIX F**

### **FRESHWATER MONITORING DATA**

#### **F-1.1 WATTLE CREEK WATER QUALITY DATA**

#### **F-1.2 DOWNS CREEK WATER QUALITY DATA**

#### **F-1.3 SOUTH CREEK WATER QUALITY DATA**

#### **F-2.1 ASU MACROINVERTEBRATE RESULTS TERM 1**

#### **F-2.2 ASU MACROINVERTEBRATE RESULTS TERM 2**

#### **F3 ELECTROFISHING FISH CATCH RESULTS**

Appendix Table F1.1 Wattle Creek Water Quality Profiling Results December 2022 to July 2023													
Creek	Site	Date	Time	Depth	Temp	Cond	Sal	DO	DO	pH	Turb	MGA 56	
				M	°C	µS/cm	ppt	%sat	mg/l	Units	ntu	Easting	Northing
Wattle Creek	WCU <sub>p</sub>	6/12/22	13:26	0.1	28.35	400	0.19	119.4	9.27	6.59	4.9	294632	6131715
Wattle Creek	WCU <sub>p</sub>	23/3/23	09:00	0.1	18.69	482	0.23	42.6	3.97	5.74	0.1	294632	6131715
Wattle Creek	WCU <sub>p</sub>	23/3/23	09:00	0.2	18.69	482	0.23	40.0	3.73	5.78	0.2	294632	6131715
Wattle Creek	WCU <sub>p</sub>	28/3/23	08:02	0.1	20.31	503	0.24	41.9	3.78	5.87	0.2	294632	6131715
Wattle Creek	WCU <sub>p</sub>	28/3/23	08:02	0.2	20.32	504	0.24	41.5	3.74	5.88	1.0	294632	6131715
Wattle Creek	WCU <sub>p</sub>	9/6/23	11:33	0.1	12.51	435	0.32	88.0	9.37	5.66	2.1	294632	6131715
Wattle Creek	WCD <sub>n</sub>	6/12/22	14:10	0.1	23.79	1589	0.77	21.9	1.84	6.25	60.4	294760	6131659
Wattle Creek	WCD <sub>n</sub>	6/12/22	14:10	0.3	21.47	1633	0.80	37.4	3.29	6.22	64.9	294760	6131659
Wattle Creek	WCD <sub>n</sub>	6/12/22	14:11	0.7	19.23	1758	0.87	26.1	2.40	6.19	38.9	294760	6131659
Wattle Creek	WCD <sub>n</sub>	24/1/23	09:38	0.1	27.43	1988	1.01	43.6	3.42	6.44	27.3	294760	6131659
Wattle Creek	WCD <sub>n</sub>	24/1/23	09:38	0.2	23.92	1965	1.00	31.3	2.63	6.52	29.0	294760	6131659
Wattle Creek	WCD <sub>n</sub>	24/1/23	09:38	0.3	23.12	1960	1.00	23.4	1.99	6.54	61.1	294760	6131659
Wattle Creek	WCD <sub>n</sub>	23/3/23	08:52	0.1	19.22	1426	0.72	14.4	1.32	5.80	12.7	294760	6131659
Wattle Creek	WCD <sub>n</sub>	23/3/23	08:52	0.2	19.23	1438	0.72	13.3	1.22	5.82	16.3	294760	6131659
Wattle Creek	WCD <sub>n</sub>	23/3/23	08:53	0.3	19.33	1528	0.77	12.2	1.12	5.91	19.5	294760	6131659
Wattle Creek	WCD <sub>n</sub>	23/3/23	08:53	0.4	19.80	1924	0.98	9.3	0.85	6.06	19.4	294760	6131659
Wattle Creek	WCD <sub>n</sub>	28/3/23	08:42	0.1	20.13	1261	0.63	41.1	3.71	5.97	0.5	294760	6131659
Wattle Creek	WCD <sub>n</sub>	28/3/23	08:42	0.1	20.13	1267	0.63	37.3	3.37	6.00	0.6	294760	6131659
Wattle Creek	WCD <sub>n</sub>	28/3/23	08:44	0.2	19.92	1708	0.88	13.5	1.22	6.10	16.6	294760	6131659
Wattle Creek	WCD <sub>n</sub>	28/3/23	08:44	0.4	19.76	2181	1.13	11.1	1.01	6.19	23.5	294760	6131659
Wattle Creek	WCD <sub>n</sub>	28/3/23	08:45	0.5	19.67	2609	1.30	10.0	0.91	6.28	25.6	294760	6131659
Wattle Creek	WCD <sub>n</sub>	9/6/23	11:22	0.1	12.48	844	0.54	65.8	7.00	5.95	44.4	294760	6131659
Wattle Creek	WCD <sub>n</sub>	9/6/23	11:23	0.2	12.44	842	0.54	53.5	5.70	5.90	44.0	294760	6131659
Wattle Creek	WCD <sub>n</sub>	9/6/23	11:23	0.3	12.35	842	0.54	49.4	5.27	5.89	43.2	294760	6131659
Wattle Creek	WCD <sub>n</sub>	9/6/23	11:23	0.4	12.29	849	0.54	46.0	4.92	5.88	41.9	294760	6131659
Wattle Creek	WCD <sub>n</sub>	9/6/23	11:23	0.5	12.25	862	0.55	42.8	4.58	5.86	42.8	294760	6131659
Wattle Creek	WCD <sub>n</sub>	9/6/23	11:23	0.6	12.24	872	0.55	40.0	4.28	5.84	43.5	294760	6131659
Wattle Creek	WCD <sub>n</sub>	9/6/23	11:24	0.7	12.25	871	0.55	35.2	3.76	5.80	42.1	294760	6131659



Wattle Creek	WCDn	5/7/23	11:59	0.1	11.45	943	0.59	30.7	3.34	5.72	10.8	294760	6131659
Wattle Creek	WCDn	5/7/23	11:59	0.2	11.42	945	0.59	28.9	3.15	5.72	10.7	294760	6131659
Wattle Creek	WCDn	5/7/23	11:59	0.3	11.25	957	0.59	28.4	3.10	5.73	10.9	294760	6131659
Wattle Creek	WCDn	5/7/23	11:59	0.4	11.03	988	0.61	27.8	3.06	5.78	10.9	294760	6131659
Wattle Creek	WCDn	5/7/23	11:59	0.5	11.07	1094	0.67	26.2	2.87	5.85	20.0	294760	6131659

Appendix Table F1.2 Downs Creek Water Quality Profiling Results December 2022 to July 2023													
Creek	Site	Date	Time	Depth	Temp	Cond	Sal	DO	DO	pH	Turb	MGA 56	
				M	°C	µS/cm	ppt	%sat	mg/l	Units	ntu	Easting	Northing
Downs Creek	DCUp	6/12/22	16:58	0.1	22.07	935	0.47	52.3	4.55	7.05	7.4	293653	6131705
Downs Creek	DCUp	6/12/22	16:58	0.2	21.99	936	0.47	52.5	4.58	7.05	7.4	293653	6131705
Downs Creek	DCUp	6/12/22	16:58	0.3	20.61	935	0.47	50.5	4.52	6.99	9.0	293653	6131705
Downs Creek	DCUp	6/12/22	16:59	0.6	19.97	958	0.48	40.1	3.64	6.94	17.3	293653	6131705
Downs Creek	DCUp	6/12/22	16:59	0.8	19.13	1176	0.59	26.6	2.45	6.72	22.9	293653	6131705
Downs Creek	DCUp	24/1/23	10:14	0.1	23.40	548	0.27	40.6	3.45	6.80	14.6	293653	6131705
Downs Creek	DCUp	24/1/23	10:15	0.2	20.96	534	0.26	35.1	3.13	6.85	16.5	293653	6131705
Downs Creek	DCUp	24/1/23	10:15	0.3	20.60	528	0.26	30.6	2.75	6.85	15.4	293653	6131705
Downs Creek	DCUp	24/1/23	10:15	0.4	20.60	778	0.38	23.7	2.12	6.88	23.7	293653	6131705
Downs Creek	DCUp	24/1/23	10:16	0.5	20.63	1128	0.57	16.0	1.43	6.95	37.5	293653	6131705
Downs Creek	DCUp	24/1/23	10:16	0.6	19.88	1784	0.91	12.2	1.11	6.97	9.2	293653	6131705
Downs Creek	DCUp	23/3/23	09:22	0.1	19.55	743	0.36	34.7	3.18	7.05	1.3	293653	6131705
Downs Creek	DCUp	23/3/23	09:23	0.2	19.55	741	0.36	32.7	3.00	7.07	0.7	293653	6131705
Downs Creek	DCUp	23/3/23	09:23	0.3	19.54	739	0.35	32.2	2.95	7.08	0.6	293653	6131705
Downs Creek	DCUp	23/3/23	09:23	0.4	19.54	762	0.37	30.1	2.76	7.08	1.4	293653	6131705
Downs Creek	DCUp	27/3/23	13:26	0.1	22.27	411	0.21	73.8	6.41	6.92	1.8	293653	6131705
Downs Creek	DCUp	27/3/23	13:27	0.2	21.33	616	0.30	68.2	6.03	6.99	2.5	293653	6131705
Downs Creek	DCUp	27/3/23	13:27	0.3	20.73	651	0.32	62.8	5.62	7.04	1.2	293653	6131705
Downs Creek	DCUp	27/3/23	13:27	0.4	20.71	651	0.32	57.1	5.11	7.07	0.7	293653	6131705
Downs Creek	DCUp	27/3/23	13:28	0.5	20.58	657	0.32	55.1	4.94	7.08	0.7	293653	6131705
Downs Creek	DCUp	27/3/23	13:28	0.6	20.41	684	0.34	45.5	4.10	7.06	1.9	293653	6131705
Downs Creek	DCUp	27/3/23	13:28	0.7	20.36	698	0.34	34.9	3.15	7.04	3.0	293653	6131705
Downs Creek	DCUp	9/6/23	10:59	0.1	12.71	837	0.54	50.4	5.34	6.90	4.0	293653	6131705
Downs Creek	DCUp	9/6/23	11:00	0.2	12.69	837	0.53	48.4	5.12	6.93	4.0	293653	6131705
Downs Creek	DCUp	9/6/23	11:00	0.3	12.68	838	0.53	48.1	5.10	6.93	4.2	293653	6131705
Downs Creek	DCUp	9/6/23	11:00	0.4	12.67	848	0.54	48.0	5.09	6.93	4.2	293653	6131705
Downs Creek	DCUp	9/6/23	11:01	0.5	12.66	858	0.54	47.8	5.07	6.93	4.2	293653	6131705
Downs Creek	DCUp	9/6/23	11:01	0.6	12.65	868	0.55	47.8	5.07	6.93	4.2	293653	6131705
Downs Creek	DCUp	9/6/23	11:01	0.7	12.65	875	0.55	47.5	5.04	6.93	4.0	293653	6131705

Downs Creek	DCUp	4/7/23	11:50	0.1	11.36	1133	0.67	99.1	10.81	7.73	8.7	293653	6131705
Downs Creek	DCUp	4/7/23	11:50	0.2	11.34	1135	0.67	93.3	10.18	7.70	8.4	293653	6131705
Downs Creek	DCUp	4/7/23	11:50	0.3	11.13	1138	0.68	92.3	10.12	7.69	8.8	293653	6131705
Downs Creek	DCUp	4/7/23	11:50	0.4	10.98	1142	0.68	90.9	10.00	7.67	9.1	293653	6131705
Downs Creek	DCDn	6/12/22	16:27	0.2	20.19	438	0.22	35.7	3.23	6.43	14.8	293770	6131386
Downs Creek	DCDn	6/12/22	16:27	0.3	18.64	480	0.24	19.3	1.80	6.43	13.0	293770	6131386
Downs Creek	DCDn	6/12/22	16:27	0.6	16.86	648	0.33	10.5	1.02	6.58	11.9	293770	6131386
Downs Creek	DCDn	24/1/23	10:04	0.1	19.90	791	0.39	52.0	4.73	5.21	8.6	293770	6131386
Downs Creek	DCDn	24/1/23	10:04	0.2	19.12	800	0.40	53.3	4.92	5.25	5.7	293770	6131386
Downs Creek	DCDn	24/1/23	10:05	0.3	18.78	800	0.40	51.6	4.80	5.29	5.1	293770	6131386
Downs Creek	DCDn	24/1/23	10:05	0.4	18.60	802	0.40	49.1	4.58	5.32	4.7	293770	6131386
Downs Creek	DCDn	24/1/23	10:05	0.5	18.51	807	0.40	46.4	4.34	5.52	18.5	293770	6131386
Downs Creek	DCDn	23/3/23	09:14	0.1	18.41	271	0.12	19.8	1.86	5.98	20.6	293770	6131386
Downs Creek	DCDn	23/3/23	09:15	0.2	18.40	270	0.12	15.5	1.46	6.01	19.0	293770	6131386
Downs Creek	DCDn	23/3/23	09:15	0.3	18.40	271	0.12	12.9	1.21	6.03	18.8	293770	6131386
Downs Creek	DCDn	23/3/23	09:16	0.4	18.52	376	0.17	10.2	0.96	6.65	18.3	293770	6131386
Downs Creek	DCDn	27/3/23	15:22	0.1	20.30	338	0.17	12.7	1.15	6.12	22.0	293770	6131386
Downs Creek	DCDn	27/3/23	15:22	0.2	19.45	342	0.17	10.0	0.92	6.31	12.9	293770	6131386
Downs Creek	DCDn	27/3/23	15:23	0.3	19.09	346	0.17	8.2	0.76	6.52	12.8	293770	6131386
Downs Creek	DCDn	27/3/23	15:23	0.4	18.83	377	0.18	7.4	0.69	6.67	17.3	293770	6131386
Downs Creek	DCDn	27/3/23	15:24	0.5	18.70	420	0.21	6.8	0.63	6.76	19.2	293770	6131386
Downs Creek	DCDn	27/3/23	15:24	0.6	18.61	483	0.24	6.2	0.58	6.82	24.3	293770	6131386
Downs Creek	DCDn	9/6/23	11:47	0.1	12.27	375	0.28	80.3	8.60	5.95	13.1	293770	6131386
Downs Creek	DCDn	9/6/23	11:47	0.2	12.16	374	0.28	67.9	7.29	5.93	13.5	293770	6131386
Downs Creek	DCDn	9/6/23	11:48	0.3	12.11	376	0.28	61.1	6.56	5.89	13.0	293770	6131386
Downs Creek	DCDn	9/6/23	11:48	0.4	12.05	382	0.28	56.9	6.13	5.84	12.5	293770	6131386
Downs Creek	DCDn	9/6/23	11:48	0.5	12.23	417	0.30	49.8	5.33	5.94	19.0	293770	6131386
Downs Creek	DCDn	9/6/23	11:48	0.6	12.44	457	0.32	45.6	4.86	6.08	18.5	293770	6131386
Downs Creek	DCDn	9/6/23	11:49	0.7	12.51	477	0.33	43.0	4.58	6.15	17.9	293770	6131386

Downs Creek	DCDn	4/7/23	14:29	0.1	11.85	449	0.30	69.0	7.46	6.01	8.8	293770	6131386
Downs Creek	DCDn	4/7/23	14:29	0.2	11.55	441	0.30	69.2	7.54	5.96	8.7	293770	6131386
Downs Creek	DCDn	4/7/23	14:29	0.3	10.97	438	0.30	70.0	7.72	5.93	8.9	293770	6131386
Downs Creek	DCDn	4/7/23	14:29	0.4	10.78	449	0.31	69.5	7.70	5.91	8.8	293770	6131386
Downs Creek	DCDn	4/7/23	14:30	0.5	10.71	472	0.32	68.6	7.61	5.88	8.8	293770	6131386
Downs Creek	DCDn-D3	6/12/22	15:16	0.1	25.45	47620	30.99	74.0	5.08	5.69	9.4	293842	6131258
Downs Creek	DCDn-D3	6/12/22	15:16	0.2	24.08	50800	33.31	72.4	5.03	5.87	5.2	293842	6131258
Downs Creek	DCDn-D3	6/12/22	15:17	0.3	23.45	52230	34.36	58.0	4.05	5.88	7.6	293842	6131258

Appendix Table F1.3 South Creek Water Quality Profiling Results December 2022 to July 2023													
Creek	Site	Date	Time	Depth	Temp	Cond	Sal	DO	DO	pH	Turb	MGA 56	
				M	°C	µS/cm	ppt	%sat	mg/l	Units	ntu	Easting	Northing
South Creek	SCUp	7/12/22	16:34	0.1	20.63	211	0.12	25.9	2.32	5.72	31.2	293479	6130734
South Creek	SCUp	7/12/22	16:35	0.2	20.11	258	0.14	18.3	1.66	5.69	30.2	293479	6130734
South Creek	SCUp	24/1/23	08:50	0.1	24.09	216	0.10	32.8	2.76	5.84	75.8	293479	6130734
South Creek	SCUp	23/3/23	09:55	0.1	18.00	289	0.13	16.9	1.60	5.80	10.4	293479	6130734
South Creek	SCUp	23/3/23	09:55	0.2	17.96	289	0.14	15.1	1.43	5.81	10.0	293479	6130734
South Creek	SCUp	28/3/23	10:45	0.1	19.45	291	0.14	31.1	2.86	5.76	49.0	293479	6130734
South Creek	SCUp	28/3/23	10:45	0.3	19.42	297	0.11	27.0	2.49	5.77	24.2	293479	6130734
South Creek	SCUp	9/6/23	10:07	0.1	10.96	238	0.22	21.9	2.42	5.36	14.8	293479	6130734
South Creek	SCUp	5/7/23	08:26	0.1	10.40	327	0.27	47.3	5.29	5.52	17.7	293479	6130734
South Creek	SCUp	5/7/23	08:27	0.2	10.40	342	0.28	50.1	5.61	5.48	12.9	293479	6130734
South Creek	SCUp	5/7/23	08:27	0.3	10.40	342	0.28	50.6	5.66	5.47	12.4	293479	6130734
South Creek	SCUp	5/7/23	08:27	0.4	10.40	342	0.28	51.0	5.70	5.47	12.3	293479	6130734
South Creek	SCDn	7/12/22	15:00	0.1	22.69	2014	1.02	58.7	5.04	4.74	11.3	293784	6130827
South Creek	SCDn	7/12/22	15:00	0.2	21.70	2116	1.06	64.6	5.65	4.66	32.6	293784	6130827
South Creek	SCDn	7/12/22	15:01	0.4	20.50	2754	1.41	57.5	5.14	4.42	10.8	293784	6130827
South Creek	SCDn	7/12/22	15:01	0.5	20.57	2871	1.47	52.4	4.67	4.38	19.4	293784	6130827
South Creek	SCDn	24/1/23	09:04	0.1	21.65	3408	1.80	63.1	5.50	5.75	14.9	293784	6130827
South Creek	SCDn	24/1/23	09:04	0.2	21.00	3378	1.78	59.8	5.27	5.76	11.0	293784	6130827
South Creek	SCDn	24/1/23	09:04	0.3	20.78	3380	1.78	55.4	4.91	5.75	4.5	293784	6130827
South Creek	SCDn	24/1/23	09:05	0.4	20.63	3487	1.85	52.1	4.63	5.73	9.0	293784	6130827
South Creek	SCDn	23/3/23	09:44	0.1	18.78	1213	0.60	47.0	4.37	5.51	1.3	293784	6130827
South Creek	SCDn	23/3/23	09:44	0.2	18.76	1208	0.60	44.4	4.12	5.54	0.8	293784	6130827
South Creek	SCDn	23/3/23	09:45	0.3	19.12	1413	0.71	27.9	2.58	5.80	11.1	293784	6130827
South Creek	SCDn	28/3/23	11:56	0.1	20.72	911	0.31	46.4	4.15	5.39	61.3	293784	6130827
South Creek	SCDn	28/3/23	11:55	0.2	21.55	1461	0.74	59.5	5.22	5.39	1.6	293784	6130827
South Creek	SCDn	28/3/23	11:55	0.3	20.87	1487	0.75	57.6	5.13	5.36	1.8	293784	6130827
South Creek	SCDn	9/6/23	09:53	0.1	11.63	989	0.62	63.1	6.84	5.10	3.3	293784	6130827
South Creek	SCDn	9/6/23	09:53	0.2	11.56	986	0.61	61.8	6.71	5.07	3.0	293784	6130827

South Creek	SCDn	5/7/23	09:40	0.1	11.09	1283	0.79	76.4	8.38	4.95	1.3	293784	6130827
South Creek	SCDn	5/7/23	09:40	0.2	11.09	1304	0.80	75.9	8.32	4.92	1.3	293784	6130827
South Creek	SCDn	5/7/23	09:40	0.3	11.09	1325	0.81	75.6	8.29	4.89	1.5	293784	6130827
South Creek	SCDn	5/7/23	09:41	0.4	11.18	1397	0.85	70.4	7.71	4.79	24.2	293784	6130827

Appendix Table F2-1 West Culburra Artificial Sampling Unit Macroinvertebrate Results Term 1								Term 1																											Abundance	Occurrence														
Phylum	Class	Order	Sub-Order	Family	Sub-Family	Genus/spp	Common Name	WCDn-S			WCDn-B			DCUp-S			DCUp-B			DCDn-S			DCDn-B			SCUp-S			SCDn-S			SCDn-B																		
								1	2	3	1	2	3	1	2	3	1	2	3	1	2	3	1	2	3	1	2	3	1	2	3	1	2	3	1	2	3													
Arthropoda	Insecta	Coleoptera		Dytiscidae			Diving Beetles																															1	1											
Arthropoda	Insecta	Coleoptera		Hydrochidae			Scavenger Water Beetles						1																									1	2											
Arthropoda	Insecta	Coleoptera		Scirtidae			Marsh Beetles																																		4	3								
Arthropoda	Insecta	Diptera		Ceratopogonidae			Biting Midges																																		2	4	1	7	3					
Arthropoda	Insecta	Diptera		Chironomidae	Chironominae		Bloodworms	376	170	215	138	105	35	116	98	104	1						28	23	79	2			1	31	24	25	15	53	41	13	7	15	1715	24										
Arthropoda	Insecta	Diptera		Chironomidae	Tanytopodinae		Bloodworms																																		1	2	4	6	4	3	6	1	45	14
Arthropoda	Insecta	Ephemeroptera		Leptophlebiidae			May flies																																					1	1					
Arthropoda	Insecta	Odonata	Epiproctophora	Corduliidae			Dragonflies																																					2	5	4				
Arthropoda	Insecta	Trichoptera		Leptoceridae			Caddisflies																																					2	3	2	2	9	4	
Arthropoda	Arachnida	Acarina		Hydracarina			Freshwater Mites																																					1	1					
Arthropoda	Branchiopoda			Cladocera			Water Fleas																																					1	1					
Arthropoda	Collembola						Springtails																																					1	1					
Arthropoda	Copepoda	Cyclopoida		Cyclopidae			Copepods	1	1	1																																		1	1					
Arthropoda	Ostracoda						Seed Shrimps																																								3	3		
Annelida	Oligochaeta						Worms																																					4	5					
Chordata	Osteichthyes			Eleotridae		<i>Gobiomorphus australis</i>	Striped Gudgeon																																					1	1					
Total invertebrate abundance per site:								376	171	219	141	105	36	119	108	112	1	0	0	32	25	88	4	0	1	40	30	28	25	66	51	18	13	18	1827															
Total number of invertebrate taxa per site:								1	2	4	4	1	2	3	3	6	1	0	0	4	2	5	2	0	1	7	3	3	6	4	6	3	2	3	16															

Appendix Table F2-2 West Culburra Artificial Sampling Unit Macroinvertebrate Results Term 2								Term 2																											Abundance	Occurrence									
Phylum	Class	Order	Sub-Order	Family	Sub-Family	Genus/spp	Common Name	WCUp-S			WCDn-S			WCDn-B			DCUp-S			DCUp-B			DCDn-S			DCDn-B			SCUp-S			SCDn-S					SCDn-B								
								1	2	3	1	2	3	1	2	3	1	2	3	1	2	3	1	2	3	1	2	3	1	2	3	1	2	3	1	2	3								
Arthropoda	Insecta	Coleoptera		Dytiscidae			Diving Beetles																																					0	0
Arthropoda	Insecta	Coleoptera		Hydrochidae			Scavenger Water Beetles																																					0	0
Arthropoda	Insecta	Coleoptera		Scirtidae			Marsh Beetles																																					0	0
Arthropoda	Insecta	Diptera		Ceratopogonidae			Biting Midges																																					0	0
Arthropoda	Insecta	Diptera		Chironomidae	Chironominae		Bloodworms	14	14	4	9	6	7	6	4	6	8	5	10	28	27	40	1	2	3	2	6	3	3	7	10	3	11	7	5	1					252	29			
Arthropoda	Insecta	Diptera		Chironomidae	Tanytopodinae		Bloodworms	2	5	4	18	8	19	2			1	6	1	3	20	10	35																			162	21		
Arthropoda	Insecta	Ephemeroptera		Leptophlebiidae			May flies																																					0	0
Arthropoda	Insecta	Odonata	Epiproctophora	Corduliidae			Dragonflies																																					1	1
Arthropoda	Insecta	Trichoptera		Leptoceridae			Caddisflies	1																																				2	2
Arthropoda	Arachnida	Acarina		Hydracarina			Freshwater Mites																																					0	0
Arthropoda	Branchiopoda			Cladocera			Water Fleas																																					0	0
Arthropoda	Collembola						Springtails																																					3	2
Arthropoda	Copepoda	Cyclopoida		Cyclopidae			Copepods																																					0	0
Arthropoda	Ostracoda						Seed Shrimps																																					0	0
Annelida	Oligochaeta						Worms																																					0	0
Chordata	Osteichthyes			Eleotridae		<i>Gobiomorphus australis</i>	Striped Gudgeon																																					0	0
Total invertebrate abundance per site:								17	19	8	27	15	26	8	6	7	14	6	13	48	37	75	3	4	3	2	10	3	3	7	18	9	12	13	6	1	0	420							
Total number of invertebrate taxa per site:								3	2	2	2	3	2	2	2	2	2	2	2	2	2	2	2	2	2	2	2	2	2	2	2	2	2	2	2	2	2	2	1	0	5				

Appendix Table F3 Electrofishing Survey Results Terms 1 & 2								
Term	Site	Rep	Empire Gudgeon <i>Hypseleotris compressa</i>	Striped Gudgeon <i>Gobiomorphus australis</i>	Common Jollytail <i>Galaxias maculatus</i>	Plague Minnow <i>Gambusia holbrooki</i>	Short-Finned Eel <i>Anguilla australis</i>	Tadpole
1	DCDn	1		47				
1	DCDn	1		55				
1	DCDn	1		54				
1	DCDn	1	33					
1	DCDn	1	35					
1	DCDn	1	34					
1	DCDn	1		47				
1	DCDn	1		12				
1	DCDn	1	35					
1	DCDn	1	48					
1	DCDn	1	44					
1	DCDn	1	31					
1	DCDn	1					110	
1	DCDn	2		120				
1	DCDn	2			90			
1	DCDn	2		25				
1	DCDn	2	52					
1	DCDn	2	34					
1	DCDn	2	39					
1	DCDn	2	38					
1	DCDn	2		40				
1	DCDn	2	42					
1	DCDn	2	40					
1	DCDn	2	40					
1	DCDn	2	38					
1	DCDn	2	38					
1	DCDn	2	30					
1	DCDn	2	28					
1	DCDn	2		60				
1	DCDn	2		50				
1	DCDn	2	50					
1	DCDn	2	45					
1	DCDn	2	38					
1	DCDn	2		45				



1	DCDn	3		128				
1	DCDn	3	42					
1	DCDn	3		50				
1	DCDn	3	32					
1	DCDn	3		144				
1	DCDn	3	34					
1	DCDn	3	50					
1	DCDn	3		41				
1	DCDn	3	44					
1	DCDn	3	36					
1	DCDn	3	38					
1	DCDn	3		42				
1	DCDn	3		55				
1	DCDn	3	39					
1	DCDn	3	40					
1	DCDn	3	47					
1	DCDn	3	40					
1	DCDn	3	38					
1	DCDn	3	35					
1	DCDn	3		40				
1	DCUp		50					
1	DCUp					42		
1	DCUp			58				
1	DCUp			51				
1	DCUp			41				
1	DCUp			55				
1	DCUp			36				
1	DCUp			47				
1	DCUp		41					
1	DCUp		37					
1	DCUp		52					
1	DCUp		37					
1	DCUp		40					
1	DCUp		42					
1	DCUp		28					
1	DCUp		28					
1	DCUp		47					
1	DCUp					48		
1	DCUp			40				
1	DCUp			48				
1	DCUp		47					
1	DCUp			45				
1	DCUp		48					
1	DCUp			43				
1	DCUp		25					

1	DCUp		25				
1	DCUp		38				
1	DCUp		30				
1	DCUp		28				
1	DCUp				71		
1	DCUp				76		
1	DCUp			41			
1	DCUp			42			
1	DCUp		46				
1	DCUp			35			
1	DCUp		35				
1	DCUp		32				
1	DCUp		29				
1	DCUp			50			
1	DCUp			53			
1	DCUp		36				
1	DCUp		47				
1	DCUp				70		
1	DCUp				78		
1	DCUp			46			
1	DCUp		25				
1	DCUp					45	
1	DCUp		40				
1	DCUp		40				
1	DCUp		36				
1	DCUp		43				
1	DCUp		41				
1	DCUp		37				
1	DCUp		34				
1	DCUp		24				
1	DCUp		24				
1	DCUp		24				
1	DCUp		31				
1	DCUp		42				
1	DCUp		37				
1	DCUp		47				
1	DCUp			126			
1	DCUp			37			
1	DCUp			134			
1	DCUp			114			
1	DCUp					25	
1	DCUp						250
1	DCUp		48				
1	DCUp		50				
1	DCUp		50				

1	DCUp		51					
1	DCUp			51				
1	DCUp		52					
1	DCUp			45				
1	DCUp		40					
1	DCUp			42				
1	DCUp			36				
1	DCUp		39					
1	DCUp			50				
1	DCUp			50				
1	DCUp		38					
1	DCUp		26					
1	DCUp		36					
1	DCUp		36					
1	DCUp		31					
1	DCUp		31					
1	DCUp			43				
1	WCUp	1	0	0	0	0	0	
1	WCUp	2			90			
1	WCUp	2			86			
1	WCUp	3				40		
1	WCUp	3			91			
1	WCDn	1			60			
1	WCDn	1		75				
1	WCDn	1	60					
1	WCDn	2		70				
1	WCDn	2			90			
1	WCDn	2		75				
1	WCDn	2	65					
1	WCDn	2			70			
1	WCDn	2				50		
1	WCDn	2					120	
1	WCDn	2	55					
1	WCDn	2		65				
1	WCDn	2			64			
1	WCDn	3		63				
1	WCDn	3		58				
1	WCDn	3		64				
1	WCDn	3	59					
1	WCDn	3	54					
1	WCDn	3		68				
1	WCDn	3		50				
1	WCDn	3				32		
1	WCDn	3			75			
1	WCDn	3				30		

1	WCDn	3		69				
1	WCDn	3	53					
1	WCDn	3		50				
1	WCDn	3		43				
1	WCDn	3			79			
1	SCUp	1						50
1	SCUp	1				47		
1	SCUp	1				30		
1	SCUp	1				21		
1	SCUp	1				21		
1	SCUp	1				19		
1	SCUp	1				22		
1	SCUp	1				23		
1	SCUp	1				21		
1	SCUp	1				23		
1	SCUp	1	56					
1	SCUp	2				41		
1	SCUp	2				21		
1	SCUp	2				33		
1	SCUp	2				11		
1	SCUp	2				30		
1	SCUp	2				21		
1	SCUp	2				21		
1	SCUp	3				20		
1	SCUp	3		41				
1	SCUp	3		59				
1	SCUp	3			64			
1	SCUp	3			40			
1	SCUp	3			64			
1	SCUp	3			70			
1	SCDn	1	40					
1	SCDn	1		35				
1	SCDn	1		33				
1	SCDn	1		41				
1	SCDn	1	39					
1	SCDn	1	40					
1	SCDn	1		36				
1	SCDn	1		37				
1	SCDn	1		43				
1	SCDn	1		31				
1	SCDn	1	50					
1	SCDn	1	29					
1	SCDn	1		35				
1	SCDn	1		41				
1	SCDn	1		40				

1	SCDn	1		34				
1	SCDn	1	42					
1	SCDn	2	40					
1	SCDn	2	45					
1	SCDn	2	28					
1	SCDn	2	34					
1	SCDn	2		30				
1	SCDn	2	33					
1	SCDn	2	42					
1	SCDn	2		46				
1	SCDn	2	45					
1	SCDn	2		38				
1	SCDn	2	48					
1	SCDn	2		40				
1	SCDn	2	41					
1	SCDn	2				40		
1	SCDn	2	45					
1	SCDn	2		31				
1	SCDn	2		32				
1	SCDn	2		35				
1	SCDn	2		45				
1	SCDn	3		68				
1	SCDn	3					450	
1	SCDn	3	45					
1	SCDn	3	40					
1	SCDn	3	44					
1	SCDn	3		32				
1	SCDn	3		32				
1	SCDn	3	32					
1	SCDn	3		51				
1	SCDn	3	31					
1	SCDn	3	49					
1	DCUp	1				48		
1	DCUp	1	32					
1	DCUp	1	25					
1	DCUp	1	29					
1	DCUp	1	40					
1	DCUp	1		50				
1	DCUp	1	42					
1	DCUp	1	37					
1	DCUp	1	31					
1	DCUp	1	31					
1	DCUp	1		31				
1	DCUp	1	48					
1	DCUp	1	42					

1	DCUp	1	38				
1	DCUp	1	28				
1	DCUp	1		52			
1	DCUp	1		38			
1	DCUp	1		43			
1	DCUp	1			81		
1	DCUp	1	38				
1	DCUp	1		45			
1	DCUp	1	38				
1	DCUp	1		40			
1	DCUp	1	25				
1	DCUp	1	46				
1	DCUp	1	42				
1	DCUp	1	44				
1	DCUp	1		45			
1	DCUp	2	46				
1	DCUp	2	41				
1	DCUp	2		54			
1	DCUp	2		46			
1	DCUp	2		50			
1	DCUp	2	44				
1	DCUp	2	40				
1	DCUp	2		44			
1	DCUp	2		38			
1	DCUp	2	32				
1	DCUp	2		41			
1	DCUp	2		47			
1	DCUp	2		45			
1	DCUp	2	29				
1	DCUp	2		41			
1	DCUp	2			70		
1	DCUp	3	46				
1	DCUp	3	41				
1	DCUp	3	44				
1	DCUp	3	23				
1	DCUp	3		47			
1	DCUp	3		56			
1	DCUp	3		57			
1	DCUp	3	40				
1	DCUp	3		60			
1	DCUp	3		50			
1	DCUp	3		45			
1	DCUp	3	40				
1	DCUp	3	38				
1	DCUp	3		50			

1	DCUp	3	26				
1	DCUp	3		51			
1	DCUp	3	46				
1	DCUp	3	46				
1	DCUp	3	41				
1	DCUp	3	21				
1	DCUp	3	29				
1	DCUp	3	20				
1	DCUp	3	23				
1	DCUp	3	24				
1	DCUp	3	30				
1	DCUp	3	305				
2	DCDN	1		60			
2	DCDN	1		53			
2	DCDN	1		63			
2	DCDN	1		51			
2	DCDN	1		44			
2	DCDN	1		59			
2	DCDN	1	51				
2	DCDN	1	52				
2	DCDN	1		55			
2	DCDN	1	22				
2	DCDN	1			74		
2	DCDN	1		60			
2	DCDN	1		50			
2	DCDN	1	45				
2	DCDN	1	25				
2	DCDN	1	42				
2	DCDN	1	29				
2	DCDN	1		41			
2	DCDN	1		55			
2	DCDN	1		53			
2	DCDN	1		59			
2	DCDN	1		46			
2	DCDN	1	52				
2	DCDN	1		46			
2	DCDN	1		45			
2	DCDN	1		55			
2	DCDN	1	30				
2	DCDN	1	39				
2	DCDN	1		59			
2	DCDN	1		51			
2	DCDN	1		56			
2	DCDN	1		41			
2	DCDN	1	50				

2	DCDN	1	43				
2	DCDN	1	42				
2	DCDN	1	32				
2	DCDN	1		46			
2	DCDN	1		44			
2	DCDN	1		59			
2	DCDN	1	42				
2	DCDN	1	40				
2	DCDN	1	39				
2	DCDN	1	50				
2	DCDN	1		98			
2	DCDN	1	39				
2	DCDN	1	41				
2	DCDN	1		46			
2	DCDN	1	80				
2	DCDN	1		39			
2	DCDN	1	42				
2	DCDN	1		40			
2	DCDN	1	52				
2	DCDN	1		31			
2	DCDN	1	22				
2	DCDN	1	32				
2	DCDN	1	40				
2	DCDN	1	36				
2	DCDN	1	30				
2	DCDN	1	25				
2	DCDN	1	32				
2	DCDN	1	22				
2	DCDN	1	34				
2	DCDN	2		65			
2	DCDN	2		49			
2	DCDN	2		52			
2	DCDN	2		50			
2	DCDN	2		51			
2	DCDN	2		52			
2	DCDN	2	49				
2	DCDN	2		53			
2	DCDN	2		52			
2	DCDN	2		34			
2	DCDN	2		36			
2	DCDN	2		40			
2	DCDN	2		43			
2	DCDN	2	30				
2	DCDN	2		43			
2	DCDN	2	22				



2	DCDN	2		39				
2	DCDN	2		40				
2	DCDN	2	41					
2	DCDN	2	36					
2	DCDN	2		30				
2	DCDN	2		29				
2	DCDN	2		36				
2	DCDN	2	37					
2	DCDN	2		36				
2	DCDN	2		35				
2	DCDN	2	25					
2	DCDN	2		30				
2	DCDN	2		41				
2	DCDN	2	39					
2	DCDN	2		29				
2	DCDN	3		60				
2	DCDN	3		52				
2	DCDN	3		44				
2	DCDN	3		32				
2	DCDN	3		40				
2	DCDN	3		45				
2	DCDN	3		52				
2	DCDN	3	44					
2	DCDN	3	52					
2	DCDN	3			84			
2	DCDN	3			91			
2	DCDN	3			93			
2	DCDN	3			89			
2	DCDN	3			115			
2	DCDN	3		53				
2	DCDN	3		45				
2	DCDN	3		37				
2	DCDN	3		38				
2	DCDN	3		42				
2	DCDN	3		36				
2	DCDN	3		28				
2	DCDN	3		51				
2	DCDN	3		52				
2	DCDN	3		39				
2	DCDN	3		34				
2	DCDN	3		41				
2	DCDN	3		42				
2	DCDN	3		36				
2	DCDN	3		38				
2	DCDN	3		32				

2	DCDN	3		44				
2	DCDN	3		42				
2	DCDN	3		35				
2	DCDN	3		33				
2	DCDN	3	41					
2	DCDN	3		39				
2	DCDN	3		32				
2	DCDN	3	31					
2	DCDN	3		32				
2	DCDN	3		34				
2	DCUP	1		120				
2	DCUP	1					340	
2	DCUP	1	44					
2	DCUP	1		45				
2	DCUP	1		50				
2	DCUP	1		55				
2	DCUP	1		34				
2	DCUP	1		42				
2	DCUP	1		40				
2	DCUP	1	44					
2	DCUP	1		48				
2	DCUP	1	41					
2	DCUP	1		42				
2	DCUP	1	22					
2	DCUP	1	51					
2	DCUP	2					100	
2	DCUP	2	25					
2	DCUP	2	30					
2	DCUP	2		55				
2	DCUP	2		41				
2	DCUP	2		45				
2	DCUP	2		48				
2	DCUP	2	44					
2	DCUP	2	34					
2	DCUP	2		30				
2	DCUP	2		31				
2	DCUP	2	41					
2	DCUP	2	40					
2	DCUP	3		111				
2	DCUP	3		124				
2	DCUP	3		129				
2	DCUP	3	42					
2	DCUP	3	51					
2	DCUP	3		110				
2	DCUP	3	45					

2	DCUP	3	45					
2	DCUP	3		58				
2	DCUP	3	41					
2	DCUP	3	48					
2	DCUP	3		49				
2	DCUP	3	51					
2	DCUP	3		52				
2	DCUP	3	40					
2	DCUP	3	37					
2	DCUP	3	44					
2	DCUP	3	52					
2	DCUP	3	47					
2	DCUP	3					146	
2	DCUP	3	48					
2	DCUP	3					700	
2	DCUP	3		68				
2	DCUP	3	34					
2	DCUP	3		53				
2	DCUP	3		51				
2	DCUP	3	42					
2	DCUP	3	43					
2	DCUP	3	44					
2	DCUP	3	21					
2	DCUP	3	22					
2	DCUP	3	39					
2	DCUP	3	32					
2	DCUP	3	29					
2	DCUP	3	31					
2	DCUP	3	29					
2	DCUP	3		42				
2	DCUP	3	32					
2	DCUP	3		40				
2	DCUP	3	36					
2	DCUP	3	32					
2	DCUP	3	36					
2	DCUP	3	35					
2	DCUP	3	34					
2	DCUP	3	25					
2	DCUP	3		40				
2	DCUP	3	29					
2	DCUP	3	36					
2	DCUP	3	29					
2	DCUP	3	49					
2	DCUP	3	39					
2	DCUP	3	41					

2	DCUP	3		44				
2	DCUP	3	50					
2	DCUP	3		35				
2	DCUP	3	36					
2	DCUP	3	29					
2	DCUP	3	40					
2	DCUP	3	36					
2	DCUP	3	38					
2	DCUP	3	22					
2	DCUP	3	31					
2	DCUP	3	44					
2	DCUP	3	40					
2	DCUP	3	40					
2	DCUP	3		44				
2	DCUP	3	46					
2	DCUP	3	36					
2	DCUP	3	38					
2	DCUP	3	45					
2	DCUP	3	22					
2	DCUP	3	22					
2	DCUP	3	24					
2	WCDN	1			89			
2	WCDN	1			79			
2	WCDN	1			85			
2	WCDN	1				19		
2	WCDN	2			86			
2	WCDN	2			100			
2	WCDN	2				20		
2	WCDN	2				20		
2	WCDN	3		159				
2	WCDN	3		134				
2	WCDN	3		140				
2	WCDN	3	57					
2	WCDN	3		70				
2	WCDN	3		69				
2	WCDN	3	64					
2	WCDN	3			102			
2	WCDN	3		61				
2	WCDN	3		59				
2	WCDN	3	62					
2	WCDN	3	59					
2	WCDN	3		50				
2	WCDN	3	51					
2	WCDN	3		61				
2	WCDN	3				25		

2	WCDN	3		62			
2	WCDN	3				480	
2	SCUP	1				21	
2	SCUP	1				24	
2	SCUP	1				24	
2	SCUP	1				26	
2	SCUP	1				24	
2	SCUP	1				23	
2	SCUP	1				19	
2	SCUP	1				15	
2	SCUP	1				23	
2	SCUP	1				23	
2	SCUP	1				26	
2	SCUP	1				22	
2	SCUP	1				20	
2	SCUP	1				23	
2	SCUP	2				44	
2	SCUP	2				43	
2	SCUP	2				42	
2	SCUP	3				25	
2	SCUP	3				24	
2	SCUP	3				17	
2	SCUP	3				40	
2	SCUP	3				23	
2	SCUP	3				15	
2	SCUP	3				22	
2	SCDN	1				29	
2	SCDN	1				30	
2	SCDN	1				32	
2	SCDN	1		31			
2	SCDN	1			70		
2	SCDN	1		44			
2	SCDN	1		34			
2	SCDN	1		34			
2	SCDN	1				32	
2	SCDN	1		35			
2	SCDN	1		36			
2	SCDN	1		35			
2	SCDN	1		33			
2	SCDN	1				24	
2	SCDN	1				39	
2	SCDN	1				32	
2	SCDN	1				33	
2	SCDN	1				32	
2	SCDN	1		31			

2	SCDN	1		32				
2	SCDN	1		33				
2	SCDN	1		42				
2	SCDN	2		50				
2	SCDN	2		45				
2	SCDN	2		54				
2	SCDN	2			62			
2	SCDN	2		51				
2	SCDN	2	51					
2	SCDN	2		41				
2	SCDN	2		45				
2	SCDN	2				26		
2	SCDN	2	39					
2	SCDN	2	53					
2	SCDN	2	56					
2	SCDN	2	54					
2	SCDN	2	52					
2	SCDN	2	44					
2	SCDN	2	49					
2	SCDN	2		49				
2	SCDN	2	50					
2	SCDN	2	40					
2	SCDN	2	58					
2	SCDN	2	36					
2	SCDN	3					350	
2	SCDN	3		42				
2	SCDN	3		54				
2	SCDN	3	44					
2	SCDN	3	32					
2	SCDN	3		49				
2	SCDN	3		51				
2	SCDN	3		49				
2	SCDN	3				26		
2	SCDN	3		38				
2	SCDN	3		51				
2	SCDN	3	47					
2	SCDN	3		57				
2	SCDN	3		34				
2	SCDN	3	45					
2	SCDN	3	44					
2	SCDN	3	39					
2	SCDN	3		33				
2	SCDN	3		46				
2	SCDN	3		32				
2	SCDN	3		35				

2	SCDN	3		44				
2	SCDN	3	72					
2	SCDN	3	42					
2	SCDN	3		51				
2	SCDN	3		45				
2	SCDN	3		54				
2	SCDN	3		61				
2	SCDN	3		50				
2	SCDN	3		46				
2	SCDN	3		50				
2	SCDN	3		34				
2	SCDN	3					26	
2	SCDN	3		31				
2	SCDN	3		32				